

# AVALON LIBRARY & HISTORY CENTER STATISTICS

## May 2026 data / May 2025 data



### BORROWING

- Total circulation: ▲ 6.3% (16,204 vs. 15,247)
- Digital circulation: ▲ 8.5% (9,738) / Physical circulation: ▲ 5.6% (4,666)
- Juvenile print: ▲ 15.7% (1,924)

### MEMBERS

- Total patrons: ▲ 2.5% (6,418)
- Growth led by non-resident homeowners (+5.2%) and county patrons (+4.5%)

### EVENTS

- Total events: ▲ 20% (42 vs. 35)
- Adult events: ▲ 7% / Youth events: ▲ 63%
- Attendance: ▲ 24% (652 vs. 527)

### ENGAGEMENT

- Library visits: ▼ 0.7% (5,489 vs. 5,525) / HC visits: ▲ 57% (516 vs. 329)
- Web visits: ▲ 22% (9,885 vs. 7,269)

### Overall

- Library visits on par with 2025, but HC and web visits up substantially.
- Juvenile circulation had its strongest May on record. Overall physical borrowing up even with level visits.

---

### MEMBERS

**Total Members 6,418 / 6,260**

Resident **675 / 676**

Nonresident **3,614 / 3,436**

County **1,457 / 1,394**

Seasonal **38 / 44**

Other **555 / 551**

eCard **79 / 159**

New Patrons **79 / 61**

### ENGAGEMENT & USE

**Total Engagement 17,911 / 15,059**

Library Visits **5,489 / 5,525**

History Center Visits **516 / 329**

Website Visits **9,885 / 7,269**

Libby Users (Digital) **1,443 / 1,348**

Hoopla, PR, Kanopy Users **348 / 383**

Event Attendance Offsite **230 / 205**

**Total Event Attendance 652 / 527**

Adult Events **29 / 27**

Children's Events **13 / 8**

### BORROWING & COLLECTIONS

**Total Borrowing 16,204 / 15,247**

Physical **6,466 / 6,293**

Digital **9,738 / 8,779**

Total Acquisitions **633 / 451**

Print Acq **434 / 397**

AV Acq **36 / 12**

Digital Acq **163 / 50**

HC Cataloged **0 / 111**

HC Digitized **0 / 111**

### TECH & SOCIAL

PC use **287 / 289**

Wi-Fi use **682 / 2,418**

Printing **6,280 / 7,374**

Lib Facebook Views **21,103**

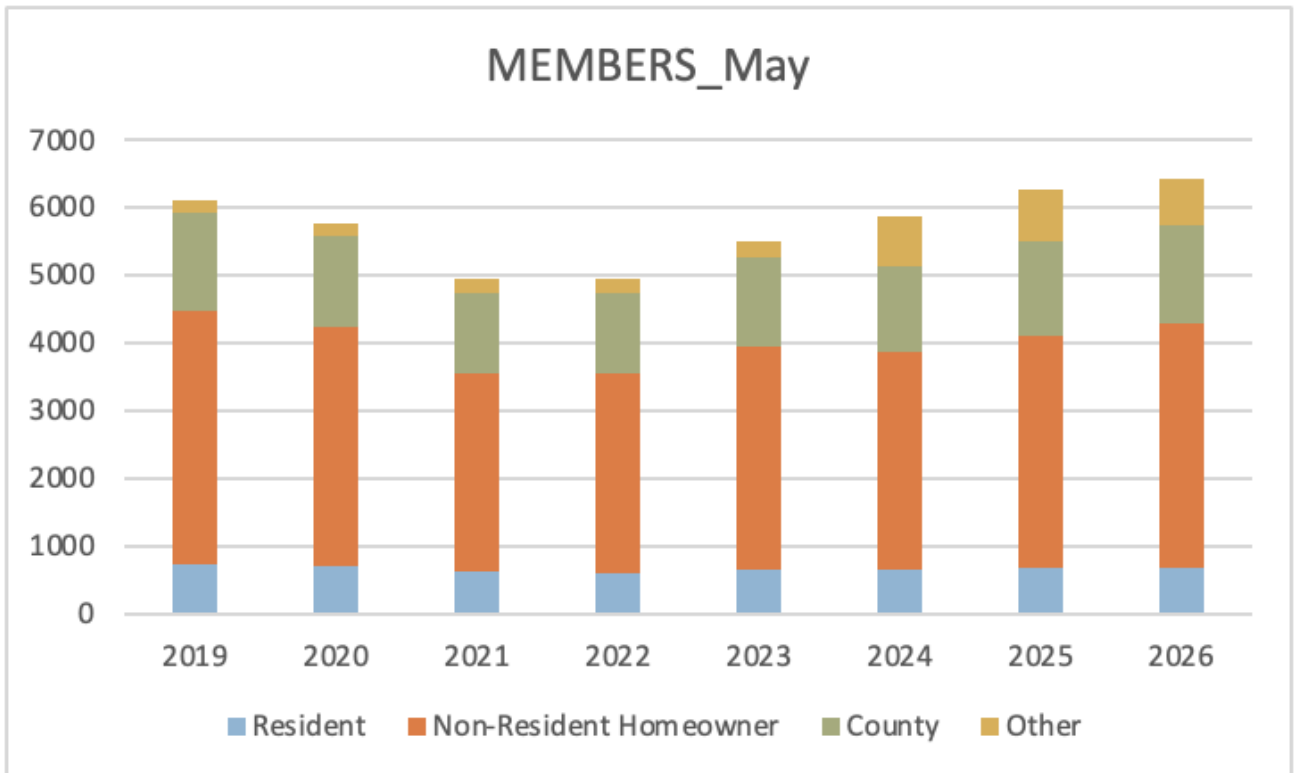
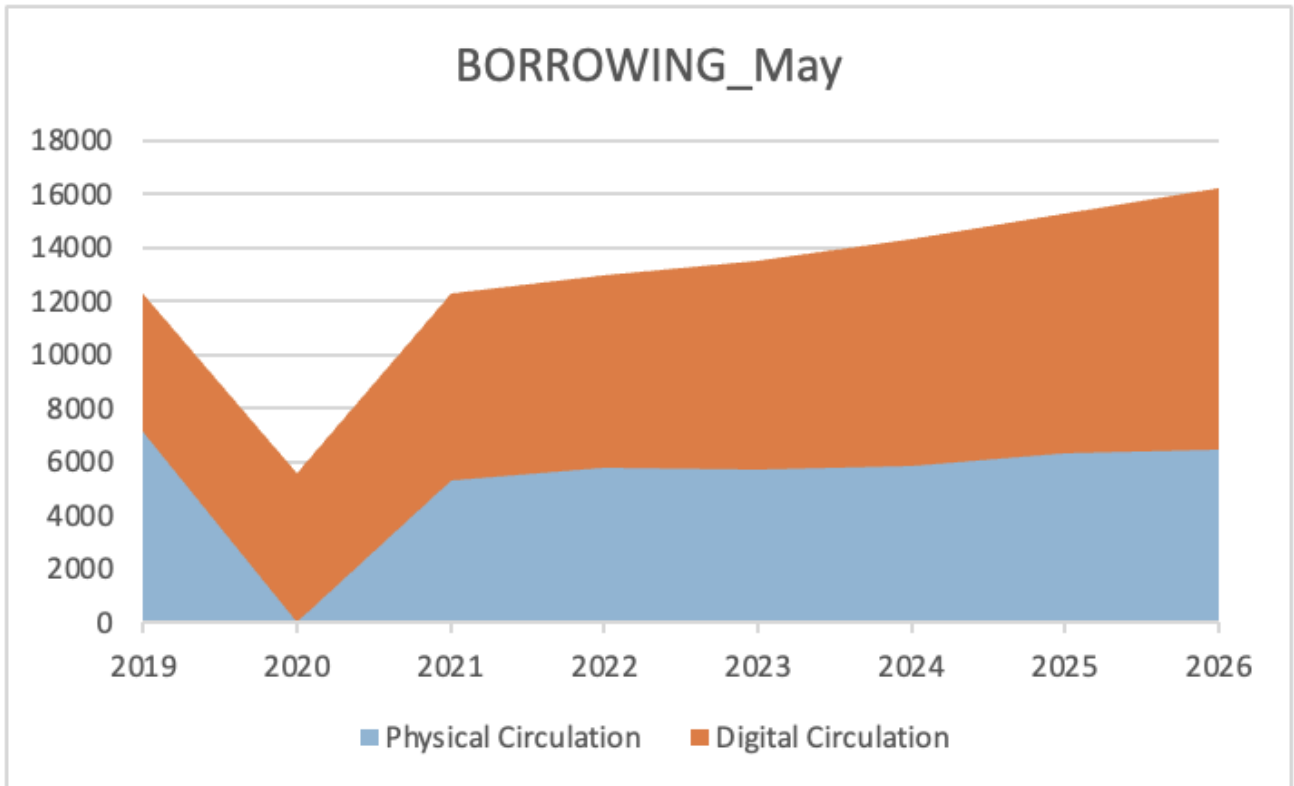
HC Facebook Views **188,279**

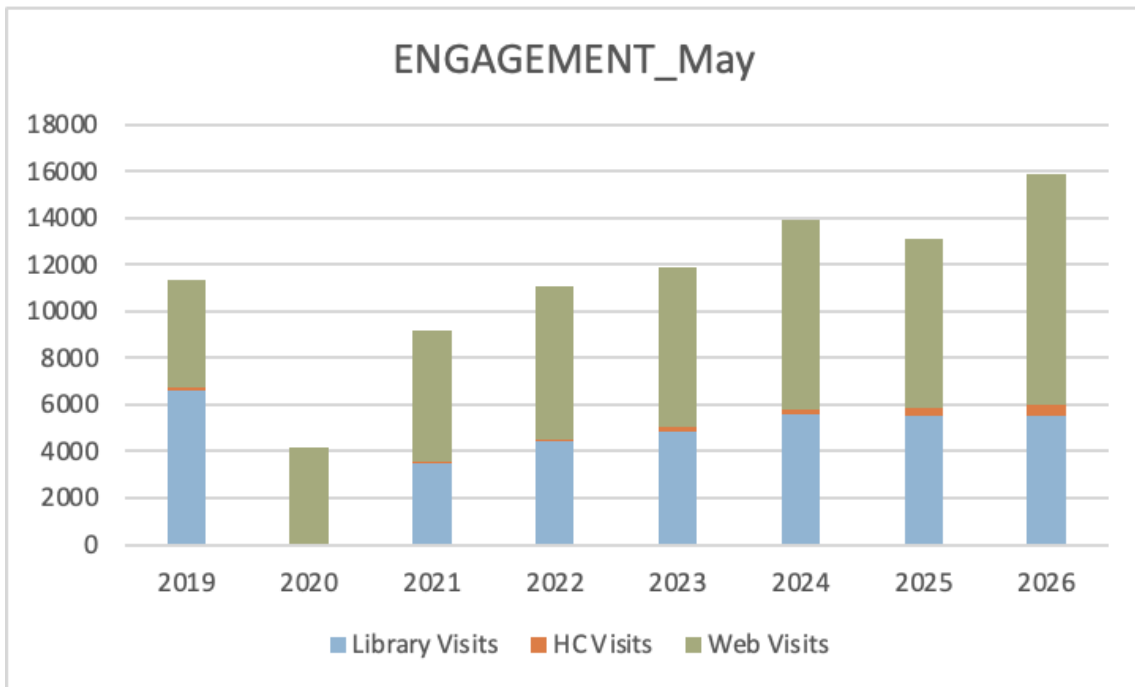
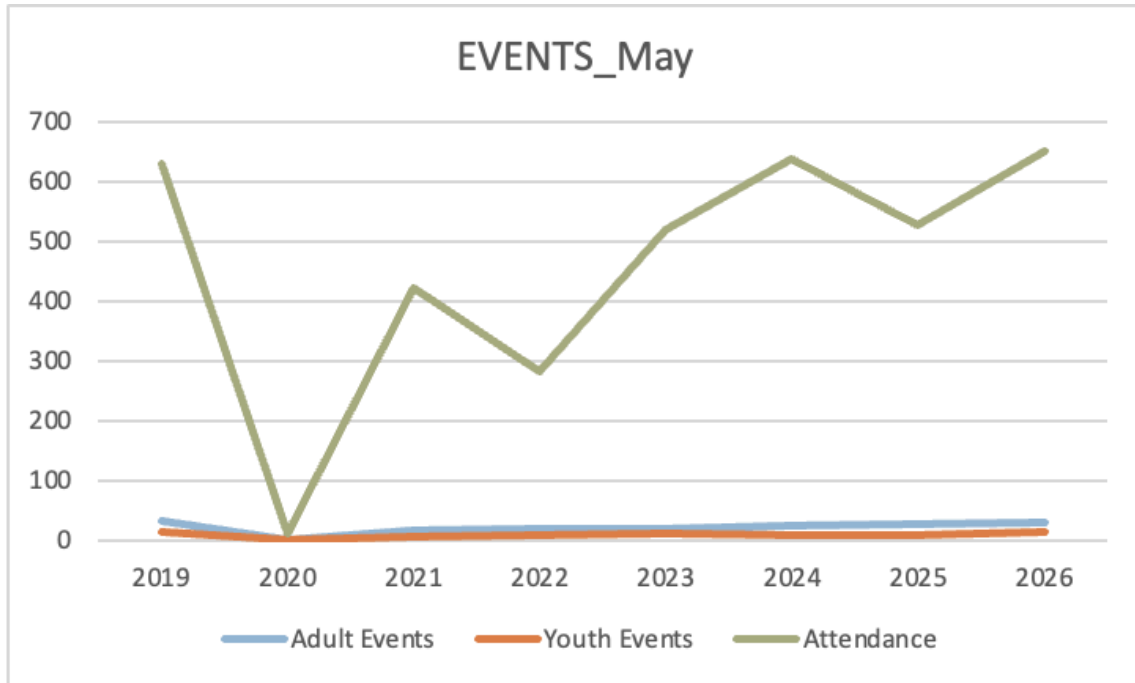
Lib Instagram View **5,257**

HC Instagram Views **11,029**

Lib Follows/Likes **72**

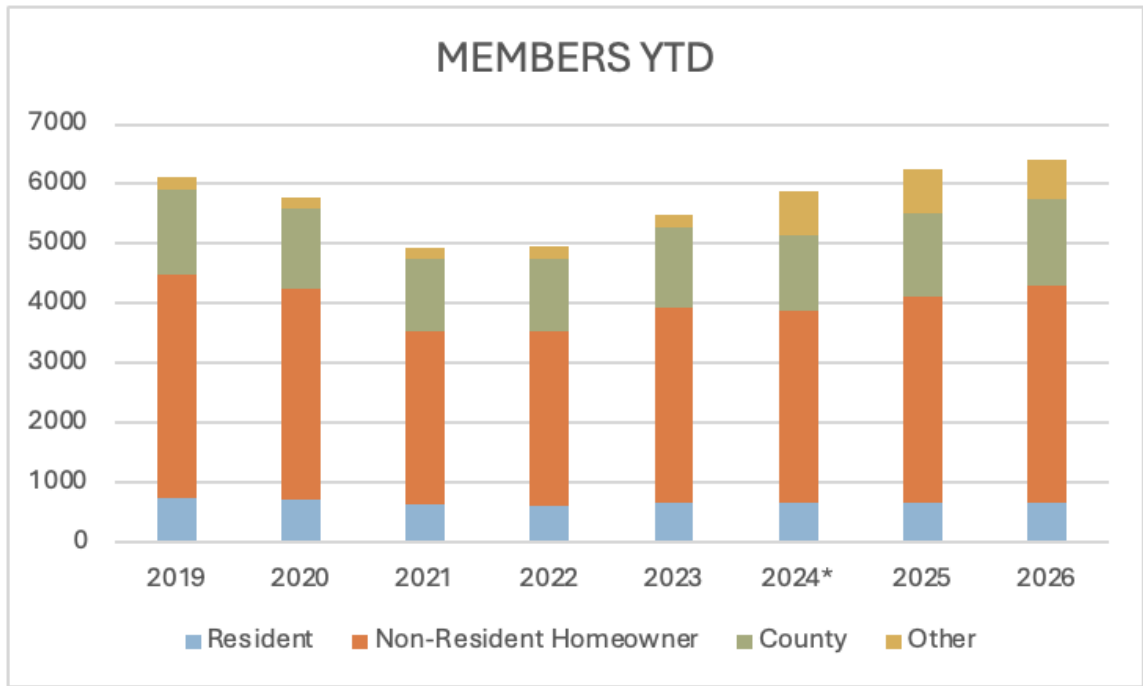
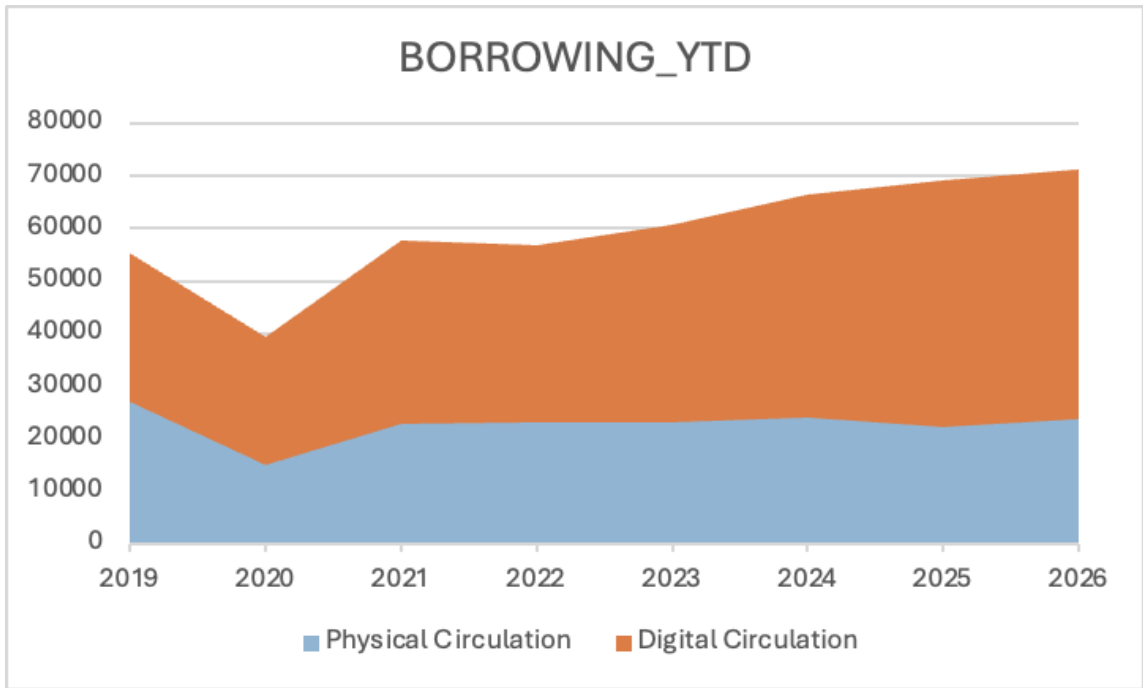
HC Follows/Likes **123**

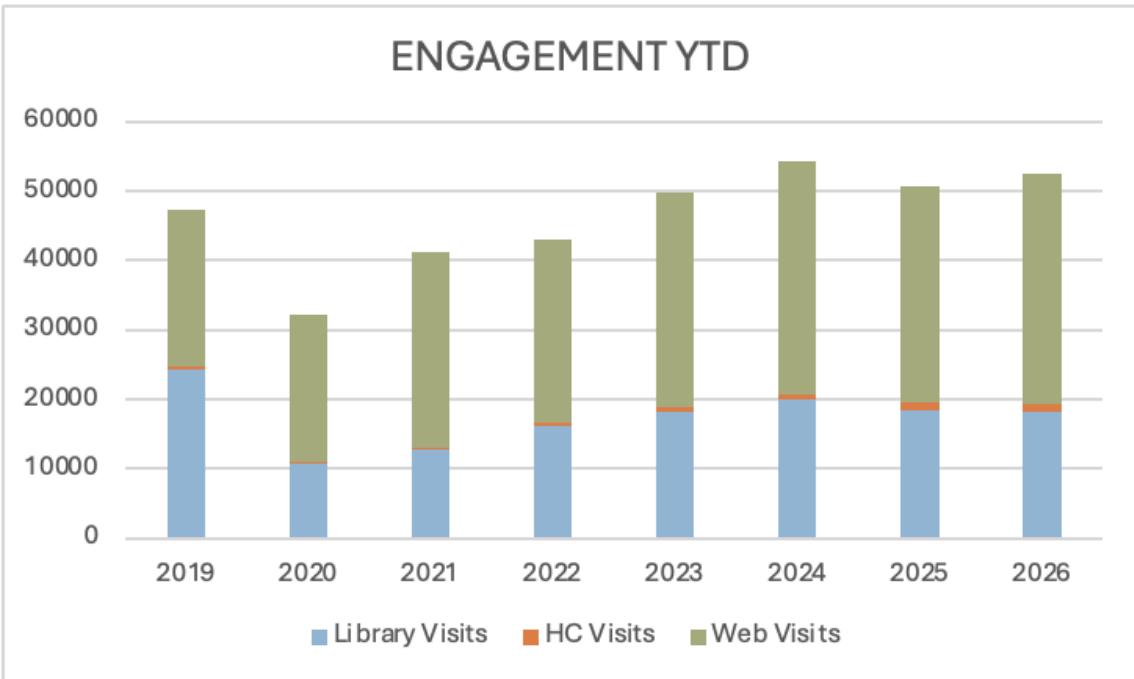
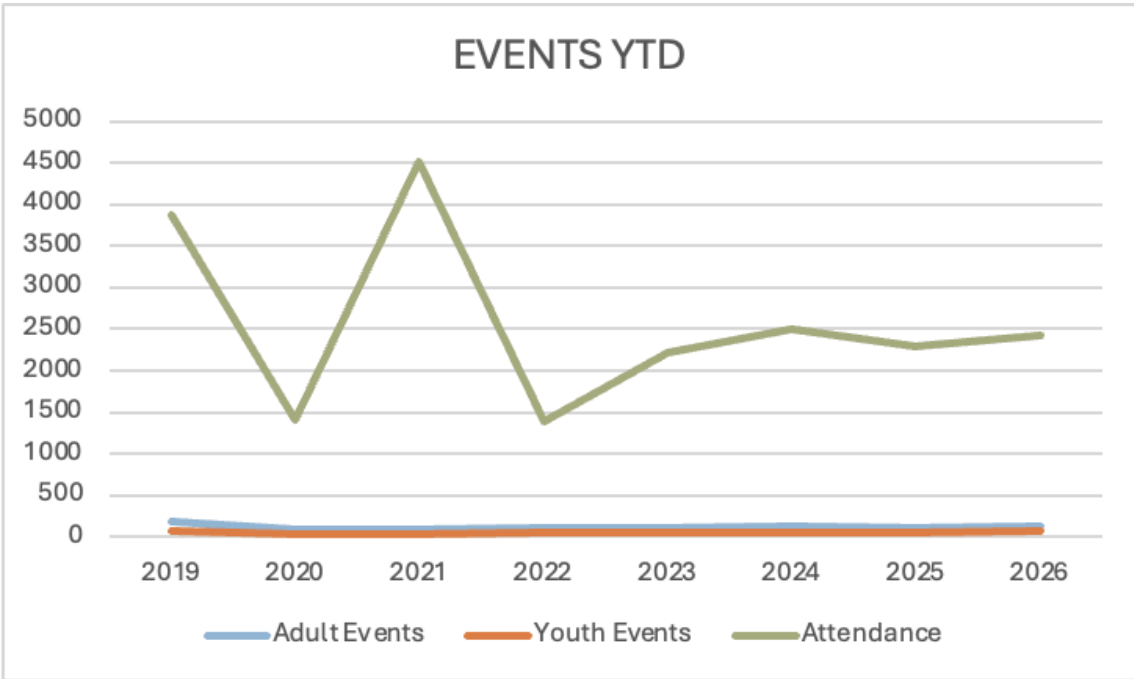




# May Month-to-Month

<b>BORROWING</b>	<b>2019</b>	<b>2020</b>	<b>2021</b>	<b>2022</b>	<b>2023</b>	<b>2024</b>	<b>2025</b>	<b>2026</b>
All Circulation	12278	5607	12256	12982	13483	14429	15247	16204
Juvenile Print Circulation	1094	0	1303	1354	1408	1442	1663	1924
Physical Circulation	7143	0	5325	5772	5683	5829	6293	6466
Digital Circulation	5135	5607	6931	7210	7800	8480	8975	9738
<b>MEMBERS</b>	<b>2019</b>	<b>2020</b>	<b>2021</b>	<b>2022</b>	<b>2023</b>	<b>2024</b>	<b>2025</b>	<b>2026</b>
Resident	745	718	630	612	656	657	676	675
Non-Resident Homeowner	3734	3524	2910	2927	3280	3215	3436	3614
County	1436	1347	1203	1211	1331	1263	1394	1457
Other	192	176	200	203	231	748	754	672
Total Patrons	<b>6107</b>	<b>5765</b>	<b>4943</b>	<b>4953</b>	<b>5498</b>	<b>5883</b>	<b>6260</b>	<b>6418</b>
<b>EVENTS</b>	<b>2019</b>	<b>2020</b>	<b>2021</b>	<b>2022</b>	<b>2023</b>	<b>2024</b>	<b>2025</b>	<b>2026</b>
Adult Events	33	1	17	19	19	24	27	29
Youth Events	13	0	5	9	10	9	8	13
<b>Total Events</b>	<b>46</b>	<b>1</b>	<b>22</b>	<b>28</b>	<b>29</b>	<b>33</b>	<b>35</b>	<b>42</b>
Attendance	630	10	422	283	518	637	527	652
<b>ENGAGEMENT</b>	<b>2019</b>	<b>2020</b>	<b>2021</b>	<b>2022</b>	<b>2023</b>	<b>2024</b>	<b>2025</b>	<b>2026</b>
Library Visits	6637	0	3470	4408	4836	5585	5525	5489
HC Visits	121	0	61	116	217	235	329	516
Web Visits	4573	4196	5632	6536	6852	8117	7269	9885





## May Year-To-Date

<b>BORROWING</b>	<b>2019</b>	<b>2020</b>	<b>2021</b>	<b>2022</b>	<b>2023</b>	<b>2024</b>	<b>2025</b>	<b>2026</b>
All Circulation	55280	39381	57618	56809	60661	66719	69212	71330
Juvenile Print Circulation	3685	2767	5968	5085	5543	5921	5162	5878
Physical Circulation	26882	14953	22840	22961	23078	24119	22060	23559
Digital Circulation	28498	24428	34778	33848	37583	42340	47173	47771
<b>MEMBERS</b>	<b>2019</b>	<b>2020</b>	<b>2021</b>	<b>2022</b>	<b>2023</b>	<b>2024</b>	<b>2025</b>	<b>2026</b>
Resident	745	718	630	612	656	657	676	675
Non-Resident Homeowner	3734	3524	2910	2927	3280	3215	3436	3614
County	1436	1347	1203	1211	1331	1263	1394	1457
Other	192	176	200	203	231	748	754	672
Total Patrons	<b>6107</b>	<b>5765</b>	<b>4943</b>	<b>4953</b>	<b>5498</b>	<b>5883</b>	<b>6260</b>	<b>6418</b>
<b>EVENTS</b>	<b>2019</b>	<b>2020</b>	<b>2021</b>	<b>2022</b>	<b>2023</b>	<b>2024</b>	<b>2025</b>	<b>2026</b>
Adult Events	176	86	83	110	110	122	118	131
Youth Events	70	26	30	45	46	56	48	64
<b>Total Events</b>	<b>246</b>	<b>112</b>	<b>113</b>	<b>155</b>	<b>156</b>	<b>178</b>	<b>166</b>	<b>195</b>
Attendance	3869	1406	4506	1390	2217	2491	2299	2425
<b>ENGAGEMENT</b>	<b>2019</b>	<b>2020</b>	<b>2021</b>	<b>2022</b>	<b>2023</b>	<b>2024</b>	<b>2025</b>	<b>2026</b>
Library Visits	24269	10783	12905	16178	18243	19911	18516	18302
HC Visits	542	238	211	369	558	839	944	1082
Web Visits	22517	21280	28096	26398	31054	33645	31246	33202