

AVALON LIBRARY & HISTORY CENTER STATISTICS

April 2026 data / April 2025 data



BORROWING

- Total circulation: ▲ 4.9% (13,899 vs. 13,247)
- Digital circulation: ▲ 3.6% (9,298)
- Physical circulation: ▲ 7.8% (4,601)
- Juvenile print: ▲ 23.9% (1,114)

MEMBERS

- Total patrons: ▲ 2.7% (6,369)
- Growth led by non-resident homeowners (+4.8%) and county patrons (+4.3%)

EVENTS

- Total events: ▲ 24% (46 vs. 37)
- Youth events: ▲ 44%

ENGAGEMENT

- Web visits: ▲ 16% (7,307 vs. 6,275)

Overall

- April showed circulation growth, with gains across physical and digital formats.
- Juvenile circulation posted one of the largest increases year over year.
- Patron growth and web engagement remained positive and consistent with broader recent trends. Return to typical web use after March decline.

MEMBERS

Total Members **6,369 / 6,202**

Resident **676 / 673**

Nonresident **3,539 / 3,385**

County **1,449 / 1,389**

Seasonal **68 / 39**

Other **543 / 550**

eCard **84 / 166**

New Patrons **45 / 33**

ENGAGEMENT & USE

Total Engagement **13,469 / 12,383**

Library Visits **3,900 / 3,918**

History Center Visits **323 / 333**

Website Visits **7,307 / 6,275**

Libby Users (Digital) **1,408 / 1,331**

Hoopla, PR, Kanopy Users **350 / 321**

Event Attendance Offsite **181 / 205**

Total Event Attendance **609 / 656**

Adult Events **29 / 28**

Children's Events **16 / 9**

BORROWING & COLLECTIONS

Total Borrowing **13,899 / 13,220**

Physical **4,601 / 4,270**

Digital **9,298 / 8,767**

Total Acquisitions **672 / 532**

Print Acq **348 / 279**

AV Acq **43 / 13**

Digital Acq **281 / 67**

HC Cataloged **0 / 66**

HC Digitized **15 / 66**

TECH & SOCIAL

PC use **250 / 238**

Wi-Fi use **480 / 1,950**

Printing **5,431 / 4,925**

Lib Facebook Views **25,928**

HC Facebook Views **78,556**

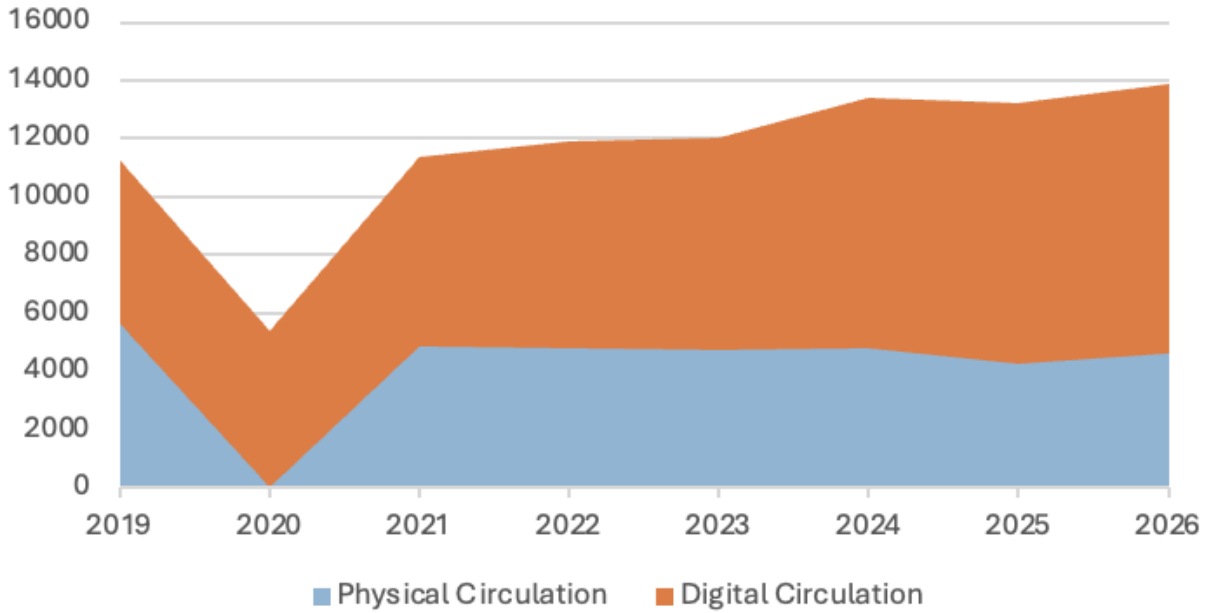
Lib Instagram View **4,304**

HC Instagram Views **9,443**

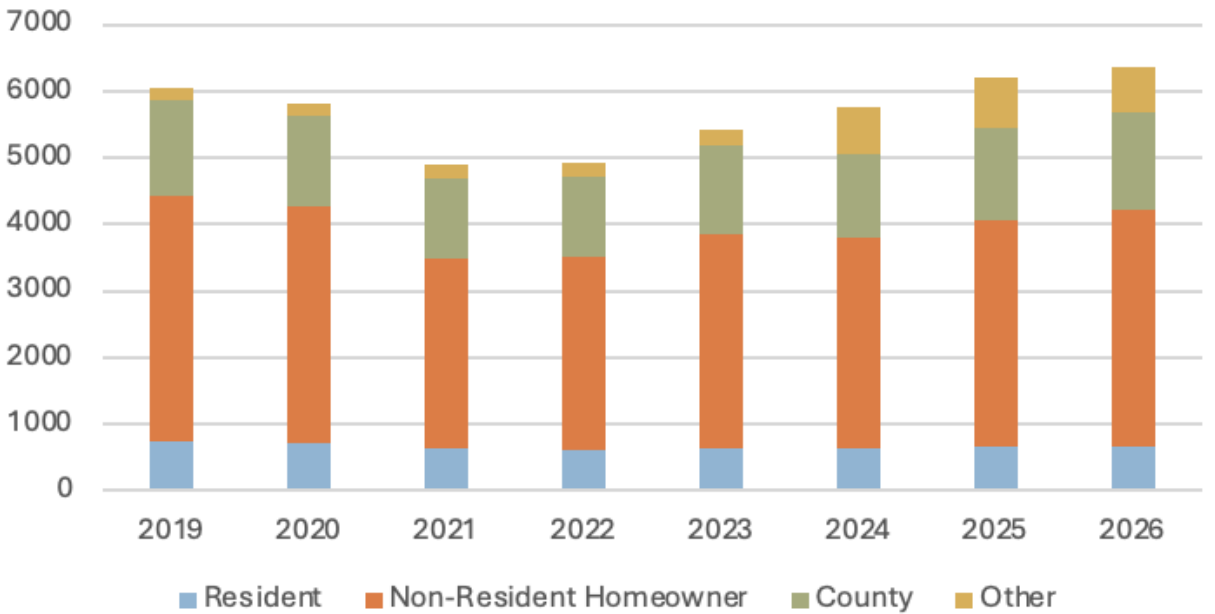
Lib Follows/Likes **35**

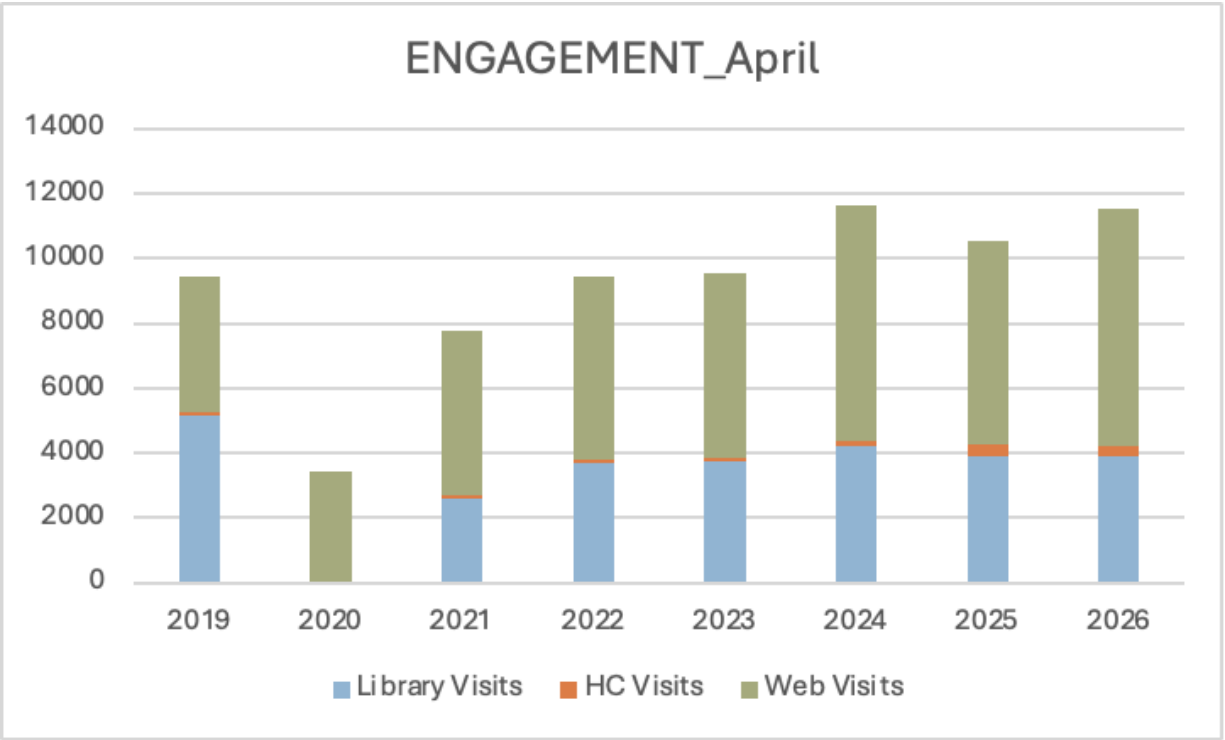
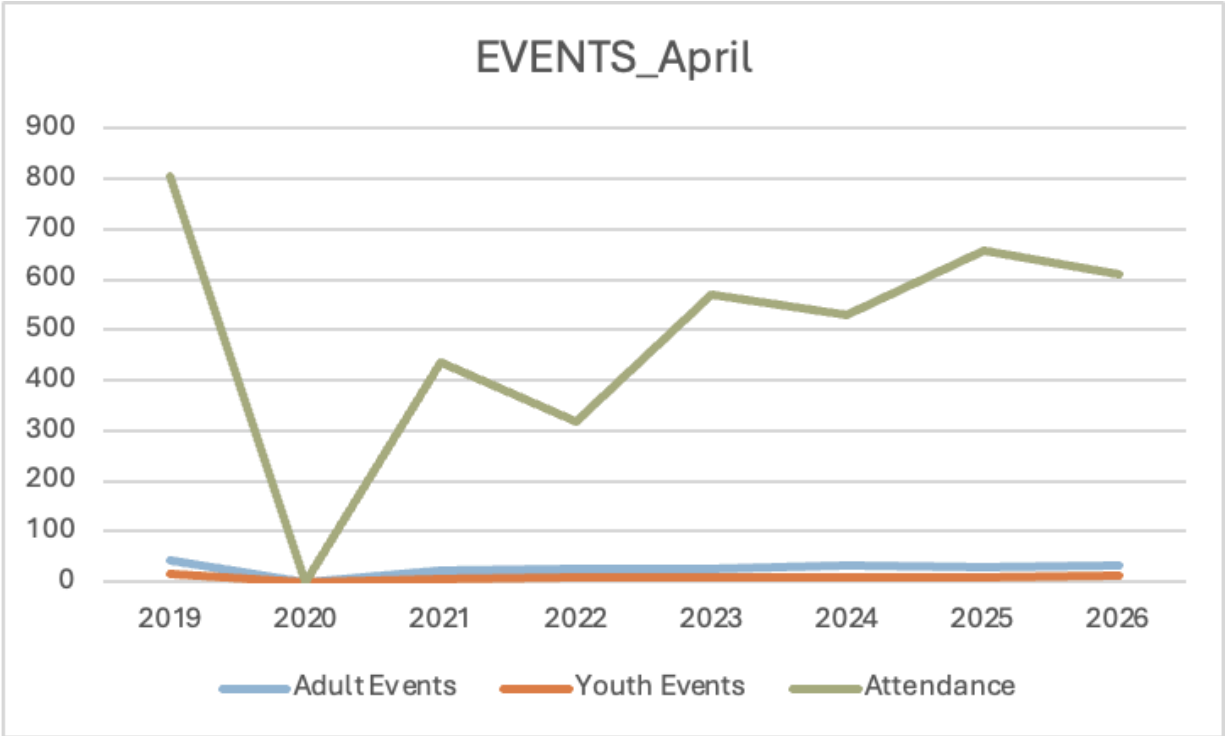
HC Follows/Likes **44**

BORROWING_April



MEMBERS_April

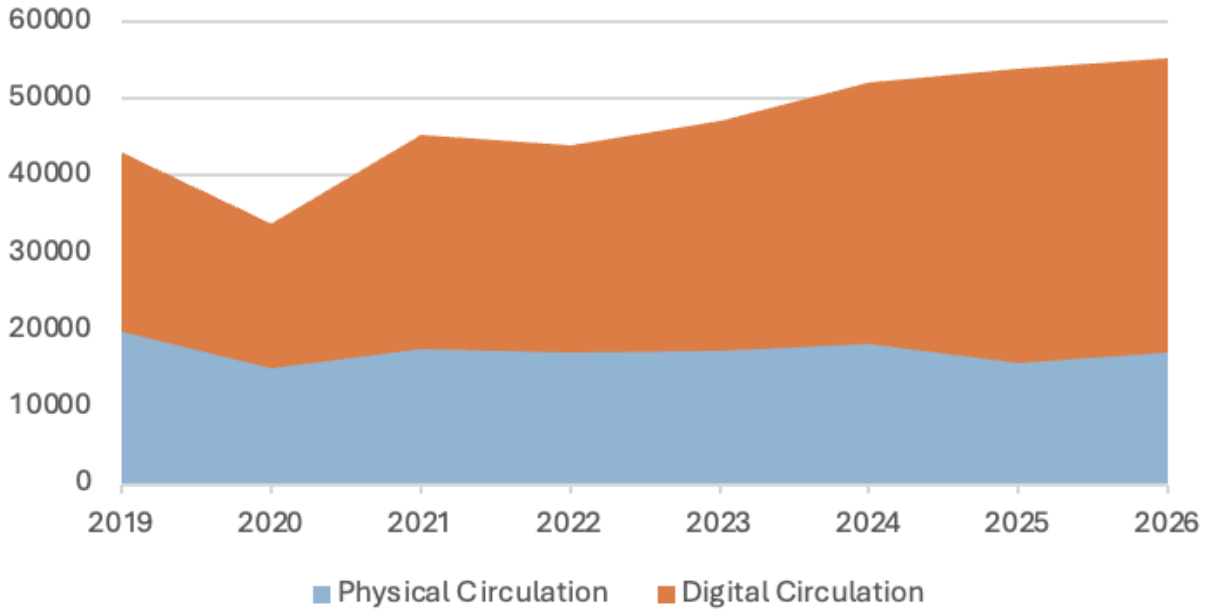




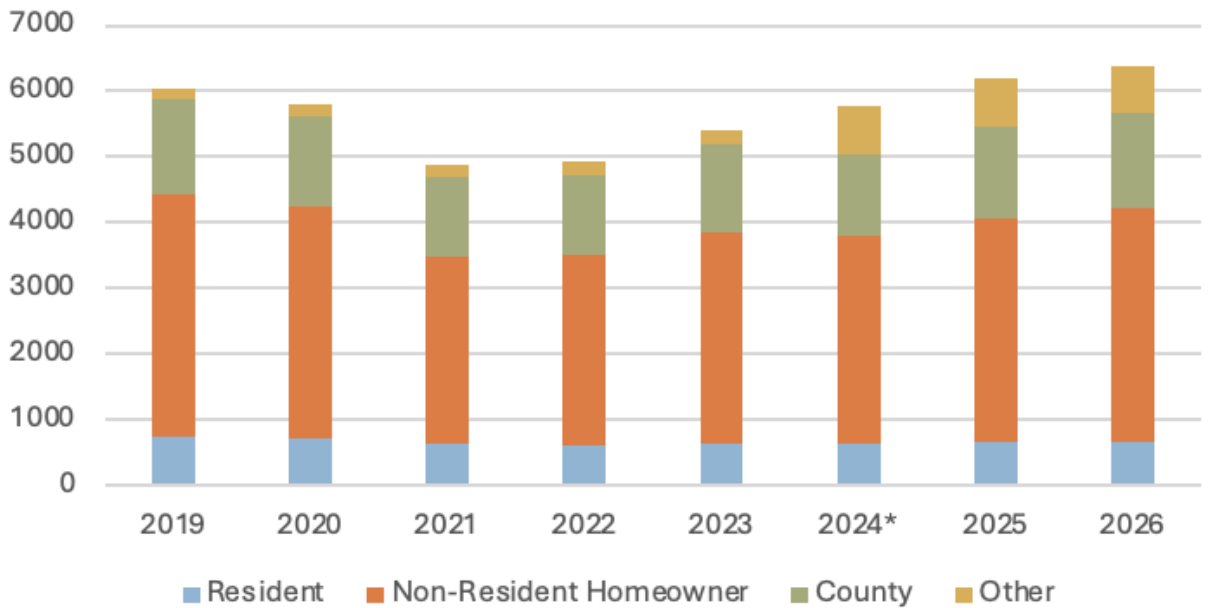
April Month-to-Month

BORROWING	2019	2020	2021	2022	2023	2024	2025	2026
All Circulation	11129	5392	11371	11902	12003	13,393	13,247	13899
Juvenile Print Circulation	750	0	1477	1024	1289	1122	899	1114
Physical Circulation	5608	0	4856	4782	4712	4805	4270	4601
Digital Circulation	5621	5392	6515	7120	7291	8588	8977	9298
MEMBERS	2019	2020	2021	2022	2023	2024	2025	2026
Resident	744	727	635	616	648	641	673	676
Non-Resident Homeowner	3679	3534	2849	2899	3206	3150	3385	3549
County	1447	1362	1211	1208	1331	1252	1389	1449
Other	181	178	195	202	222	724	755	695
Total Patrons	6051	5801	4890	4925	5407	5767	6202	6369
EVENTS	2019	2020	2021	2022	2023	2024	2025	2026
Adult Events	41	0	21	24	25	31	28	33
Youth Events	15	0	5	9	8	10	9	13
Total Events	56	0	26	33	33	41	37	46
Attendance	804	0	437	319	570	531	656	609
ENGAGEMENT	2019	2020	2021	2022	2023	2024	2025	2026
Library Visits	5132	0	2612	3688	3725	4228	3918	3900
HC Visits	143	0	60	113	101	116	333	323
Web Visits	4153	3448	5106	5643	5736	7304	6275	7307

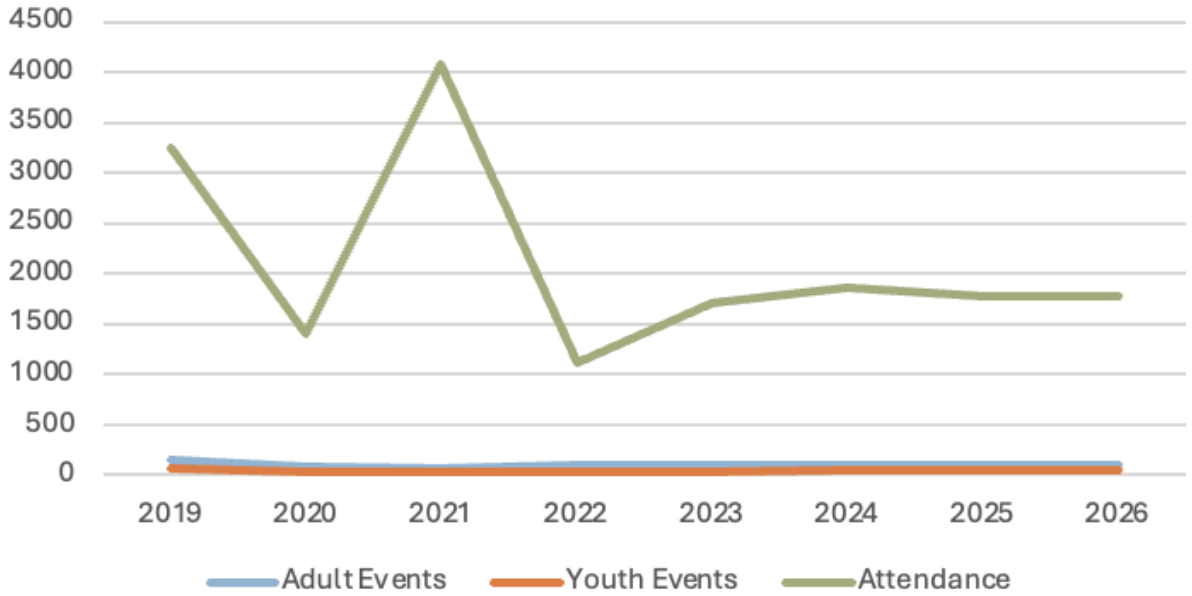
BORROWING_YTD



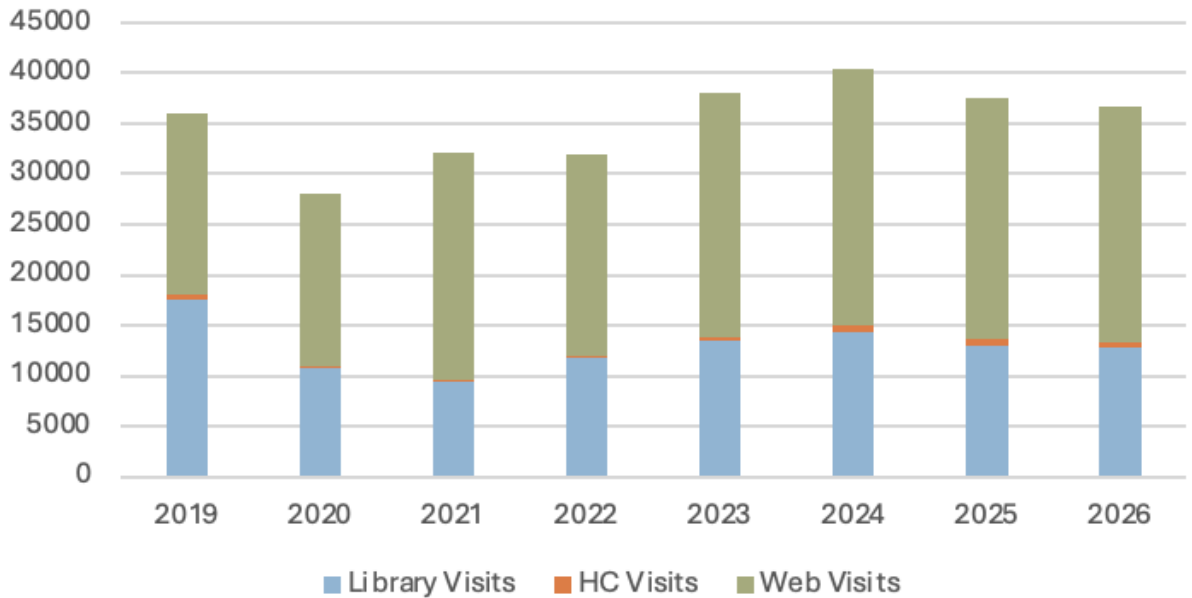
MEMBERS YTD



EVENTS YTD



ENGAGEMENT YTD



April Year-To-Date

BORROWING	2019	2020	2021	2022	2023	2024	2025	2026
All Circulation	43002	33774	45362	43827	47178	52290	53965	55126
Juvenile Print Circulation	2591	2767	4665	3731	4135	4479	3499	3954
Physical Circulation	19739	14953	17515	17189	17395	18290	15767	17093
Digital Circulation	23363	18821	27847	26638	29783	33860	38198	38033
MEMBERS	2019	2020	2021	2022	2023	2024	2025	2026
Resident	744	727	635	616	648	641	673	676
Non-Resident Homeowner	3679	3534	2849	2899	3206	3150	3385	3549
County	1447	1362	1211	1208	1331	1252	1389	1449
Other	181	178	195	202	222	724	755	695
Total Patrons	6051	5801	4890	4925	5407	5767	6202	6369
EVENTS	2019	2020	2021	2022	2023	2024	2025	2026
Adult Events	143	85	66	91	91	98	91	102
Youth Events	57	26	25	36	36	47	40	51
Total Events	200	111	91	127	127	145	131	153
Attendance	3239	1396	4084	1107	1699	1854	1772	1773
ENGAGEMENT	2019	2020	2021	2022	2023	2024	2025	2026
Library Visits	17632	10783	9435	11770	13407	14326	12991	12813
HC Visits	421	238	150	253	341	604	615	566
Web Visits	17944	17084	22464	19862	24202	25528	23977	23317

2026 Capital Update - April

Project #	Type	Facility	Project	Cost	Expended
2600	R	Both	FFE - Replacement	\$20,000	\$1,825.46
2601	R	Both	Computers - Replacements	\$26,500	\$12,515.54
2602	S	Both	Facility Building Project	\$225,000	\$17,400.00
2603	S	HC	Cottage Updates	\$20,000	\$0.00
2604	R	Library	Admin Office Storage	\$15,000	\$0.00
2605	R	Library	Lab Furniture	\$25,000	\$0.00
2606	R	HC	Outdoor Interpretive Signage	\$4,000	\$0.00
2607	S	HC	Exhibit Components	\$12,000	\$4,028.63
2608	R	Library	Business Services	\$15,000	\$7,629.64
			Strategic	\$257,000	\$17,400.00
			Replacement	\$105,500	\$25,999.27
			TOTAL	\$362,500	\$43,399.27