

**BORROWING**

- Total circulation: ▲ 1.5% (14,143 vs. 13,928)
- Digital circulation: ▼ 1.8% (9,636)
- Physical circulation: ▲ 9.4% (4,507)
- Juvenile print: ▲ 17.8% (1,044)

**MEMBERS**

- Total patrons: ▲ 2.8% (6,385)
- Growth led by non-resident homeowners (+4.9%) and county patrons (+4.3%)

**EVENTS**

- Total events: ▲ 32% (45 vs. 34)
- Adult events: ▲ 26%
- Youth events: ▲ 45%
- Attendance: ▲ 55% (535 vs. 346)

**ENGAGEMENT**

- Library visits: ▲ 1.5% (3,411)
- HC visits: ▲ 7% (123 vs. 115)
- Web visits: ▼ 69% (2,010 vs. 6,447)

**MEMBERS**

**Total Members 6,385 / 6,211**

Resident **679 / 671**

Nonresident **3,537 / 3,371**

County **1,448 / 1,388**

Seasonal **93 / 48**

Other **537 / 556**

eCard **91 / 177**

New Patrons **26 / 30**

**ENGAGEMENT & USE**

**Total Engagement 7,560 / 11,745**

Library Visits **3,411 / 3,359**

History Center Visits **123 / 115**

Website Visits **2,010 / 6,447**

Libby Users (Digital) **1,434 / 1,349**

Hoopla, PR, Kanopy Users **352 / 335**

Event Attendance Offsite **230 / 140**

**Total Event Attendance 535 / 346**

Adult Events **29 / 23**

Children's Events **16 / 11**

**BORROWING & COLLECTIONS**

**Total Borrowing 14,143 / 13,928**

Physical **4,507 / 4,120**

Digital **9,636 / 9,808**

Total Acquisitions **593 / 729**

Print Acq **334 / 302**

AV Acq **47 / 13**

Digital Acq **212 / 185**

HC Cataloged .. / **50**

HC Digitized .. / **100**

**TECH & SOCIAL**

PC use **218 / 230**

Wi-Fi use **589 / 806**

Printing **4,418 / 4,584**

Lib Facebook Views **14,011**

HC Facebook Views **163,211**

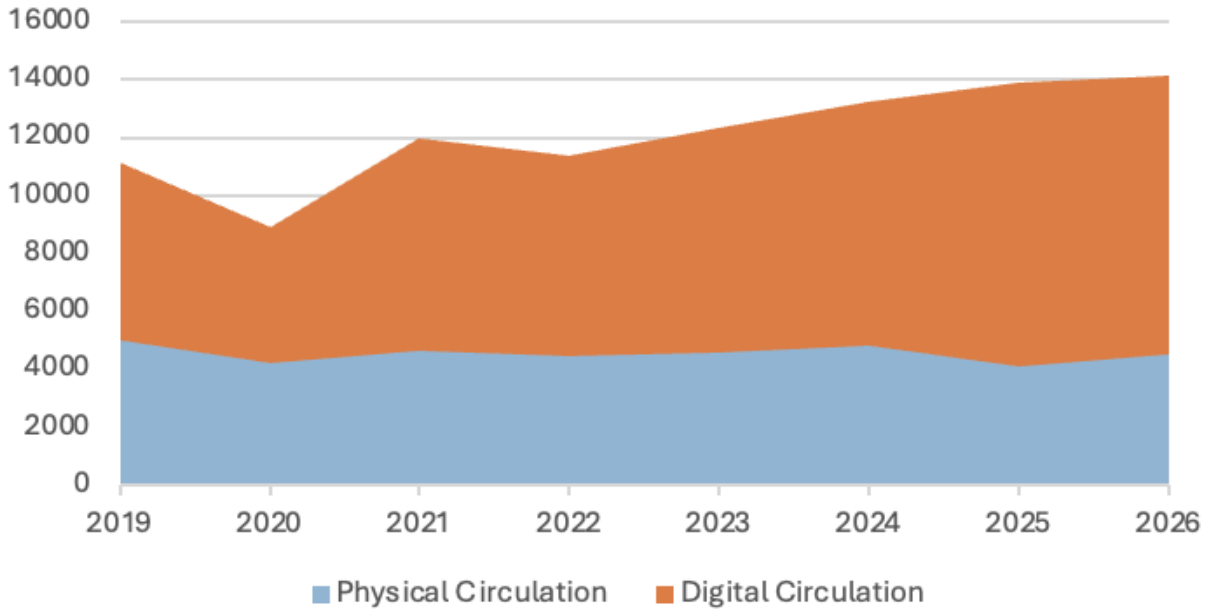
Lib Instagram View **1,940**

HC Instagram Views **16,407**

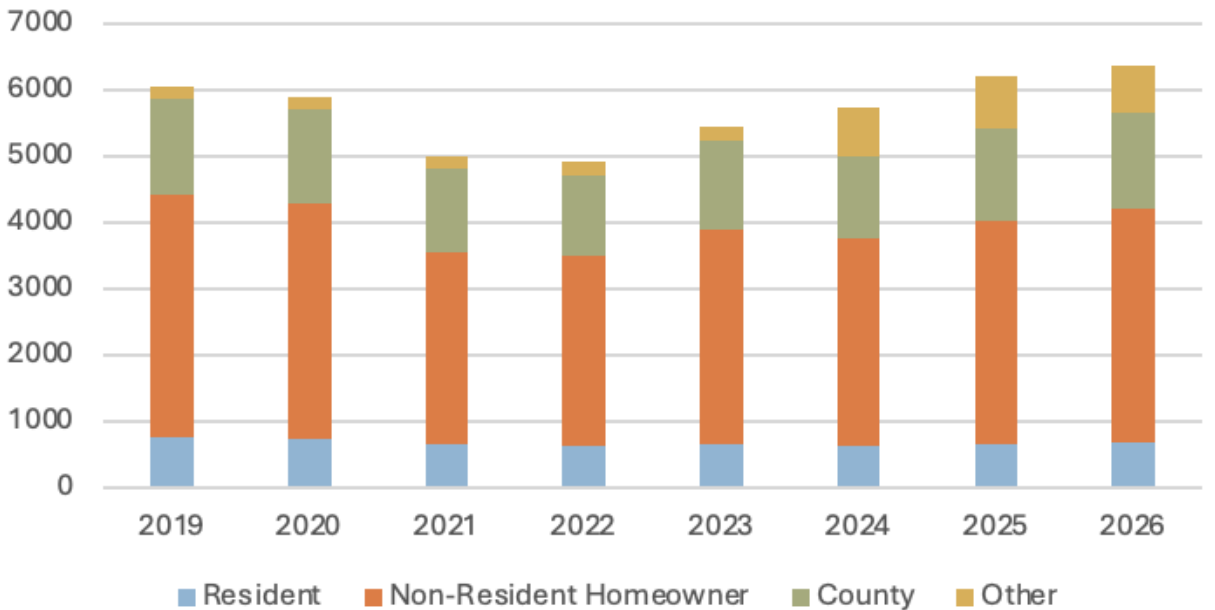
Lib Follows/Likes **47**

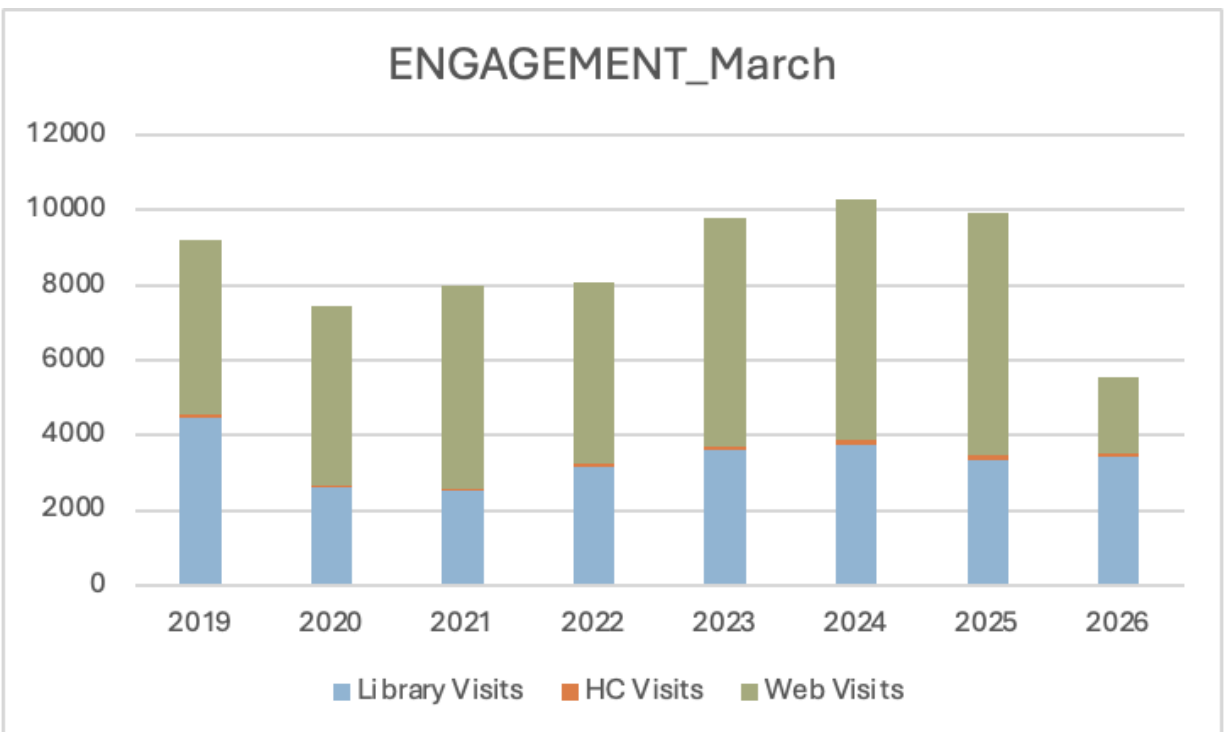
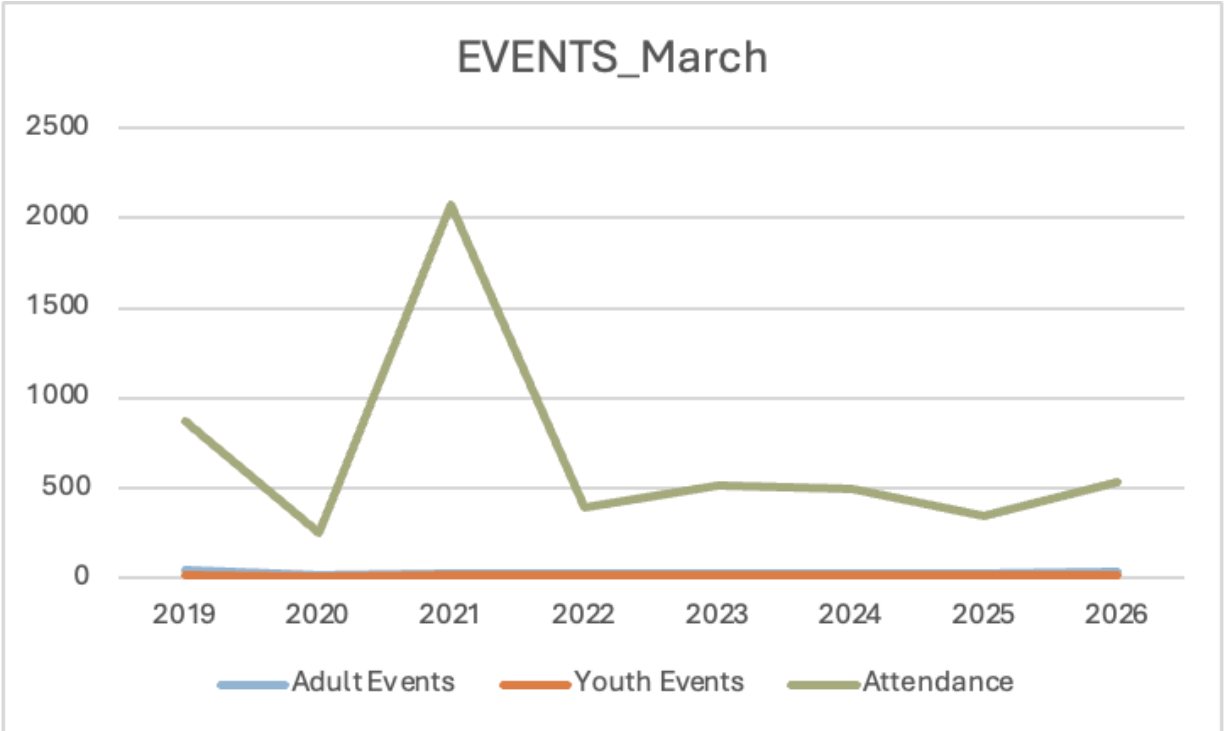
HC Follows/Likes **67**

## BORROWING\_March



## MEMBERS\_March

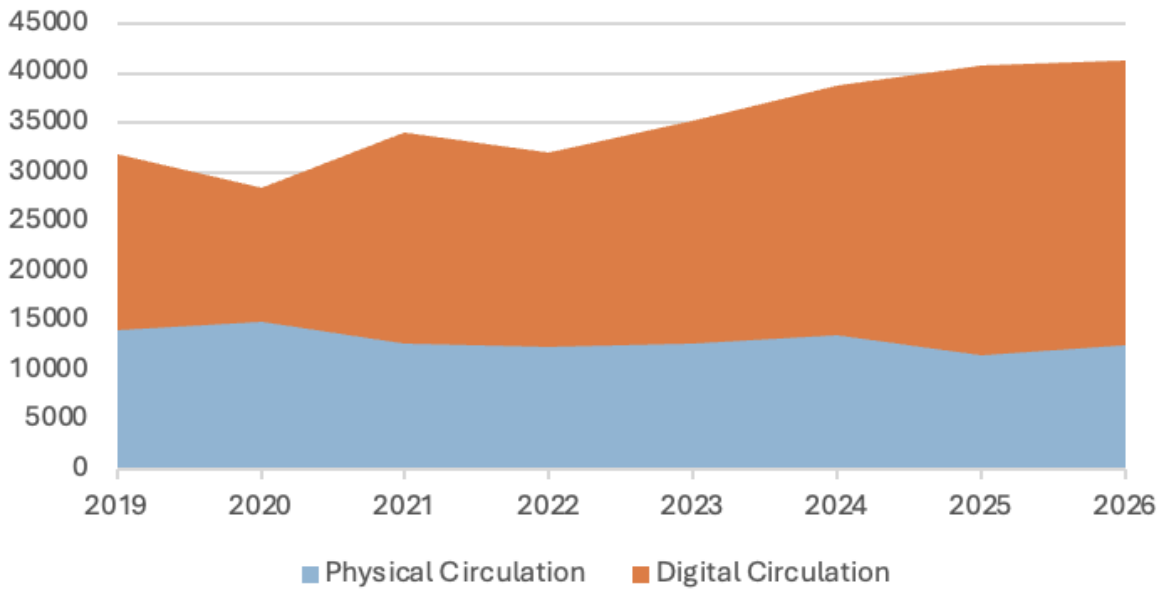




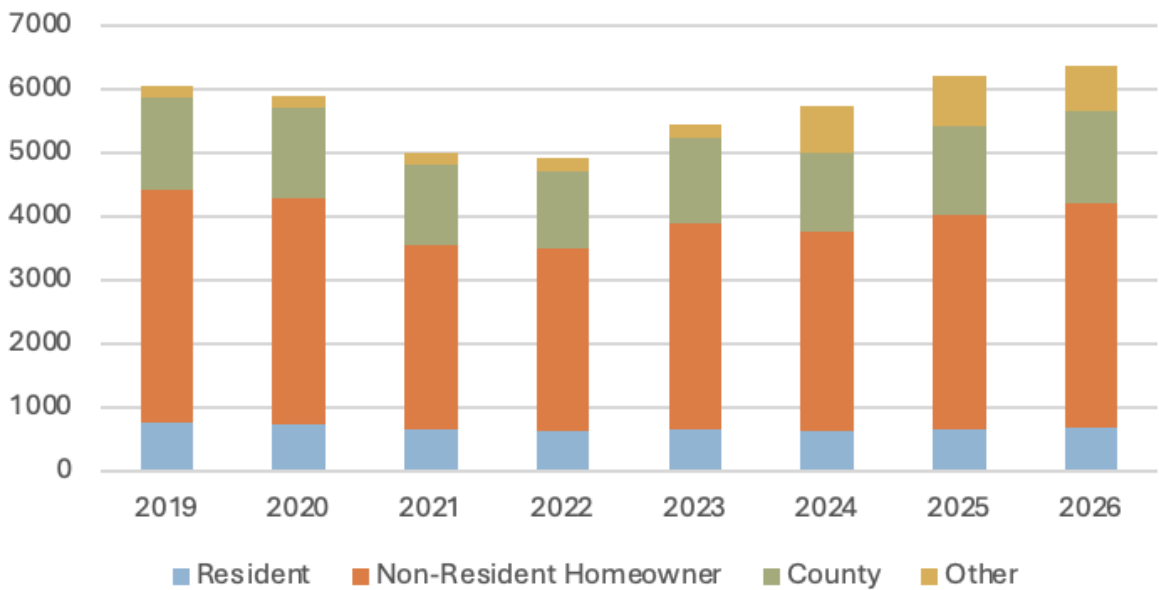
# March Month-to-Month

<b>BORROWING</b>	<b>2019</b>	<b>2020</b>	<b>2021</b>	<b>2022</b>	<b>2023</b>	<b>2024</b>	<b>2025</b>	<b>2026</b>
All Circulation	11136	8893	11982	11386	12314	13370	13928	14143
Juvenile Print Circulation	478	859	1509	964	1016	1293	886	1044
Physical Circulation	4997	4215	4606	4441	4591	4791	4120	4507
Digital Circulation	6139	4678	7376	6945	7723	8439	9808	9636
<b>MEMBERS</b>	<b>2019</b>	<b>2020</b>	<b>2021</b>	<b>2022</b>	<b>2023</b>	<b>2024</b>	<b>2025</b>	<b>2026</b>
Resident	753	747	651	636	650	634	671	679
Non-Resident Homeowner	3671	3549	2907	2877	3245	3136	3371	3537
County	1453	1407	1260	1205	1336	1237	1388	1448
Other	183	186	197	199	223	721	781	721
Total Patrons	6060	5889	5015	4917	5454	5728	6211	6385
<b>EVENTS</b>	<b>2019</b>	<b>2020</b>	<b>2021</b>	<b>2022</b>	<b>2023</b>	<b>2024</b>	<b>2025</b>	<b>2026</b>
Adult Events	40	17	21	27	27	25	23	29
Youth Events	13	5	10	12	10	13	11	16
Total Events	53	22	31	39	37	38	34	45
Attendance	871	251	2072	393	517	496	346	535
<b>ENGAGEMENT</b>	<b>2019</b>	<b>2020</b>	<b>2021</b>	<b>2022</b>	<b>2023</b>	<b>2024</b>	<b>2025</b>	<b>2026</b>
Library Visits	4457	2612	2535	3139	3613	3753	3359	3411
HC Visits	105	63	19	99	110	142	115	123
Web Visits	4661	4777	5458	4829	6058	6,375	6,447	2010

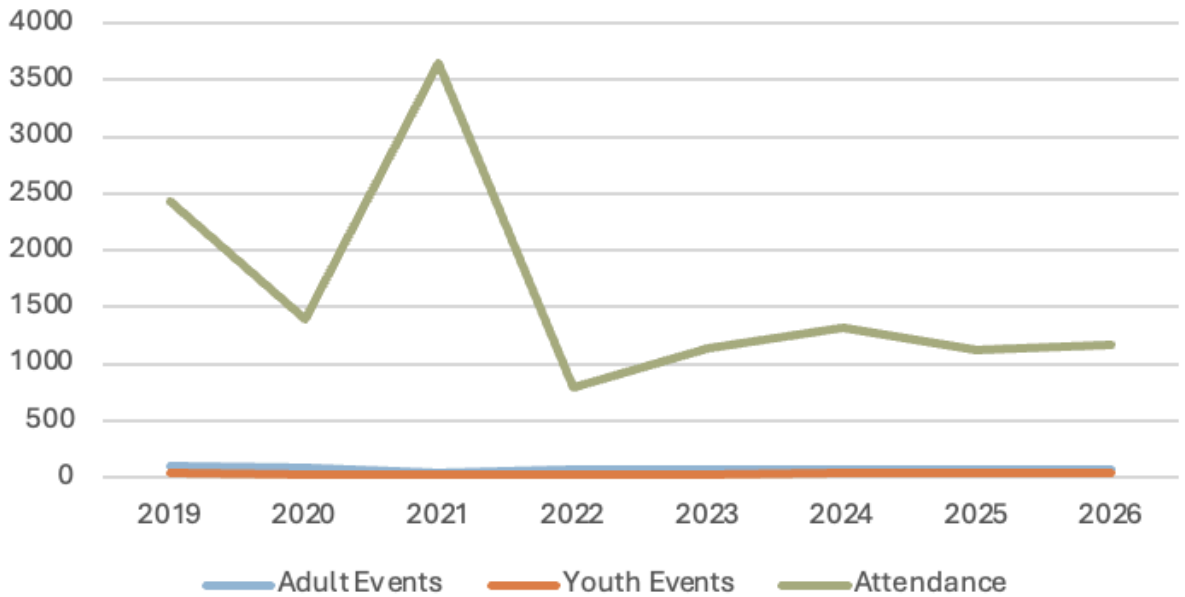
## BORROWING Q1



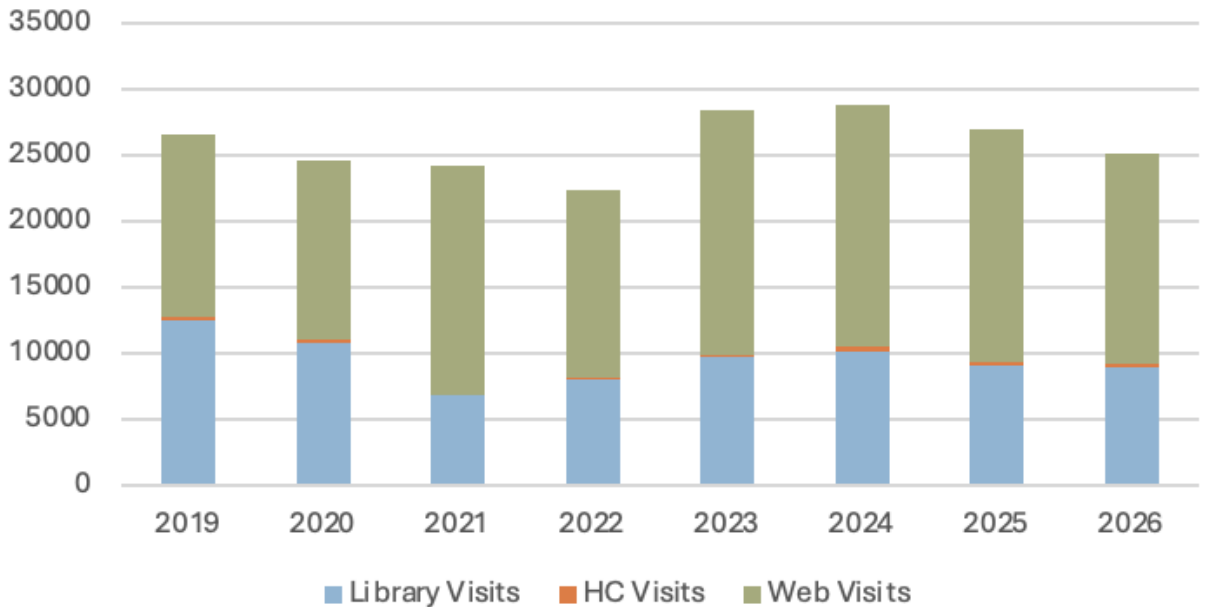
## MEMBERS Q1



### EVENTS Q1



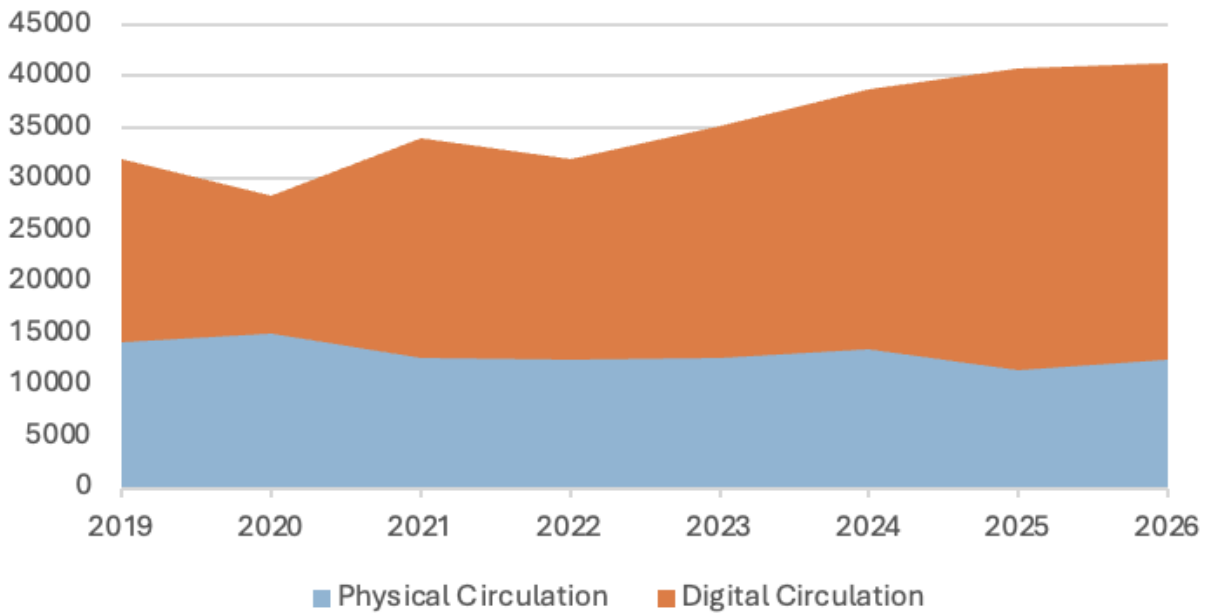
### ENGAGEMENT Q1



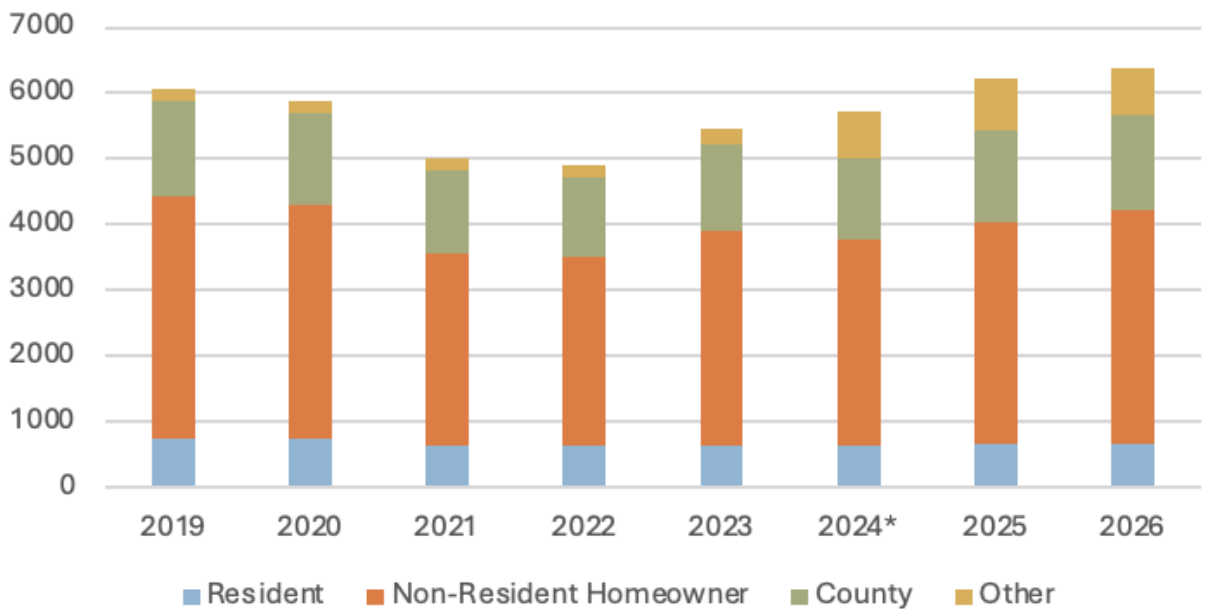
# 2026 - First Quarter

<b>BORROWING</b>	<b>2019</b>	<b>2020</b>	<b>2021</b>	<b>2022</b>	<b>2023</b>	<b>2024</b>	<b>2025</b>	<b>2026</b>
All Circulation	31873	28382	33991	31925	35175	38897	40718	41227
Juvenile Print Circulation	1841	2767	3188	2707	2846	3357	2600	2840
Physical Circulation	14131	14953	12659	12407	12683	13485	11497	12492
Digital Circulation	17742	13429	21332	19518	22492	25272	29221	28735
<b>MEMBERS</b>	<b>2019</b>	<b>2020</b>	<b>2021</b>	<b>2022</b>	<b>2023</b>	<b>2024</b>	<b>2025</b>	<b>2026</b>
Resident	753	747	651	636	650	634	671	679
Non-Resident Homeowner	3671	3549	2907	2877	3245	3136	3371	3537
County	1453	1407	1260	1205	1336	1237	1388	1448
Other	183	186	197	199	223	721	781	721
Total Patrons	6060	5889	5015	4917	5454	5728	6211	6385
<b>EVENTS</b>	<b>2019</b>	<b>2020</b>	<b>2021</b>	<b>2022</b>	<b>2023</b>	<b>2024</b>	<b>2025</b>	<b>2026</b>
Adult Events	102	85	45	67	66	67	63	69
Youth Events	42	26	20	27	28	37	31	38
Total Events	144	111	65	94	94	104	94	107
Attendance	2435	1396	3647	788	1129	1323	1116	1164
<b>ENGAGEMENT</b>	<b>2019</b>	<b>2020</b>	<b>2021</b>	<b>2022</b>	<b>2023</b>	<b>2024</b>	<b>2025</b>	<b>2026</b>
Library Visits	12500	10783	6823	8082	9682	10098	9073	8913
HC Visits	278	238	90	140	240	488	282	243
Web Visits	13791	13636	17358	14219	18466	18224	17702	16010

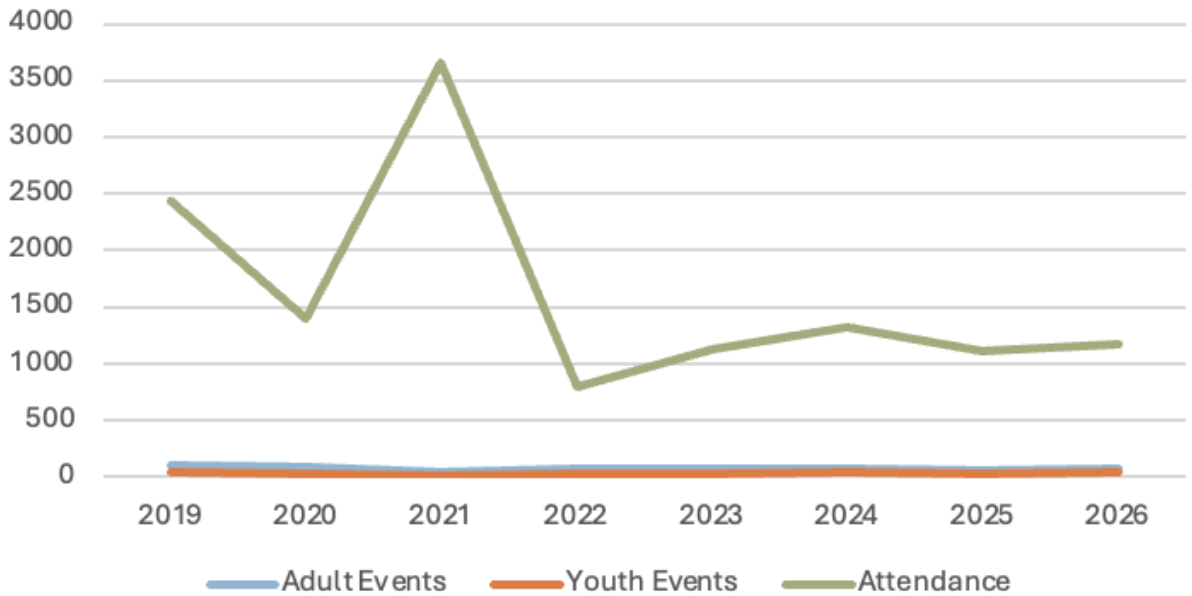
## BORROWING\_YTD



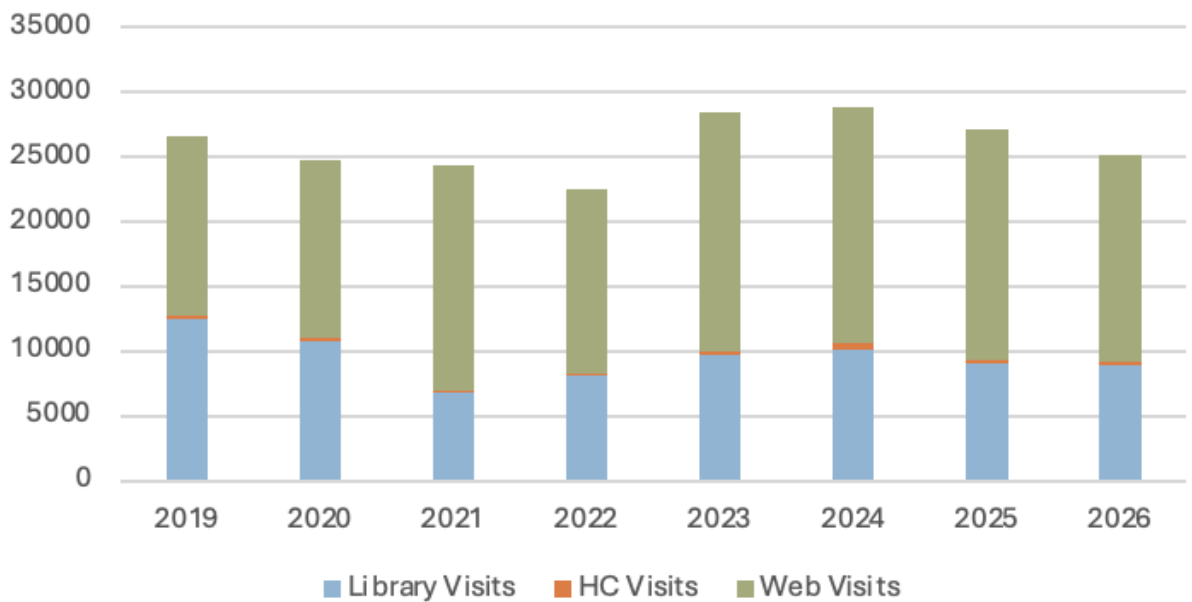
## MEMBERS YTD



## EVENTS YTD



## ENGAGEMENT YTD



# March Year-To-Date

<b>BORROWING</b>	<b>2019</b>	<b>2020</b>	<b>2021</b>	<b>2022</b>	<b>2023</b>	<b>2024</b>	<b>2025</b>	<b>2026</b>
All Circulation	31873	28382	33991	31925	35175	38897	40718	41227
Juvenile Print Circulation	1841	2767	3188	2707	2846	3357	2600	2840
Physical Circulation	14131	14953	12659	12407	12683	13485	11497	12492
Digital Circulation	17742	13429	21332	19518	22492	25272	29221	28735
<b>MEMBERS</b>	<b>2019</b>	<b>2020</b>	<b>2021</b>	<b>2022</b>	<b>2023</b>	<b>2024</b>	<b>2025</b>	<b>2026</b>
Resident	753	747	651	636	650	634	671	679
Non-Resident Homeowner	3671	3549	2907	2877	3245	3136	3371	3537
County	1453	1407	1260	1205	1336	1237	1388	1448
Other	183	186	197	199	223	721	781	721
Total Patrons	6060	5889	5015	4917	5454	5728	6211	6385
<b>EVENTS</b>	<b>2019</b>	<b>2020</b>	<b>2021</b>	<b>2022</b>	<b>2023</b>	<b>2024</b>	<b>2025</b>	<b>2026</b>
Adult Events	102	85	45	67	66	67	63	69
Youth Events	42	26	20	27	28	37	31	38
Total Events	144	111	65	94	94	104	94	107
Attendance	2435	1396	3647	788	1129	1323	1116	1164
<b>ENGAGEMENT</b>	<b>2019</b>	<b>2020</b>	<b>2021</b>	<b>2022</b>	<b>2023</b>	<b>2024</b>	<b>2025</b>	<b>2026</b>
Library Visits	12500	10783	6823	8082	9682	10098	9073	8913
HC Visits	278	238	90	140	240	488	282	243
Web Visits	13791	13636	17358	14219	18466	18224	17702	16010