

AVALON LIBRARY & HISTORY CENTER STATISTICS

February 2026 data / February 2025 data



BORROWING

- Total circulation: ▼ 0.7% (12,724 vs. 12,818)
- Digital circulation: ▼ 2.8% (8,856)
- Physical circulation: ▲ 4.3% (3,868)
- Juvenile print: ▼ 3.8% (861)

MEMBERS

- Total patrons: ▲ 3.2% (6,410)
- Growth led by non-resident homeowners (+5%) and county patrons (+4%)
- Resident patrons also increased modestly (+1.5%)

EVENTS

- Total events: ▲ 17% (35 vs. 30)
- Youth events: ▲ 63% (13 vs. 8)
- Attendance: ▼ 17% (347 vs. 419)

ENGAGEMENT

- Library visits: ▼ 3% (2,699)
- HC visits: ▼ 42% (29 vs. 50)
- Web visits: ▲ 10% (5,858)

MEMBERS

Total Members **6,410 / 6,214**

Resident **678 / 668**

Nonresident **3,537 / 3,367**

County **1,443 / 1,381**

Seasonal **109 / 55**

Other **544 / 560**

eCard **99 / 183**

New Patrons **28 / 29**

ENGAGEMENT & USE

Total Engagement **10,313 / 9,905**

Library Visits **2,559 / 2,785**

History Center Visits **29 / 50**

Website Visits **5,858 / 5,318**

Libby Users (Digital) **1,387 / 1,323**

Hoopla, PR, Kanopy Users **340 / 312**

Event Attendance Offsite **140 / 117**

Total Event Attendance **347 / 419**

Adult Events **22 / 22**

Children's Events **13 / 8**

BORROWING & COLLECTIONS

Total Borrowing **12,724 / 12,818**

Physical **3,868 / 3,707**

Digital **8,856 / 9,111**

Total Acquisitions **1,261 / 650**

Print Acq **938 / 345**

AV Acq **53 / 112**

Digital Acq **270 / 193**

HC Cataloged **17 / 50**

HC Digitized **48 / 63**

TECH & SOCIAL

PC use **138 / 109**

Wi-Fi use **420 / 672**

Printing **2,696 / 4,627**

Lib Facebook Views **21,914**

HC Facebook Views **131,237**

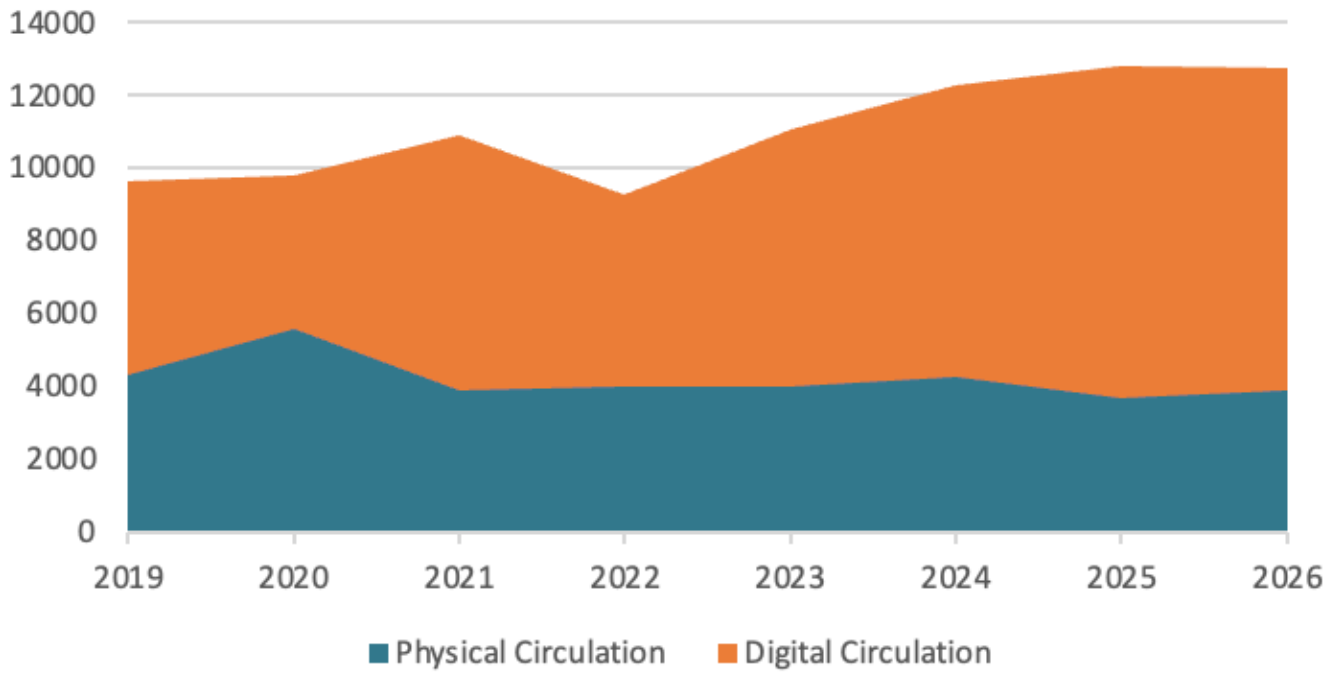
Lib Instagram View **2,911**

HC Instagram Views **15,861**

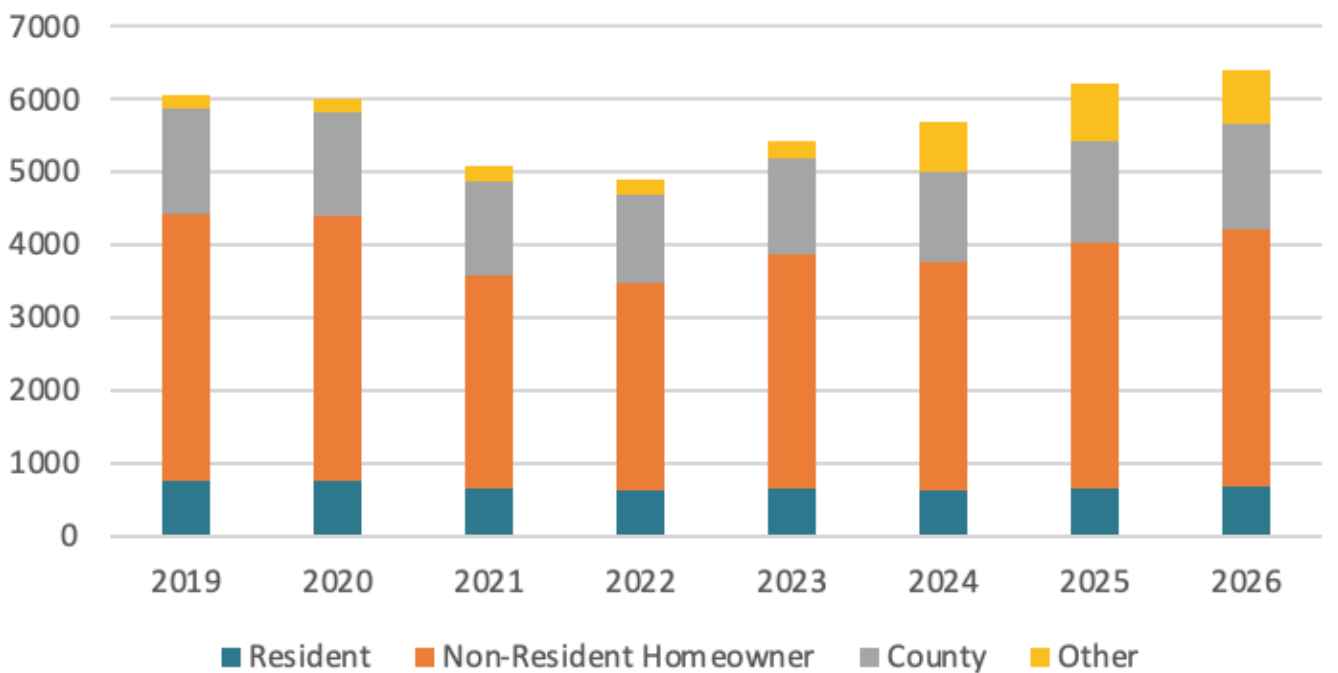
Lib Follows/Likes **36**

HC Follows/Likes **63**

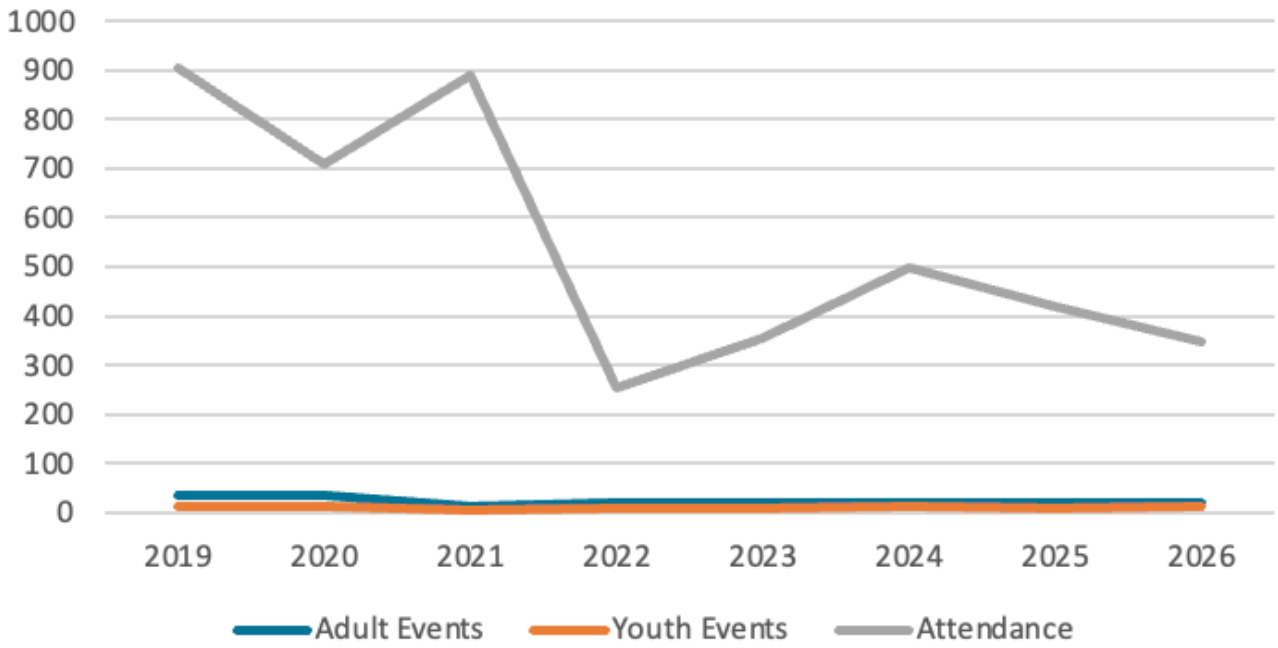
BORROWING_February



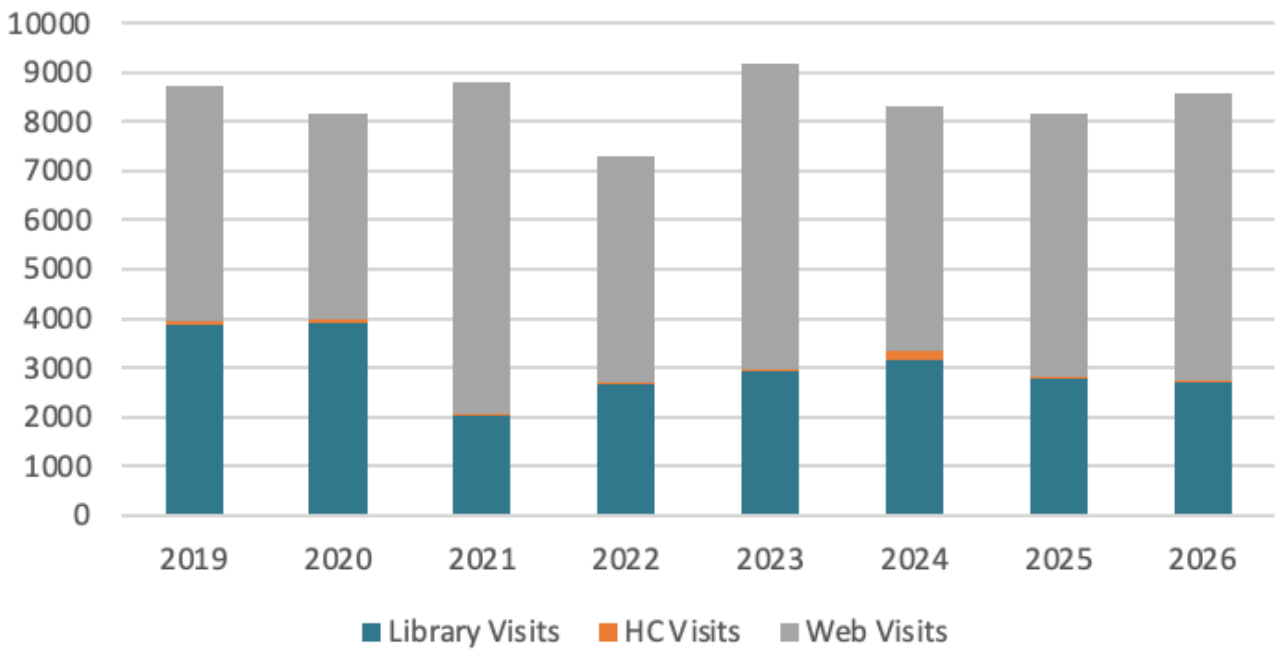
MEMBERS_February



EVENTS_February



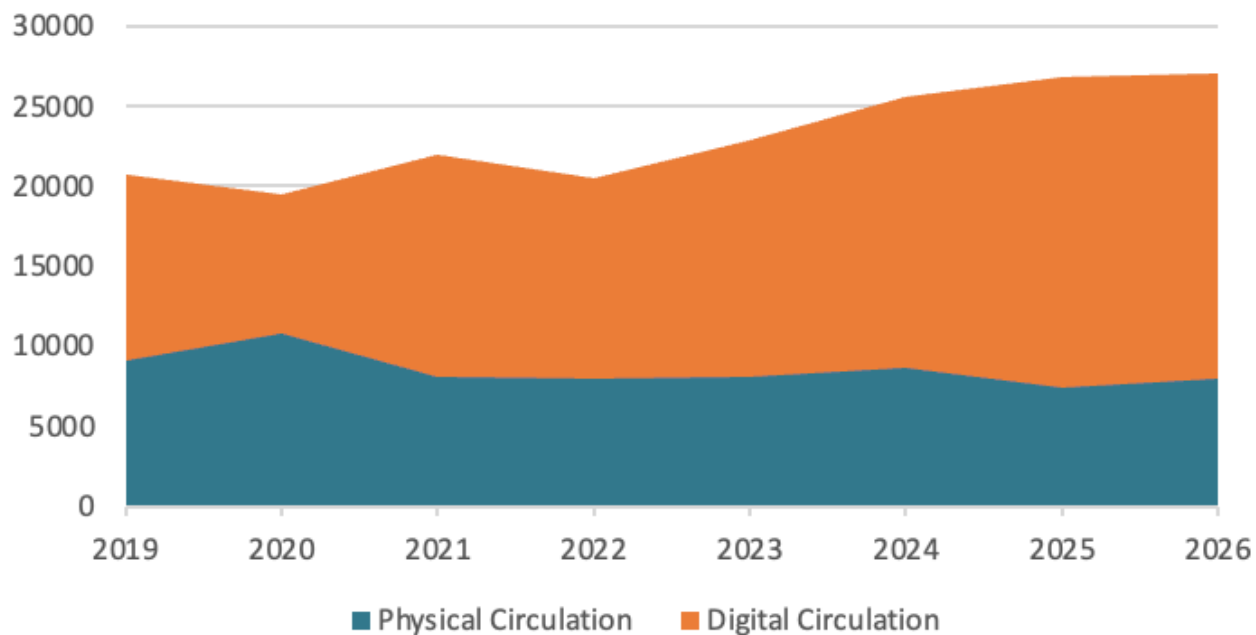
ENGAGEMENT_February



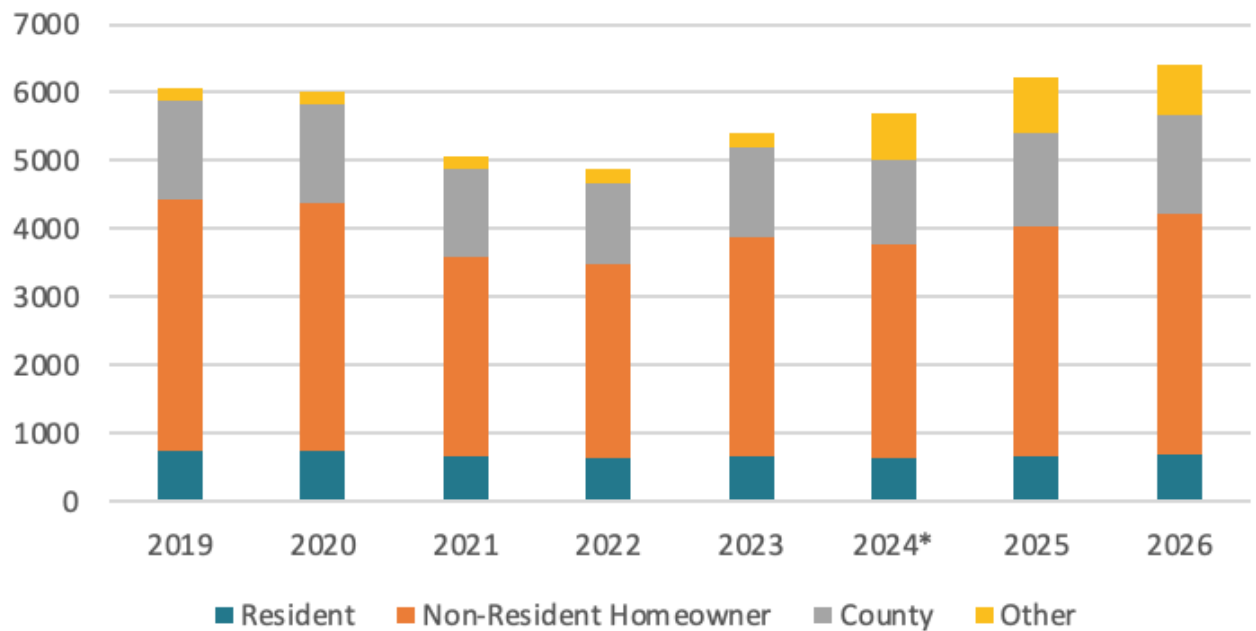
February Month-to-Month

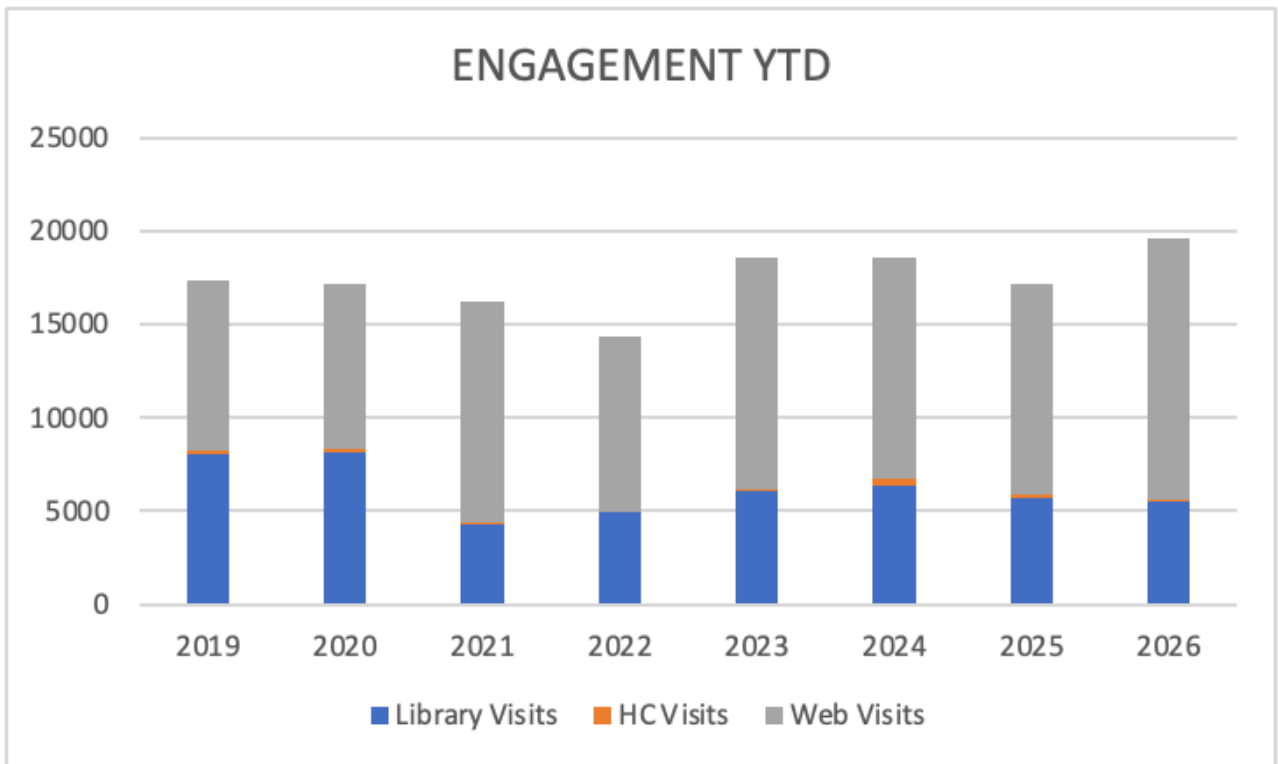
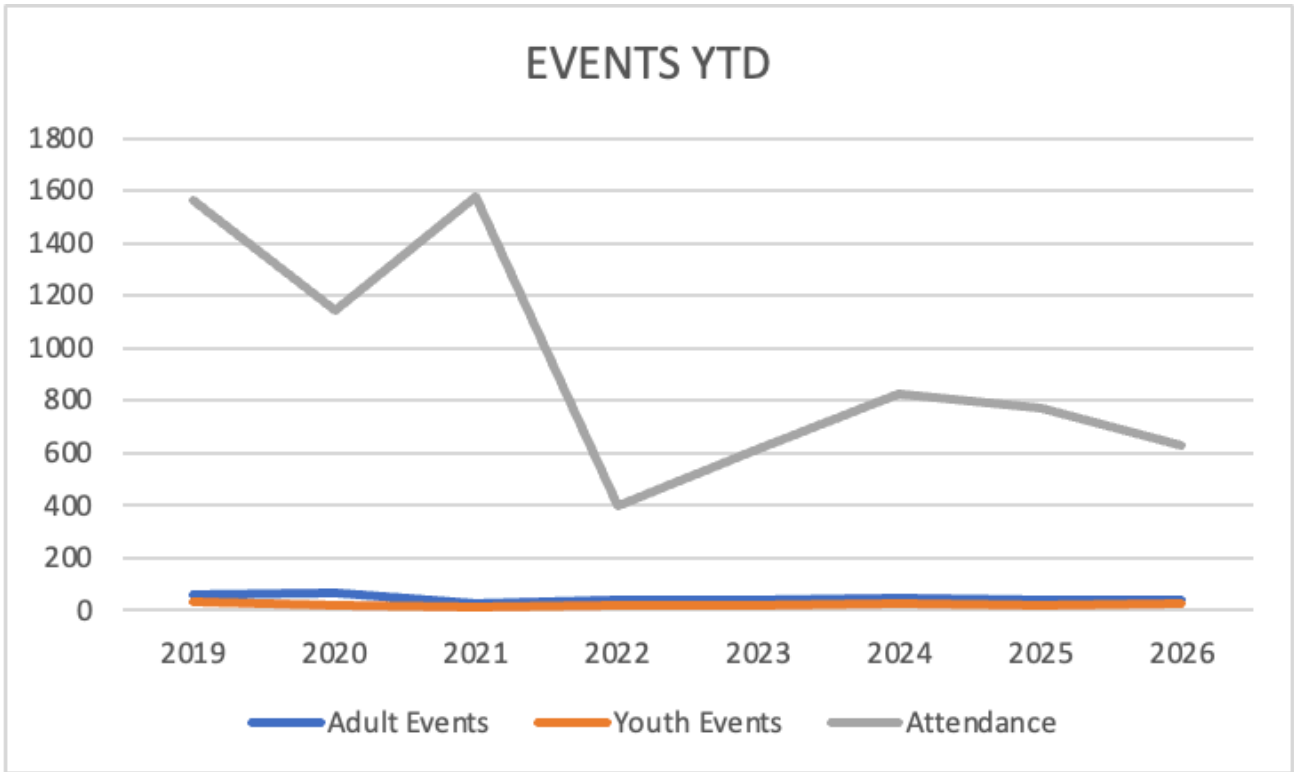
BORROWING	2019	2020	2021	2022	2023	2024	2025	2026
All Circulation	9614	9813	10883	9247	11056	12272	12818	12724
Juvenile Print Circulation	557	1061	836	904	941	1036	895	861
Physical Circulation	4333	5557	3887	3973	3992	4253	3707	3868
Digital Circulation	5281	4256	6996	5274	7064	8019	9111	8856
MEMBERS	2019	2020	2021	2022	2023	2024	2025	2026
Resident	753	755	662	632	666	632	668	678
Non-Resident Homeowner	3666	3630	2917	2852	3204	3136	3367	3537
County	1455	1435	1300	1189	1326	1235	1381	1443
Other	185	185	191	215	216	696	798	752
Total Patrons	6059	6005	5070	4888	5412	5699	6214	6410
EVENTS	2019	2020	2021	2022	2023	2024	2025	2026
Adult Events	34	37	13	21	19	22	22	22
Youth Events	14	12	5	10	9	13	8	13
Total Events	48	49	18	31	28	35	30	35
Attendance	905	709	891	252	357	498	419	347
ENGAGEMENT	2019	2020	2021	2022	2023	2024	2025	2026
Library Visits	3887	3898	2044	2660	2916	3166	2785	2699
HC Visits	75	90	25	26	59	186	50	29
Web Visits	4781	4181	6747	4623	6190	4949	5318	5858

BORROWING_YTD



MEMBERS YTD





February Year-To-Date

BORROWING	2019	2020	2021	2022	2023	2024	2025	2026
All Circulation	20737	19489	22009	20539	22861	25527	26790	27084
Juvenile Print Circulation	1363	1908	1679	1743	1830	2064	1714	1796
Physical Circulation	9134	10738	8053	7966	8092	8694	7377	7985
Digital Circulation	11603	8751	13956	12573	14769	16833	19413	19099
MEMBERS	2019	2020	2021	2022	2023	2024	2025	2026
Resident	753	755	662	632	666	632	668	678
Non-Resident Homeowner	3666	3630	2917	2852	3204	3136	3367	3537
County	1455	1435	1300	1189	1326	1235	1381	1443
Other	185	185	191	215	216	696	798	752
Total Patrons	6059	6005	5070	4888	5412	5699	6214	6410
EVENTS	2019	2020	2021	2022	2023	2024	2025	2026
Adult Events	62	68	24	40	39	42	40	40
Youth Events	29	21	10	15	18	24	20	22
Total Events	91	89	34	55	57	66	60	62
Attendance	1564	1145	1575	395	612	827	770	629
ENGAGEMENT	2019	2020	2021	2022	2023	2024	2025	2026
Library Visits	8043	8171	4288	4943	6069	6345	5714	5502
HC Visits	173	175	71	41	130	346	167	120
Web Visits	9130	8859	11900	9390	12408	11849	11255	14000