

# AVALON LIBRARY & HISTORY CENTER STATISTICS

## January 2026 data / January 2025 data



### BORROWING

- Total circulation: ▲ 3% (14,360)
- Digital circulation: ▲ 2.6% (71% of all circulation)
- Physical circulation: ▲ 12% (rebound after 2025 dip)
- Juvenile print: ▲ 14%

### MEMBERS

- Total patrons: ▲ 3.3% (6,430 – highest Jan YTD)
- Growth led by non-resident homeowners (+5%) and county patrons (+4%)
- Resident memberships also increased modestly

### EVENTS

- Total events: ▼ 10%
- Attendance: ▼ 20%

### ENGAGEMENT

- In-person Library visits: ▼ 4%
- Web visits: ▲ 37% (largest year-over-year change)

---

### MEMBERS

**Total Members 6,430 / 6,225**

Resident **689 / 671**

Nonresident **3,547 / 3,376**

County **1,433 / 1,375**

Seasonal **115 / 54**

Other **547 / 568**

eCard **99 / 181**

New Patrons **30 / 31**

### ENGAGEMENT & USE

**Total Engagement 13,120 / 9,466**

Library Visits **2,803 / 2,928**

History Center Visits **91 / 117**

Website Visits **8,142 / 5,937**

Libby Users (Digital) **1,475 / 1,365**

Hoopla, PR, Kanopy Users **492 / 428**

Event Attendance Offsite **117 / 56**

**Total Event Attendance 282 / 351**

Adult Events **18 / 18**

Children's Events **9 / 12**

### BORROWING & COLLECTIONS

**Total Borrowing 14,360 / 13,948**

Physical **4,117 / 3,670**

Digital **10,243 / 9,983**

Total Acquisitions **455 / 681**

Print Acq **196 / 395**

AV Acq **24 / 14**

Digital Acq **235 / 272**

HC Cataloged **36 / 50**

HC Digitized **52 / 50**

### TECH & SOCIAL

PC use **124 / 181**

Wi-Fi use **465 / 589**

Printing **3,056 / 2,747**

Lib Facebook Views **22,194**

HC Facebook Views **305,022**

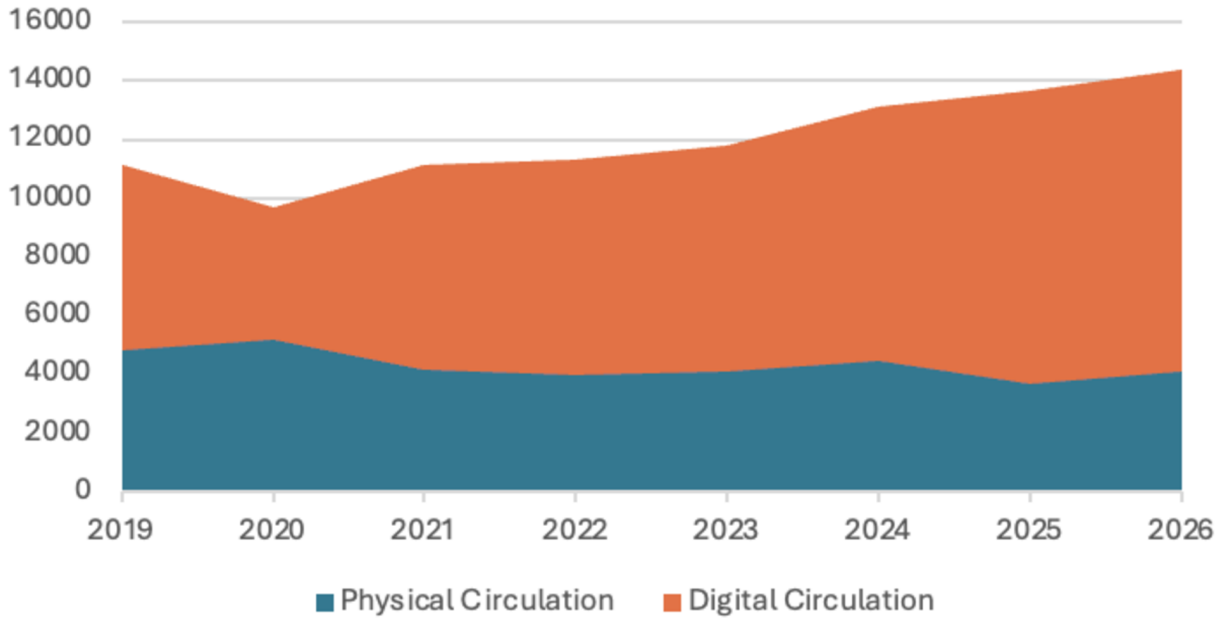
Lib Instagram View **4,958**

HC Instagram Views **25,634**

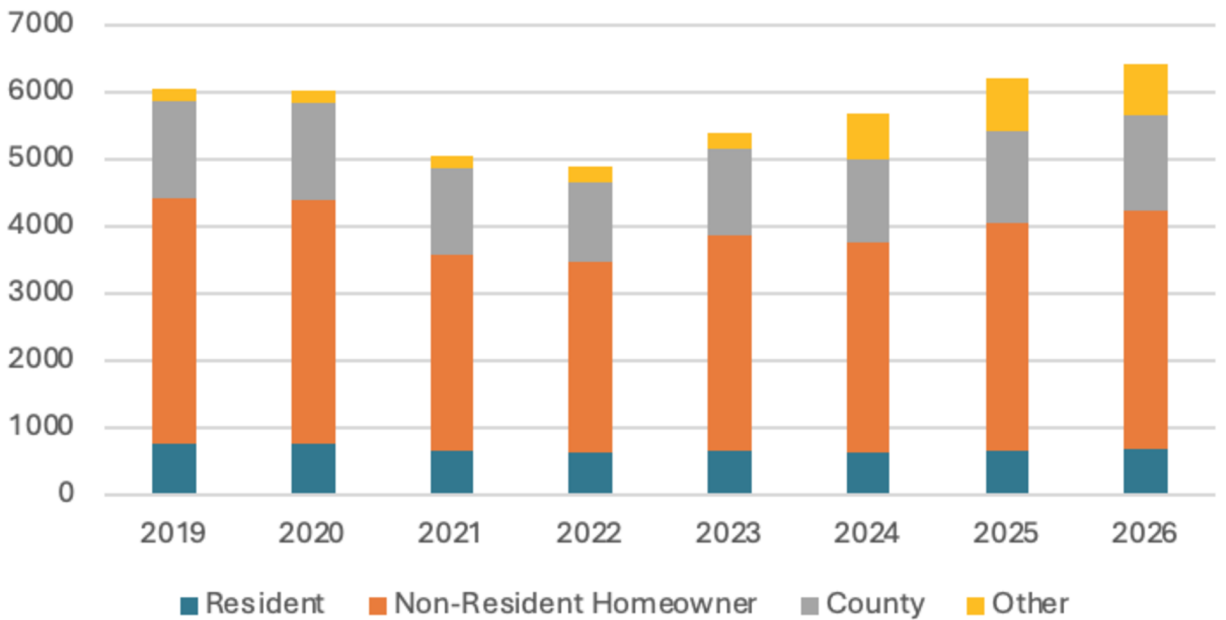
Lib Follows/Likes **25**

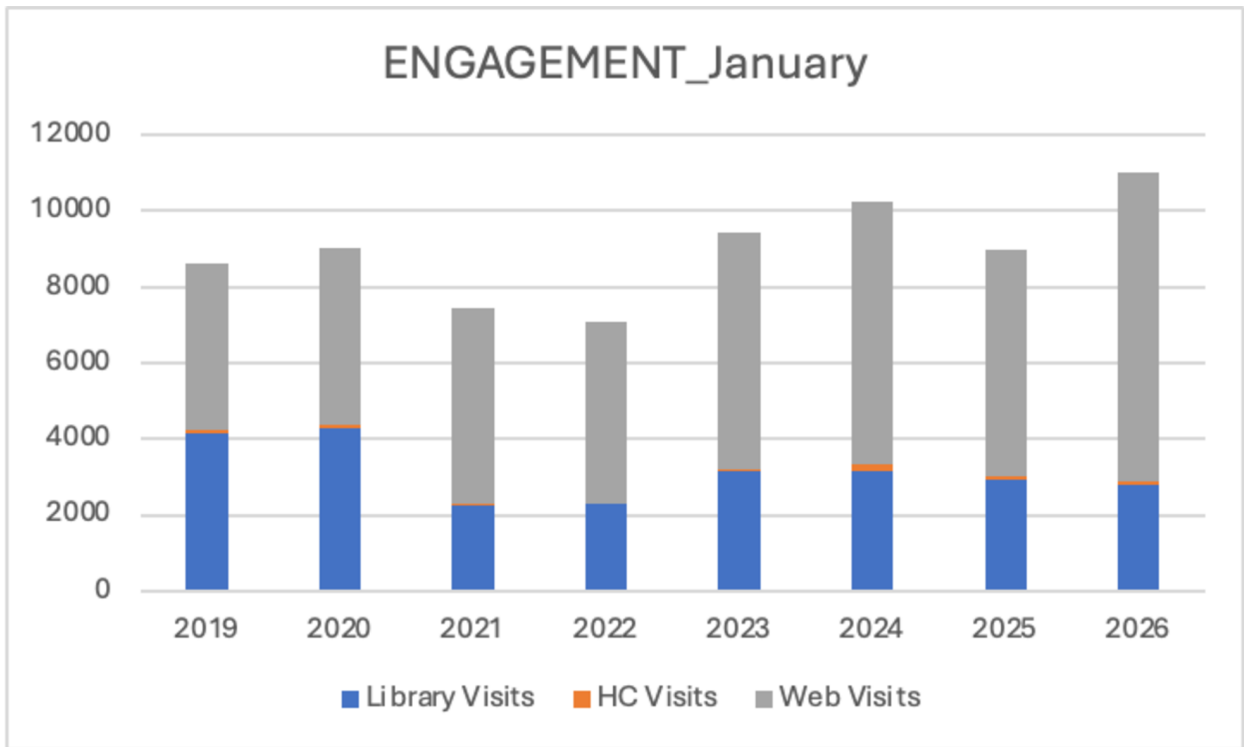
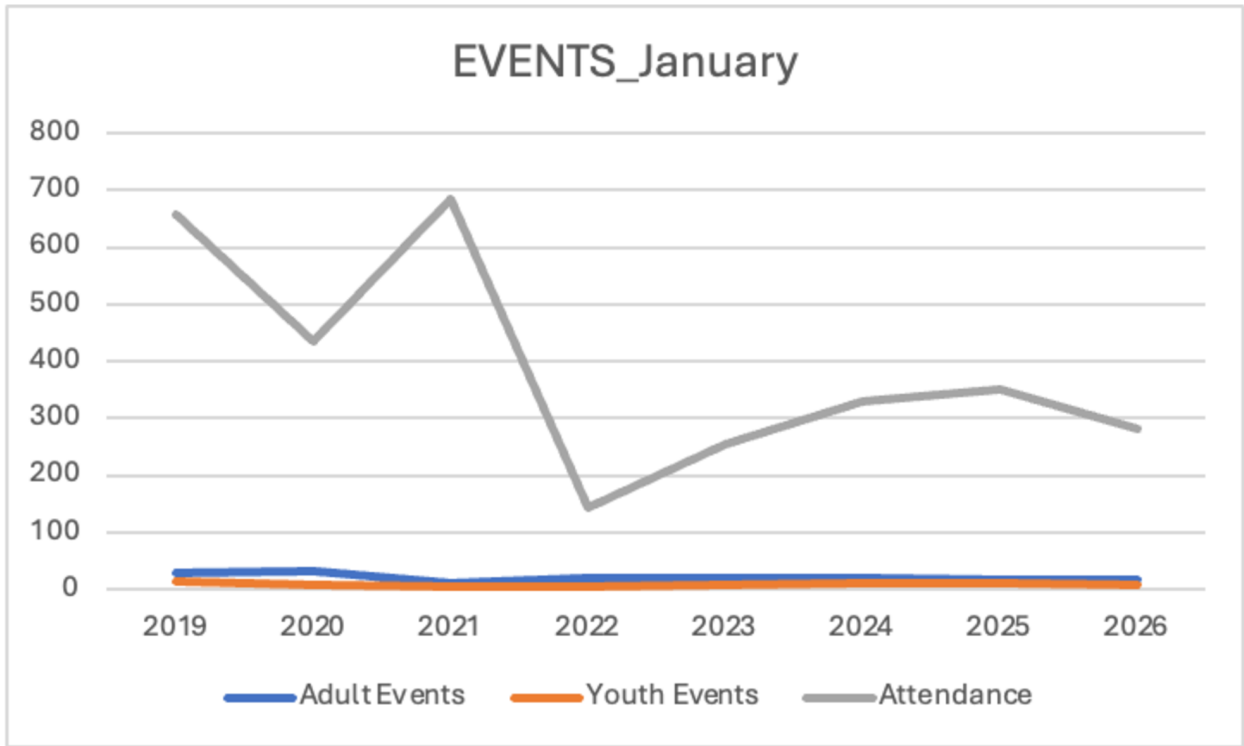
HC Follows/Likes **190**

### BORROWING\_January



### MEMBERS\_January





# January Year-To-Date

<b>BORROWING</b>	<b>2019</b>	<b>2020</b>	<b>2021</b>	<b>2022</b>	<b>2023</b>	<b>2024</b>	<b>2025</b>	<b>2026</b>
All Circulation	11123	9676	11126	11292	11805	13255	13948	14360
Juvenile Print Circulation	806	847	843	839	889	1028	819	935
Physical Circulation	4801	5181	4166	3993	4100	4441	3670	4117
Digital Circulation	6322	4495	6960	7299	7705	8706	9983	10243
<b>MEMBERS</b>	<b>2019</b>	<b>2020</b>	<b>2021</b>	<b>2022</b>	<b>2023</b>	<b>2024</b>	<b>2025</b>	<b>2026</b>
Resident	758	761	671	632	669	622	671	689
Non-Resident Homeowner	3675	3639	2901	2852	3198	3141	3376	3547
County	1447	1436	1289	1189	1306	1238	1375	1433
Other	179	184	193	215	215	697	803	761
Total Patrons	6059	6020	5054	4888	5388	5698	6225	6430
<b>EVENTS</b>	<b>2019</b>	<b>2020</b>	<b>2021</b>	<b>2022</b>	<b>2023</b>	<b>2024</b>	<b>2025</b>	<b>2026</b>
Adult Events	28	31	11	19	20	20	18	18
Youth Events	15	9	5	5	9	11	12	9
Total Events	43	40	16	24	29	31	30	27
Attendance	659	436	684	143	255	329	351	282
<b>ENGAGEMENT</b>	<b>2019</b>	<b>2020</b>	<b>2021</b>	<b>2022</b>	<b>2023</b>	<b>2024</b>	<b>2025</b>	<b>2026</b>
Library Visits	4156	4273	2244	2283	3153	3179	2929	2803
HC Visits	98	85	46	15	71	160	117	91
Web Visits	4349	4678	5153	4767	6218	6900	5937	8142