

MEMBERS

TOTAL 6,507 / 6,352
Resident 691 / 678
Nonresident 3,550 / 3,390
County 1,421 / 1,363
Seasonal 190 / 170
Other 551 / 571
eCard 104 / 180
New Patrons 18 / 33



Active patrons are up 5% over the end of 2024.

BORROWING

Circulation 13,490 / 12,706
Physical 3,988 / 4,050
Digital 9,340 / 8,476
Acquisitions 302 / 421
Print 151 / 131
AV 22 / 57
Digital 129 / 233



Physical book borrowing up 12% due to kids' checkouts; adult book circ was almost identical to 12/24. Physical media circ down vs. 12/24 (all except videogames - up 66%).

EVENTS

Adult events 24 / 22
Children's events 10 / 10
Attendance 440 / 577



Happy Noon Year dance party attended by 115.

HISTORY CENTER OBJECTS

Cataloged .. / 15
Digitized .. / 75

TECH & SOCIAL

PC use 118 / 214
Wi-Fi use 1,705 / 589
Printing 2,259 / 4,448
Website Visits 4,083 / 4,265
Lib Facebook Views 15,700 (down vs. previous month)
HC Facebook Views 165,000 (down)
Lib Instagram View 4,200 (down)
HC Instagram Views 16,000 (down)
Lib Follows/Likes 18 (up)
HC Follows/Likes 70 (up)



Printing down vs. same time last year. On par with lower than typical visitation.

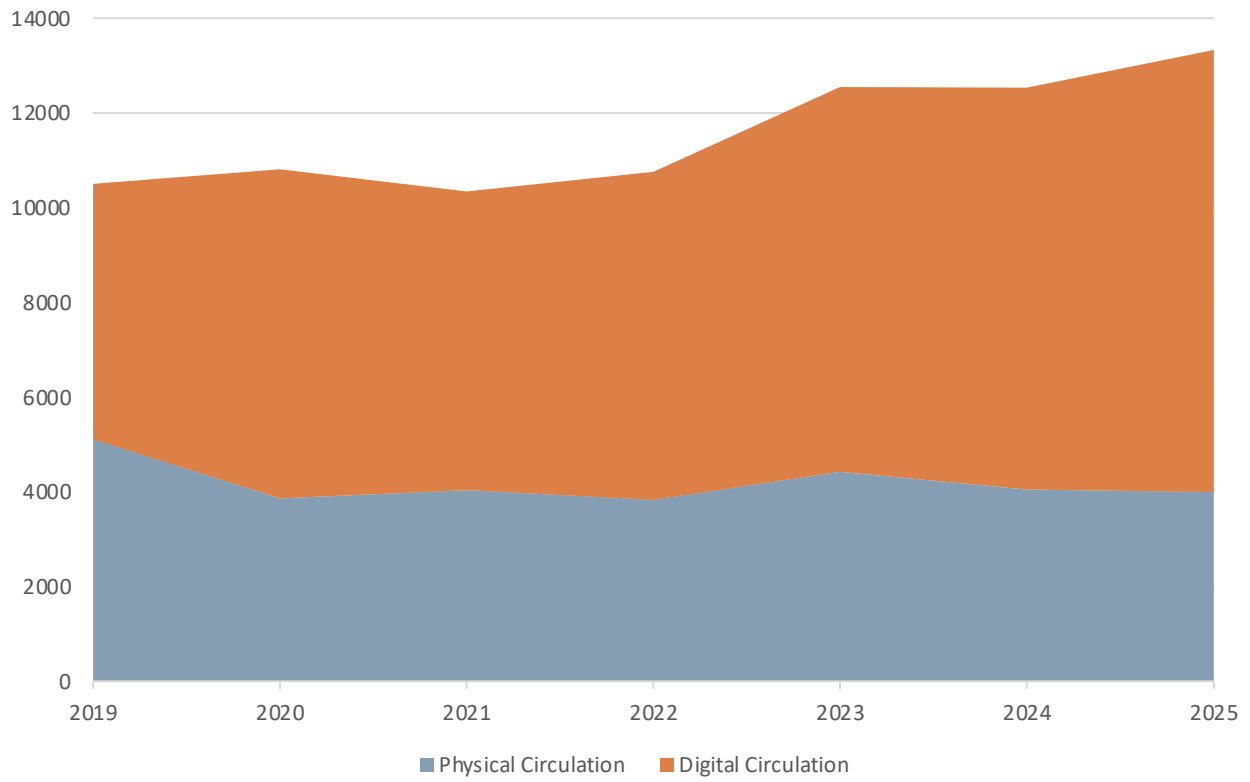
WELCOMED ONSITE

Library 2,941 / 2,936
History Center 289 / 305

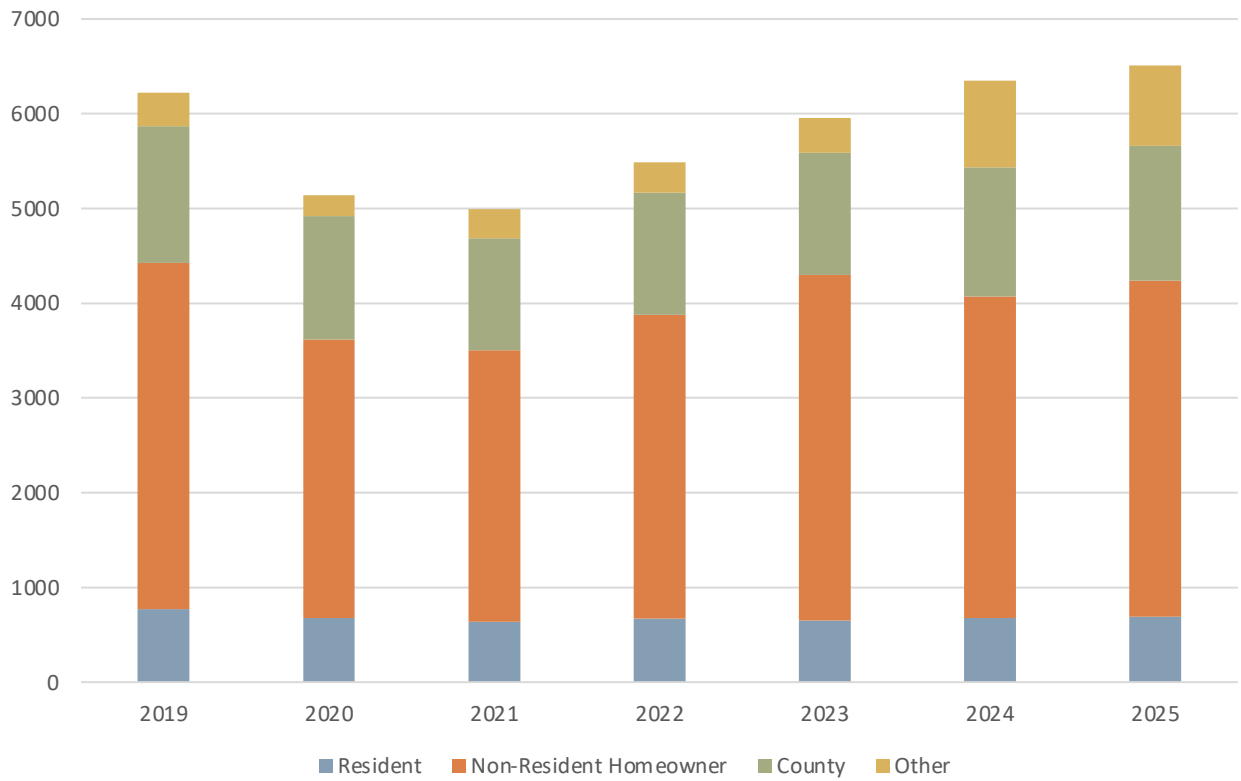


Onsite engagement at the library and museum similar to December 2024.

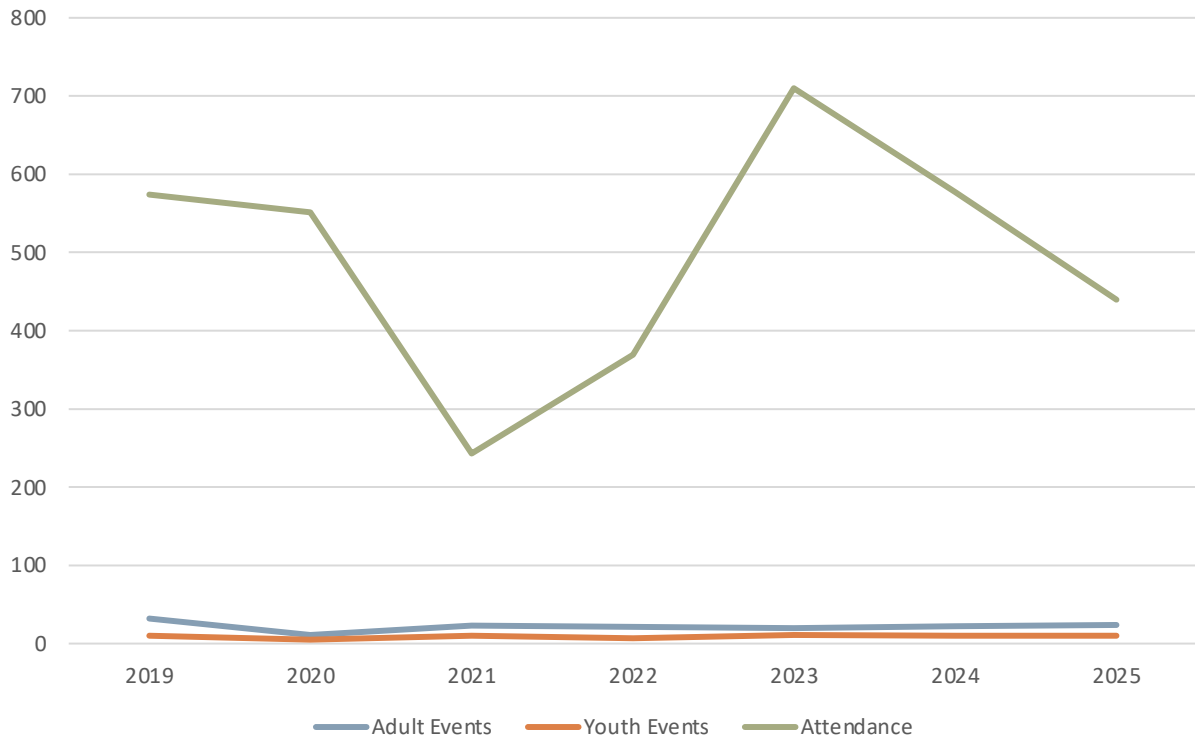
BORROWING_December



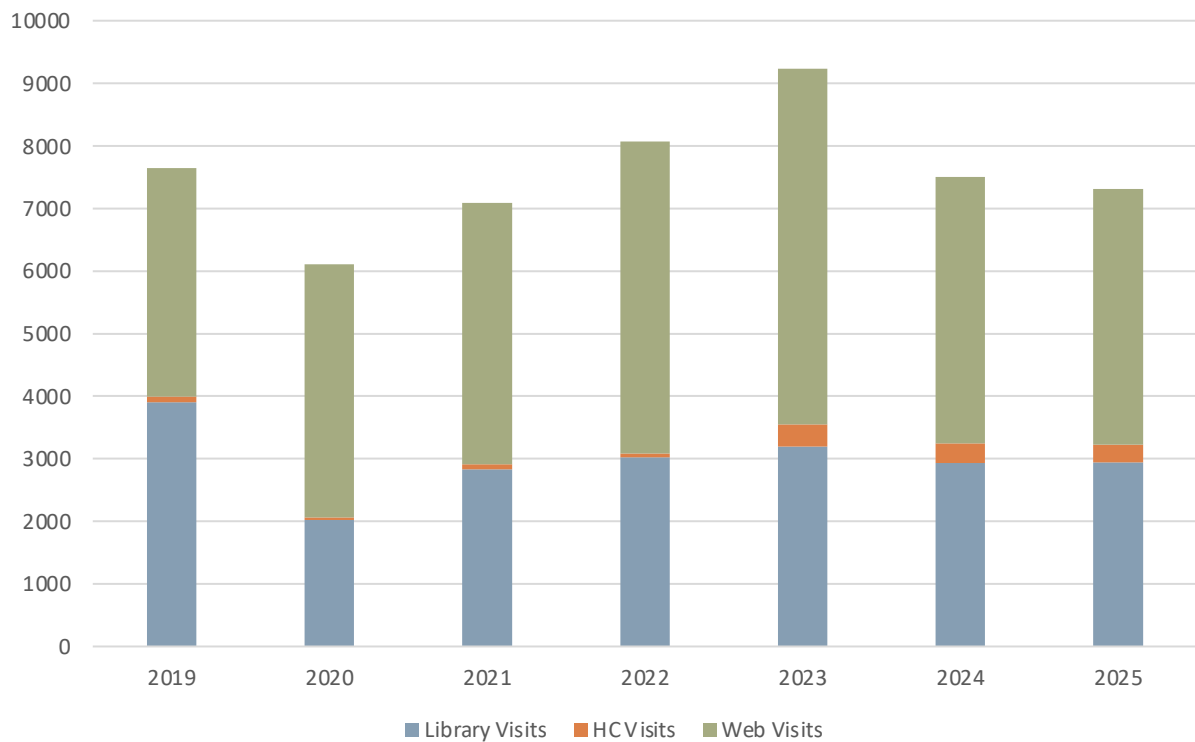
MEMBERS_December



EVENTS_December



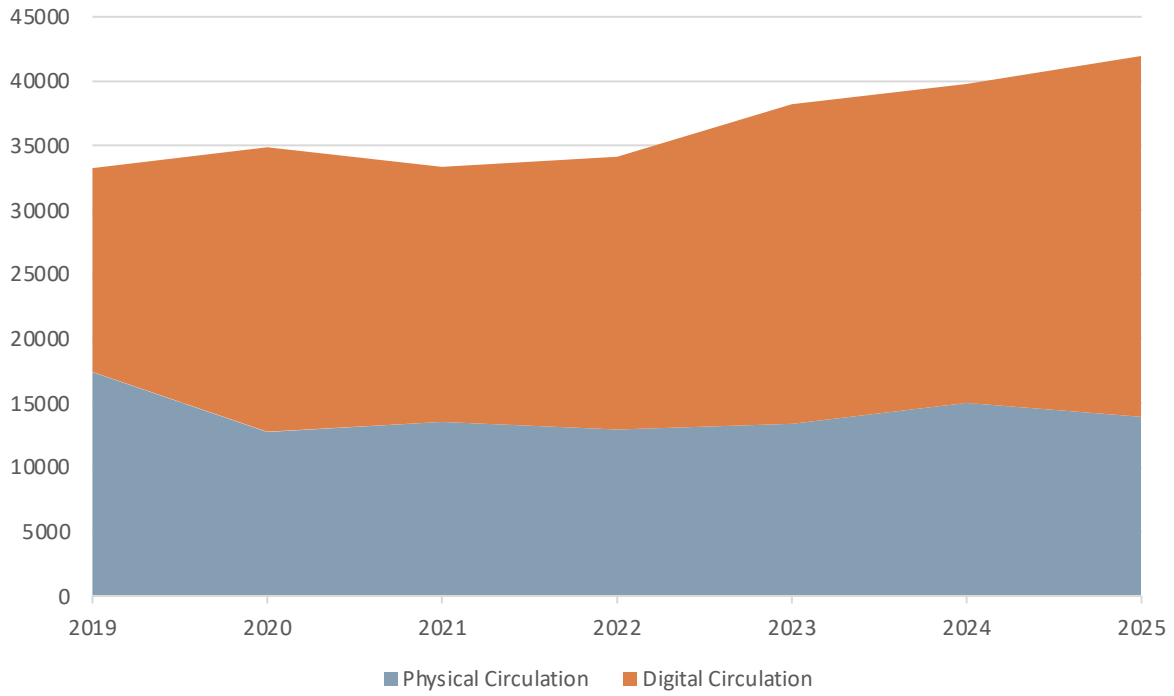
ENGAGEMENT_December



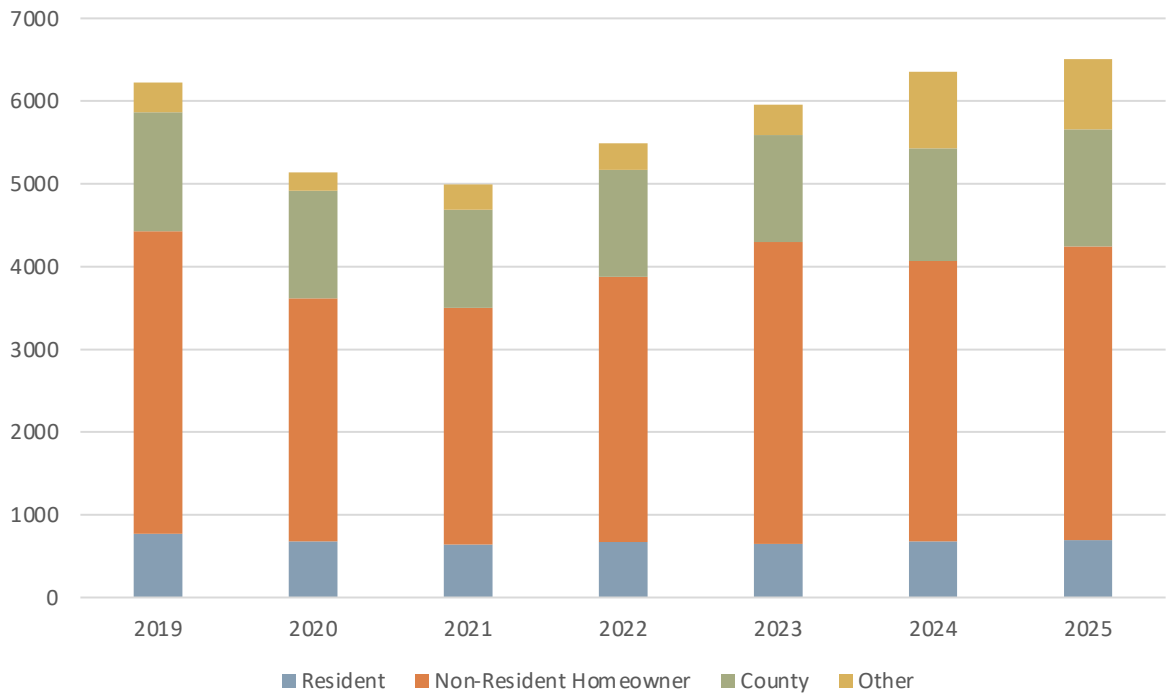
December Year-to-Year

BORROWING							
	2019	2020	2021	2022	2023	2024	2025
All Circulation	10504	10813	10347	10749	12552	12706	13490
Juvenile Print Circulation	817	801	773	683	944	890	995
Physical Circulation	5110	3860	4031	3829	4422	4050	3988
Digital Circulation	5394	6953	6316	6920	8130	8476	9340
PATRONS							
	2019	2020	2021	2022	2023	2024	2025
Resident	772	679	638	668	648	678	691
Non-Resident Homeowner	3656	2935	2864	3209	3648	3390	3550
County	1440	1303	1184	1291	1295	1363	1421
Other	355	221	309	320	367	921	845
Total Patrons	6223	5138	4995	5488	5958	6352	6507
EVENTS							
	2019	2020	2021	2022	2023	2024	2025
Adult Events	32	11	23	21	20	22	24
Youth Events	10	5	10	7	11	10	10
Total Events	42	16	33	28	31	32	34
Attendance	574	551	243	369	710	577	440
ENGAGEMENT							
	2019	2020	2021	2022	2023	2024	2025
Library Visits	3901	2021	2826	3018	3192	2936	2941
HC Visits	92	38	81	68	361	305	289
Web Visits	3657	4053	4185	4985	5678	4265	4083

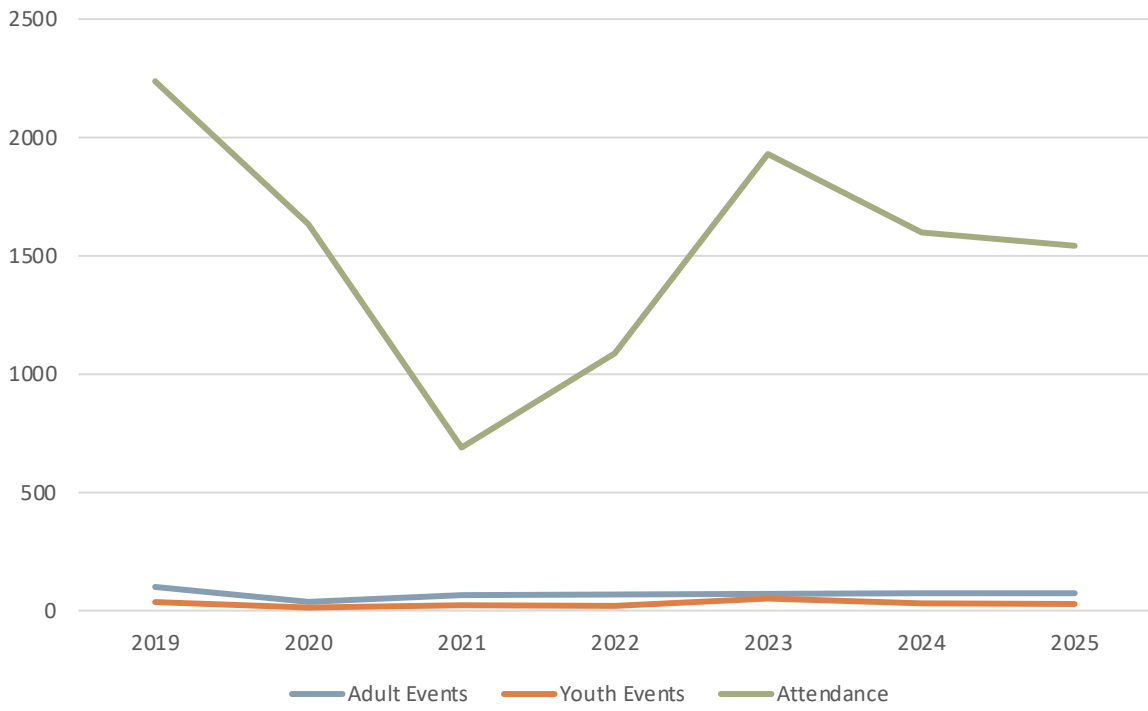
BORROWING_Q4



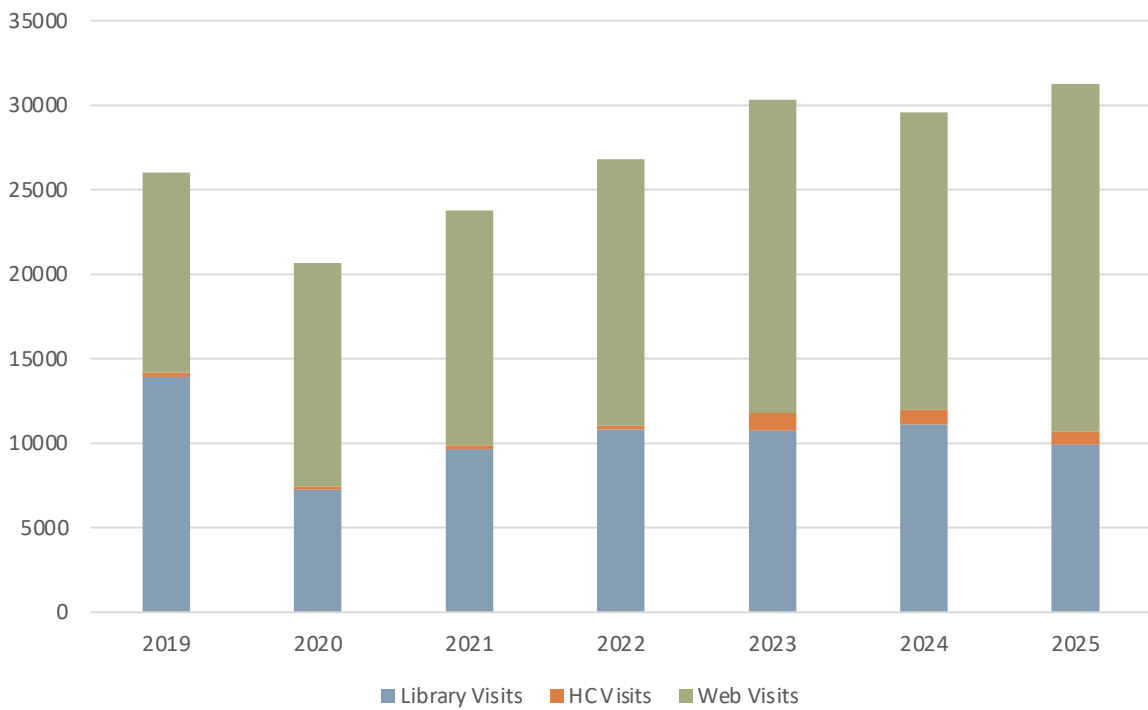
MEMBERS_Q4



EVENTS_Q4



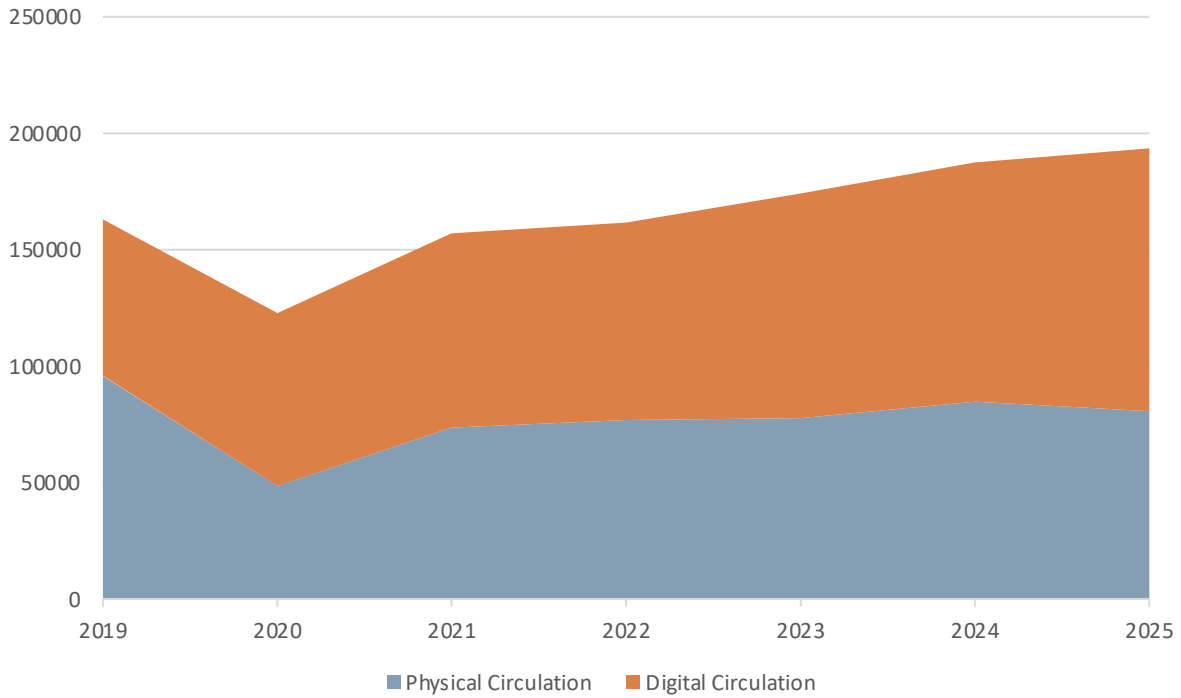
ENGAGEMENT_Q4



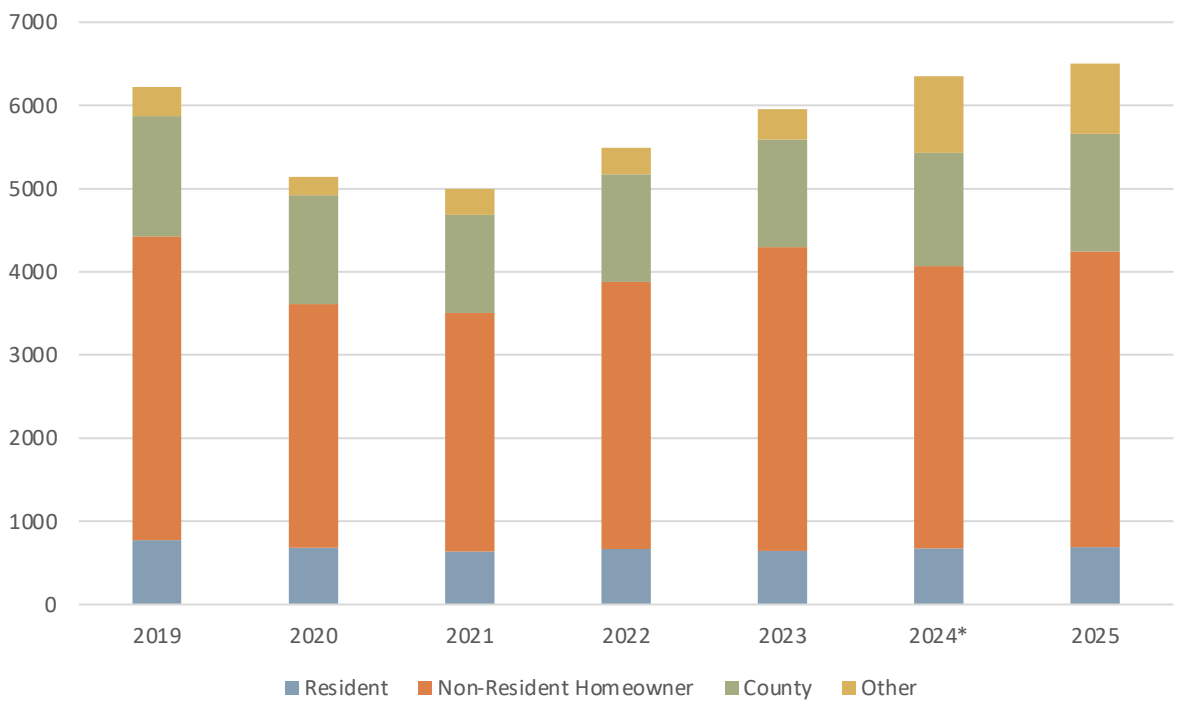
Quarter Four - 2025

BORROWING							
	2019	2020	2021	2022	2023	2024	2025
All Circulation	33219	34842	33317	34108	38234	40293	42558
Juvenile Print Circulation	2705	2565	2452	2358	2836	3527	3134
Physical Circulation	17390	12760	13531	12947	13389	14990	13914
Digital Circulation	15829	22082	19786	21161	24845	24772	28048
PATRONS							
	2019	2020	2021	2022	2023	2024	2025
Resident	772	679	638	668	648	678	691
Non-Resident Homeowner	3656	2935	2864	3209	3648	3390	3550
County	1440	1303	1184	1291	1295	1363	1421
Other	355	221	309	320	367	921	845
Total Patrons	6223	5138	4995	5488	5958	6352	6507
EVENTS							
	2019	2020	2021	2022	2023	2024	2025
Adult Events	100	37	65	67	72	74	73
Youth Events	35	13	23	19	51	31	27
Total Events	135	50	88	86	123	105	100
Attendance	2237	1632	689	1087	1929	1598	1541
ENGAGEMENT							
	2019	2020	2021	2022	2023	2024	2025
Library Visits	13931	7276	9648	10803	10722	11125	9913
HC Visits	253	155	250	255	1079	833	802
Web Visits	11852	13242	13866	15757	18527	17633	20559

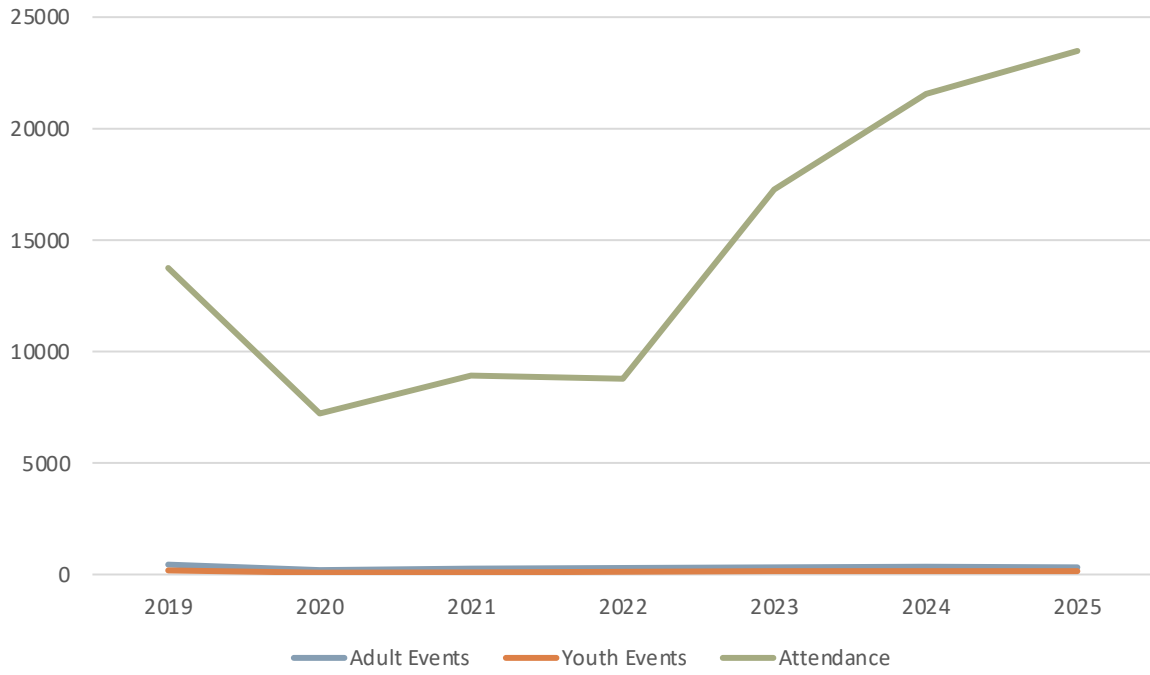
BORROWING_YTD



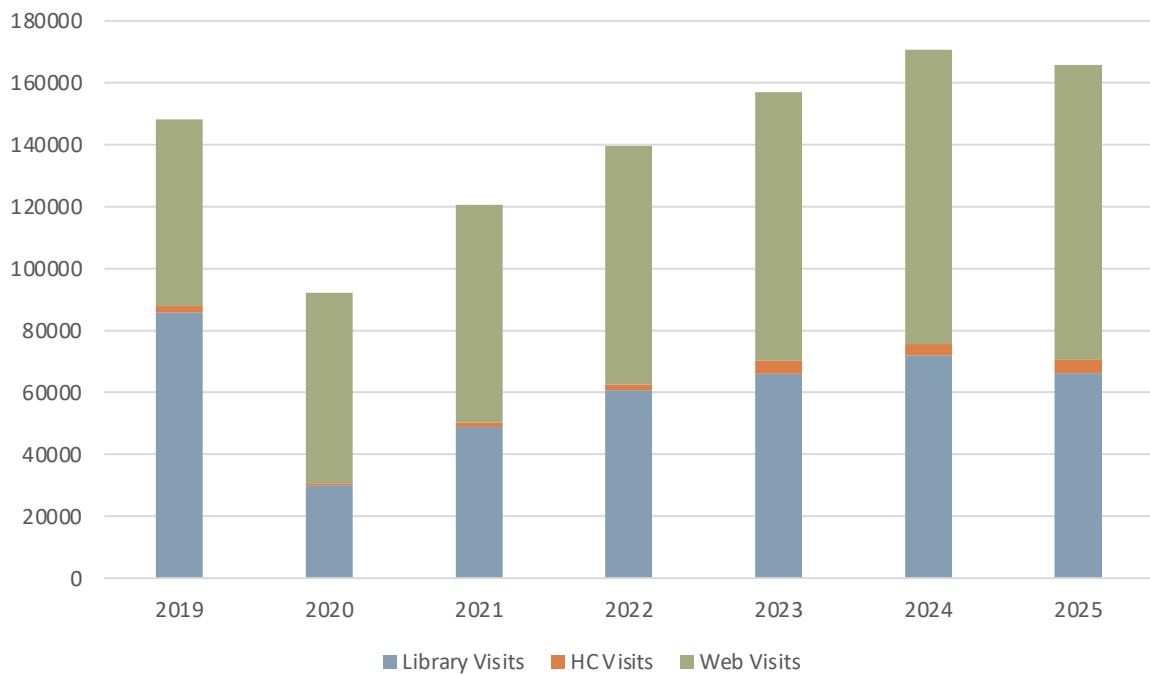
MEMBERS YTD



EVENTS YTD



ENGAGEMENT YTD



2025 YTD

BORROWING							
	2019	2020	2021	2022	2023	2024	2025
All Circulation	162924	122775	157146	161606	174166	189256	196020
Juvenile Print Circulation	18093	10109	18507	19649	21365	25019	23736
Physical Circulation	95764	48555	73590	76802	77776	84738	80593
Digital Circulation	67160	74220	83556	84799	96390	102745	112939
PATRONS							
	2019	2020	2021	2022	2023	2024*	2025
Resident	772	679	638	668	648	678	691
Non-Resident Homeowner	3656	2935	2864	3209	3648	3390	3550
County	1440	1303	1184	1291	1295	1363	1421
Other	355	221	309	320	367	921	845
Total Patrons	6223	5138	4995	5488	5958	6352	6507
EVENTS							
	2019	2020	2021	2022	2023	2024	2025
Adult Events	443	197	261	293	325	345	328
Youth Events	182	81	101	133	160	152	139
Total Events	625	278	362	426	485	497	467
Attendance	13748	7222	8910	8792	17283	21568	23485
ENGAGEMENT							
	2019	2020	2021	2022	2023	2024	2025
Library Visits	85928	30063	48825	60763	66103	71942	66226
HC Visits	1990	548	1378	1824	4168	3570	4356
Web Visits	60303	61545	70333	76921	86700	95200	95194
*Youth separated from resident, NR, and county data starting January 2024.							