

## MEMBERS

TOTAL 6,628 / 6,476  
Resident 686 / 686  
Nonresident 3,622 / 3,467  
County 1,454 / 1,375  
Seasonal 189 / 171  
Other 568 / 592  
eCard 109 / 185  
New Patrons 31 / 55



Membership numbers up vs. same time previous year.

## BORROWING

Circulation 15,333 / 14,164  
Physical 5,593 / 5,690  
Digital 9,485 / 8,279  
Acquisitions 555 / 644  
Print 268 / 350  
AV 55 / 47  
Digital 232 / 247



Overall circulation on par with October 2024. Slight decline in physical circulation offset by increase in digital circulation.  
As with 09/2025, fewer people through the door borrowed almost the same number of physical materials.

## EVENTS

Adult events 24 / 32  
Children's events 9 / 10  
Attendance 345 / 464



Event attendance was down vs. October 2024, but is up YTD for 2025.

## HISTORY CENTER OBJECTS

Cataloged 5 / 55  
Digitized 17 / 87

## TECH & SOCIAL

PC use 232 / 313  
Wi-Fi use 1953 / 868  
Printing 4,555 / 6,845  
Website Visits 8,035 / 6,430  
Lib Facebook Reach 7,738 (down vs. previous month)  
HC Facebook Reach 74,421 (up)  
Lib Instagram Reach 484 (down)  
HC Instagram Reach 3,482 (down)  
Lib Follows/Likes 23 (down)  
HC Follows/Likes 160 (up)



Printing down vs. same time last year for the first time in months. On par with lower than typical visitation.

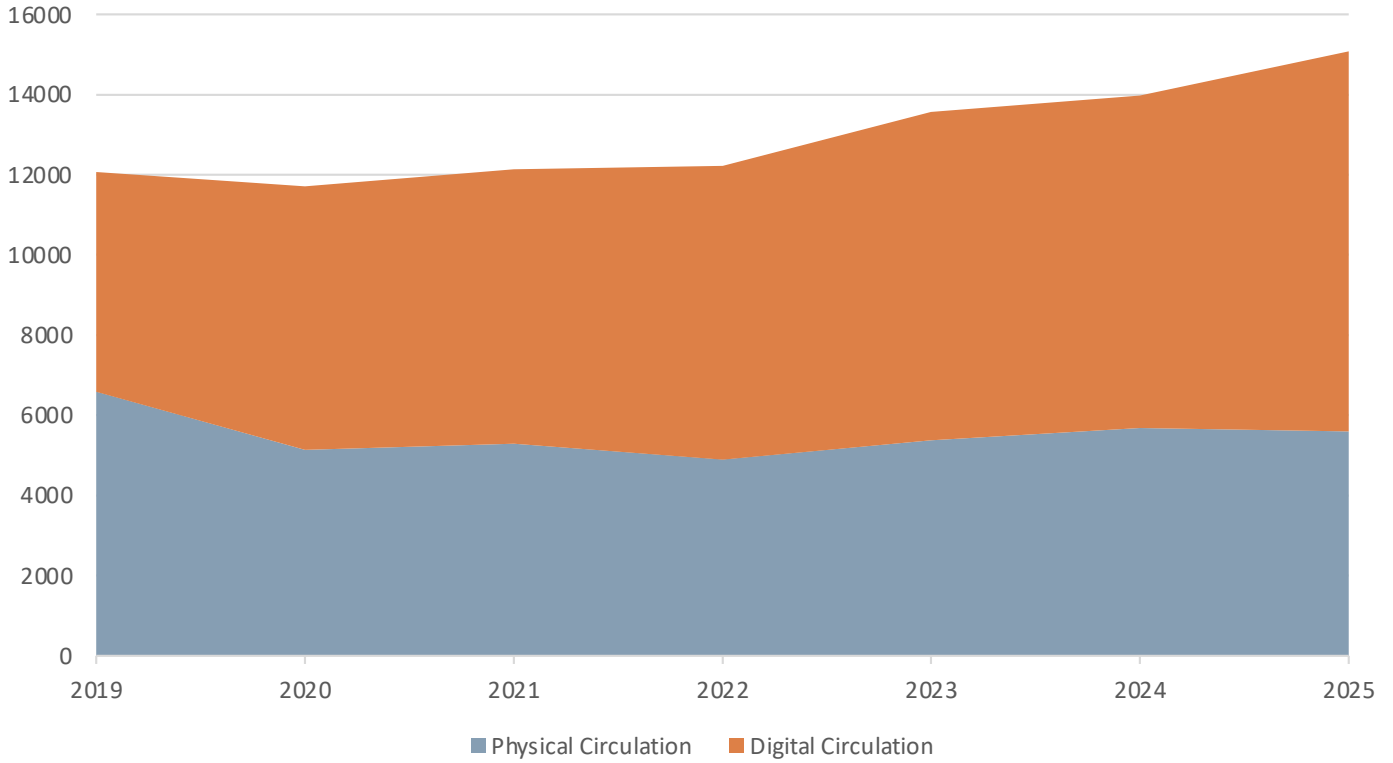
## WELCOMED ONSITE

Library 3,647 / 4,450  
History Center 257 / 318

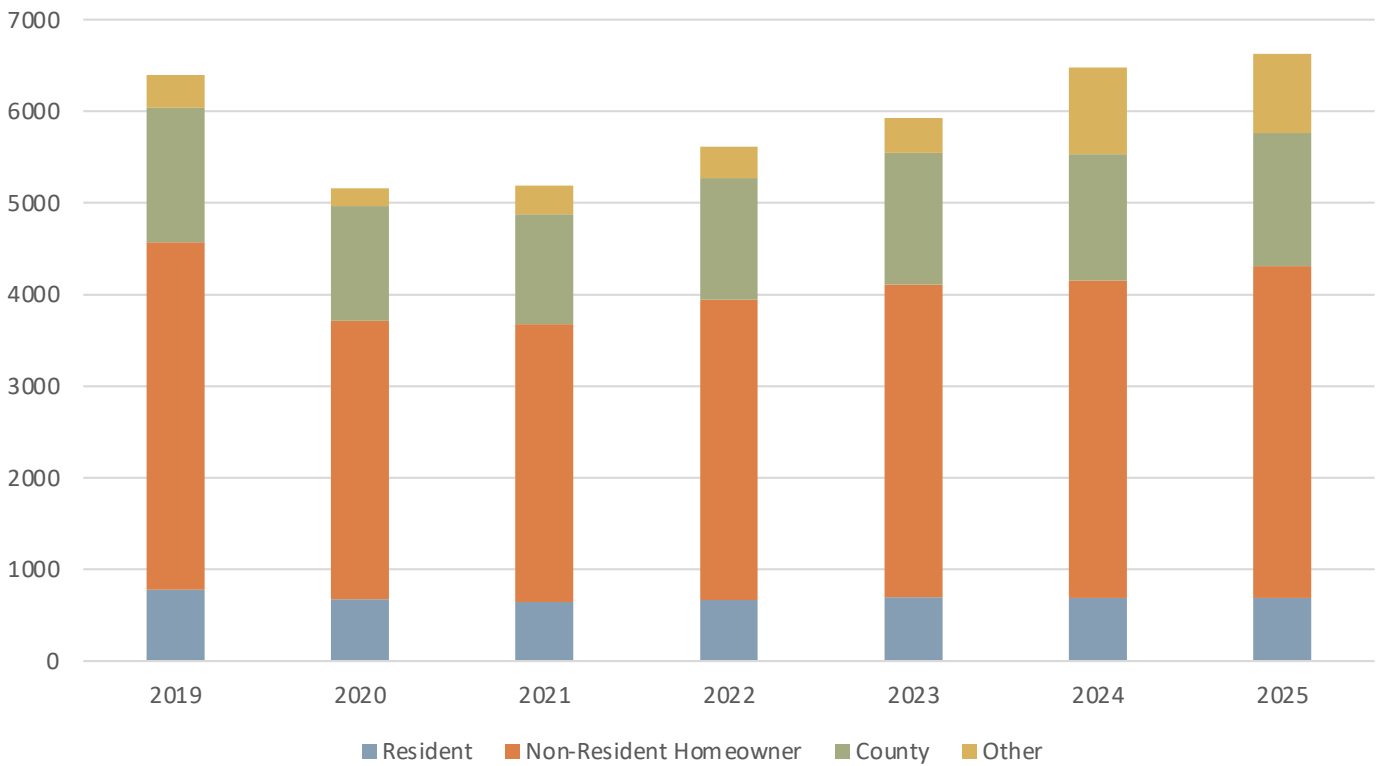


Onsite engagement at the library and museum down vs. October 2024.

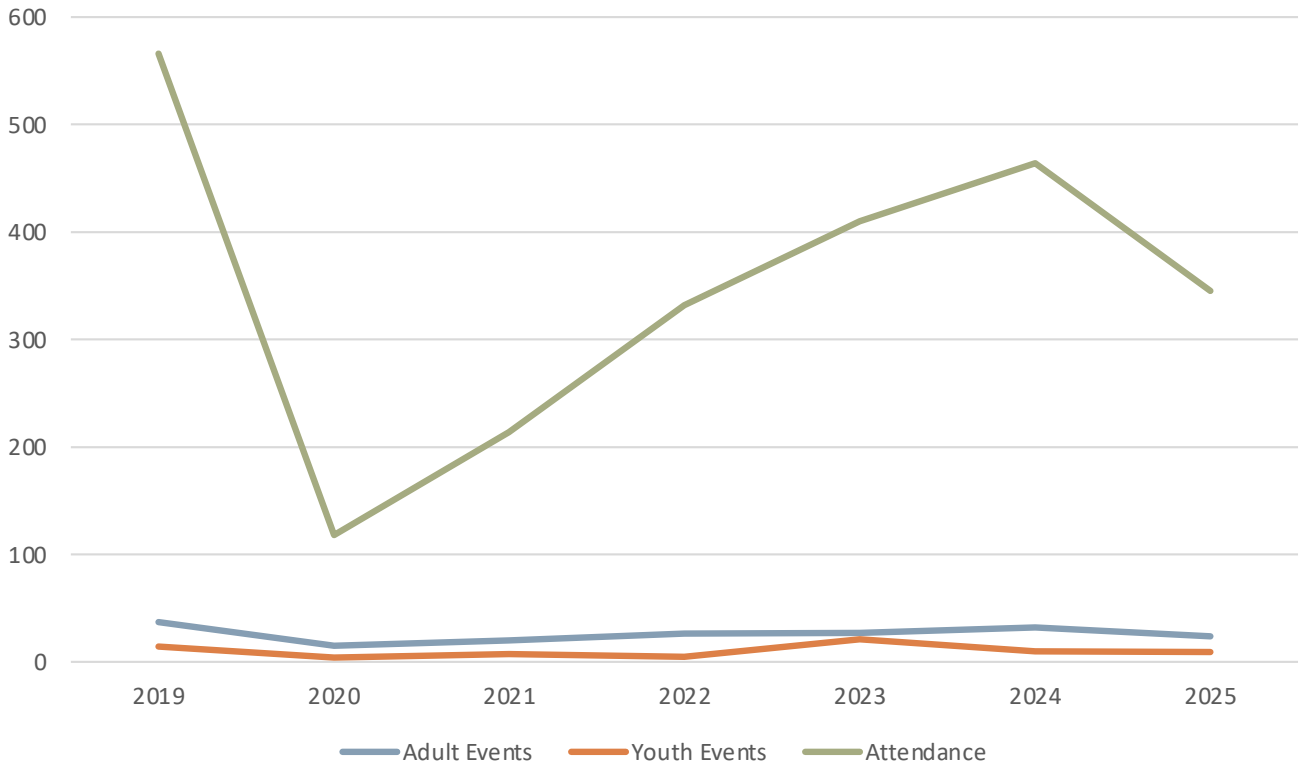
### BORROWING\_October



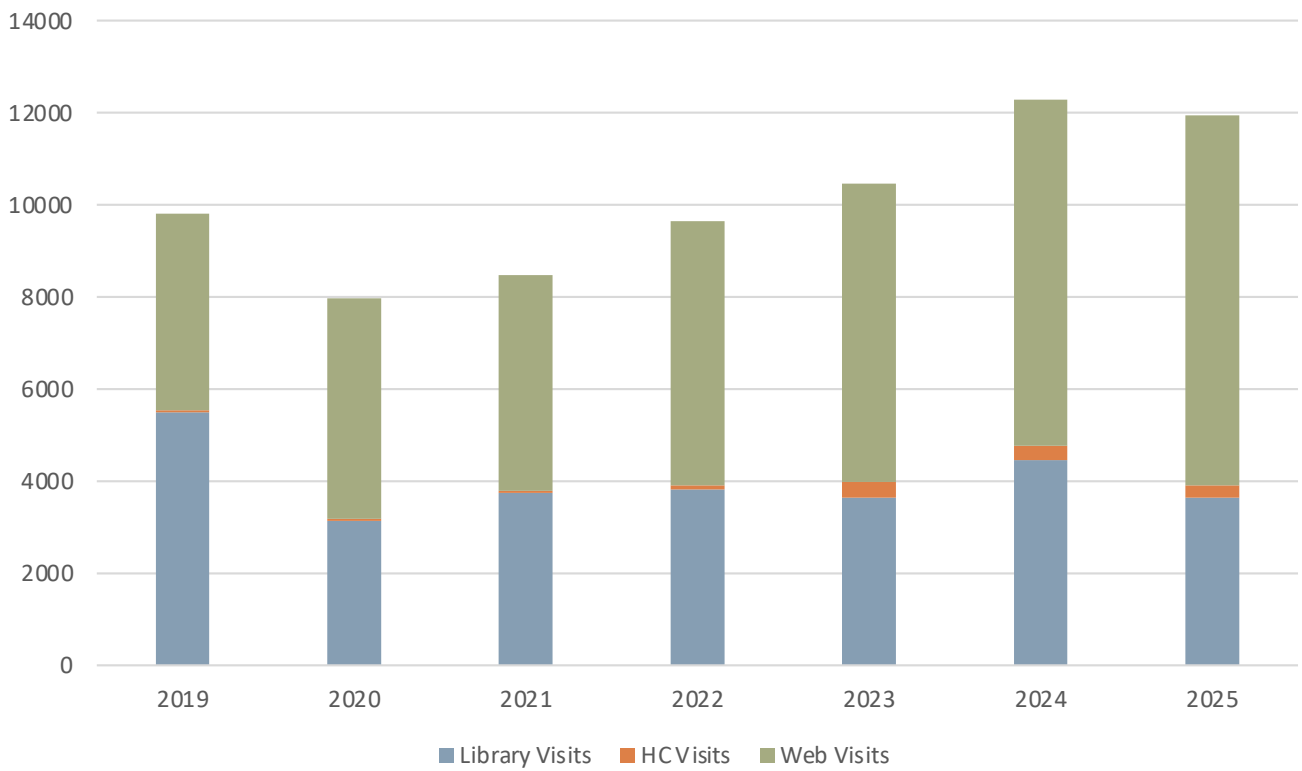
### PATRONS\_October



### EVENTS\_October



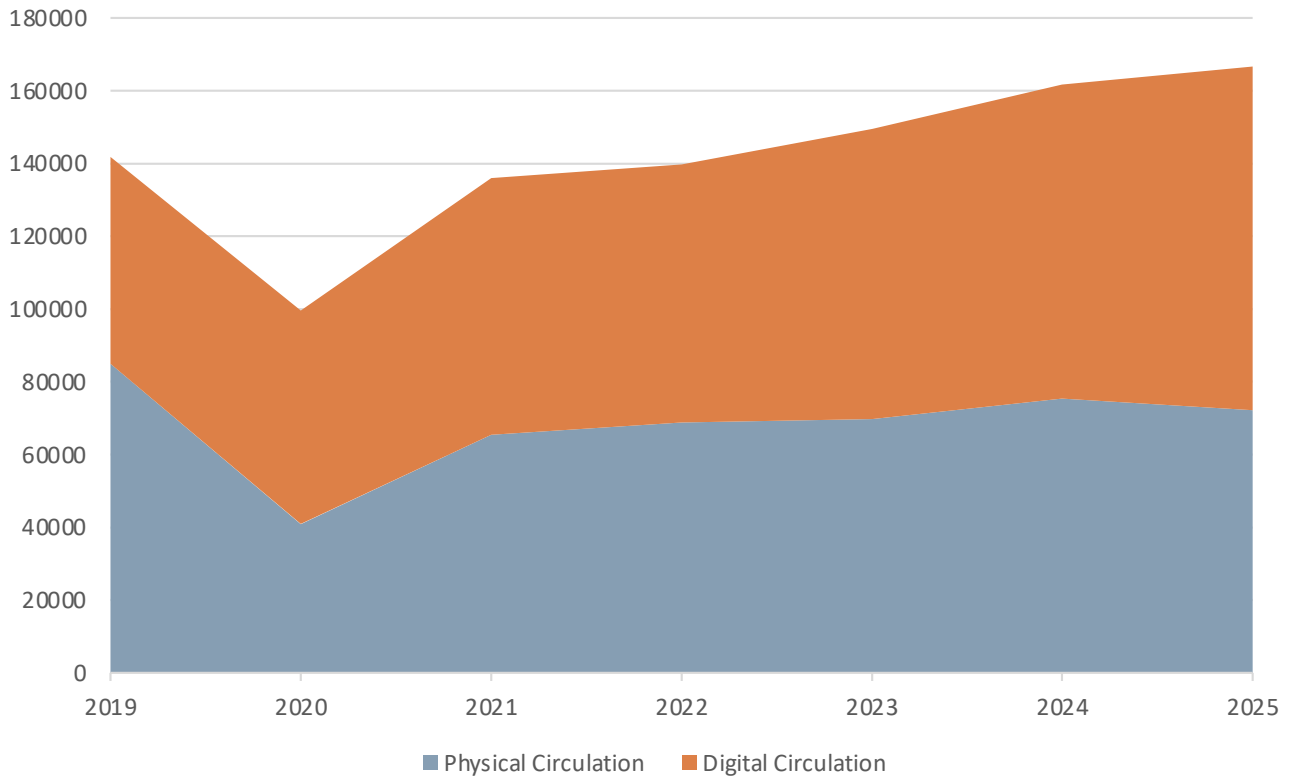
### ENGAGEMENT\_October



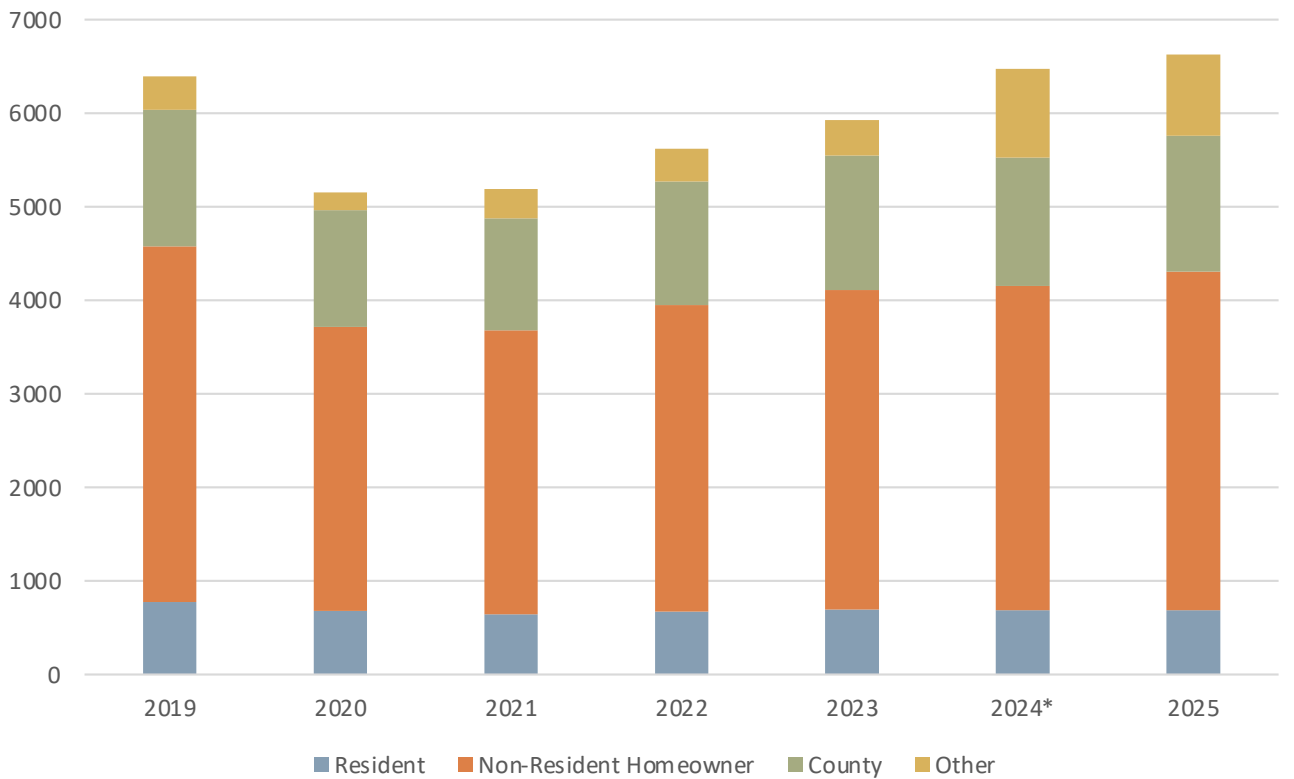
# October Year-to-Year

BORROWING							
	2019	2020	2021	2022	2023	2024	2025
All Circulation	12076	11710	12130	12227	13572	14164	15333
Juvenile Print Circulation	1042	991	872	849	977	1252	1057
Physical Circulation	6591	5146	5286	4893	5381	5690	5593
Digital Circulation	5485	6564	6844	7334	8191	8279	9485
PATRONS							
	2019	2020	2021	2022	2023	2024	2025
Resident	777	677	645	670	696	686	686
Non-Resident Homeowner	3796	3039	3035	3276	3411	3467	3622
County	1466	1250	1199	1323	1439	1375	1454
Other	354	190	310	348	381	948	866
Total Patrons	6393	5156	5189	5617	5927	6476	6628
EVENTS							
	2019	2020	2021	2022	2023	2024	2025
Adult Events	37	15	20	26	27	32	24
Youth Events	14	4	7	5	21	10	9
Total Events	51	19	27	31	48	42	33
Attendance	566	118	214	332	410	464	345
ENGAGEMENT							
	2019	2020	2021	2022	2023	2024	2025
Library Visits	5487	3137	3738	3821	3636	4450	3647
HC Visits	57	50	58	86	351	318	257
Web Visits	4265	4785	4671	5737	6469	7521	8035

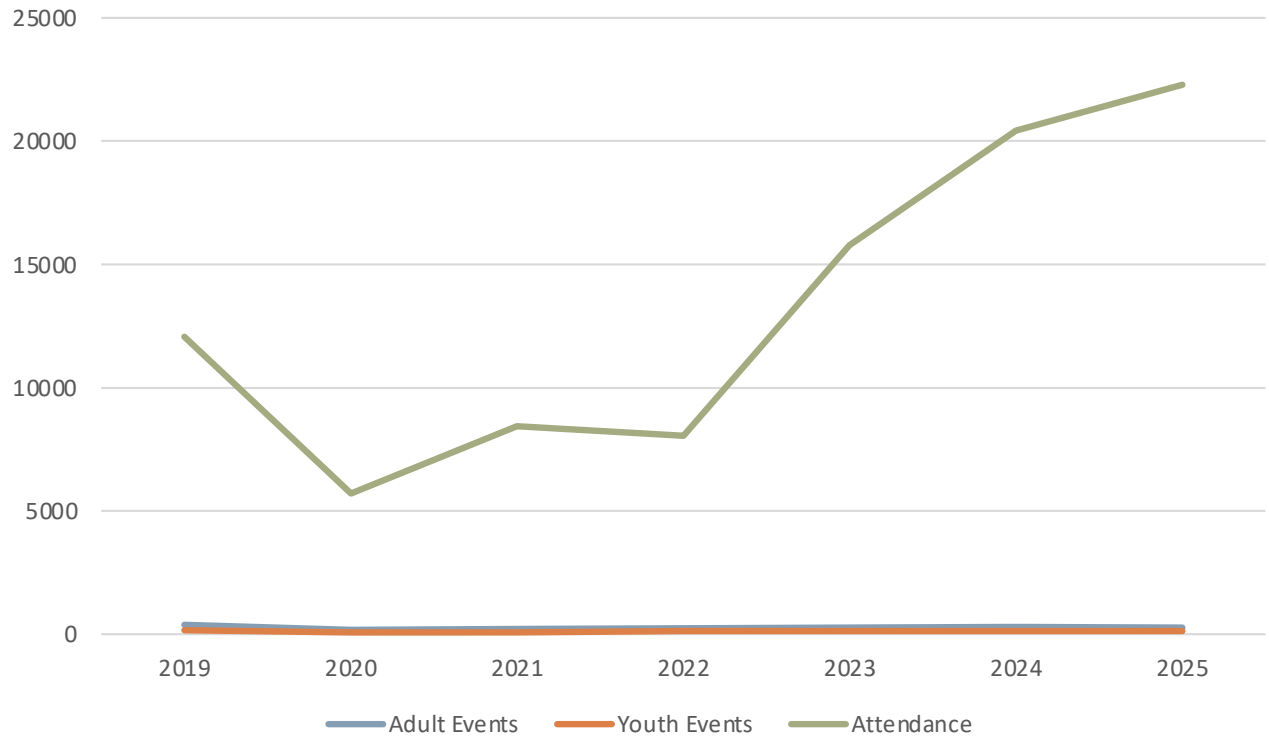
### BORROWING\_YTD



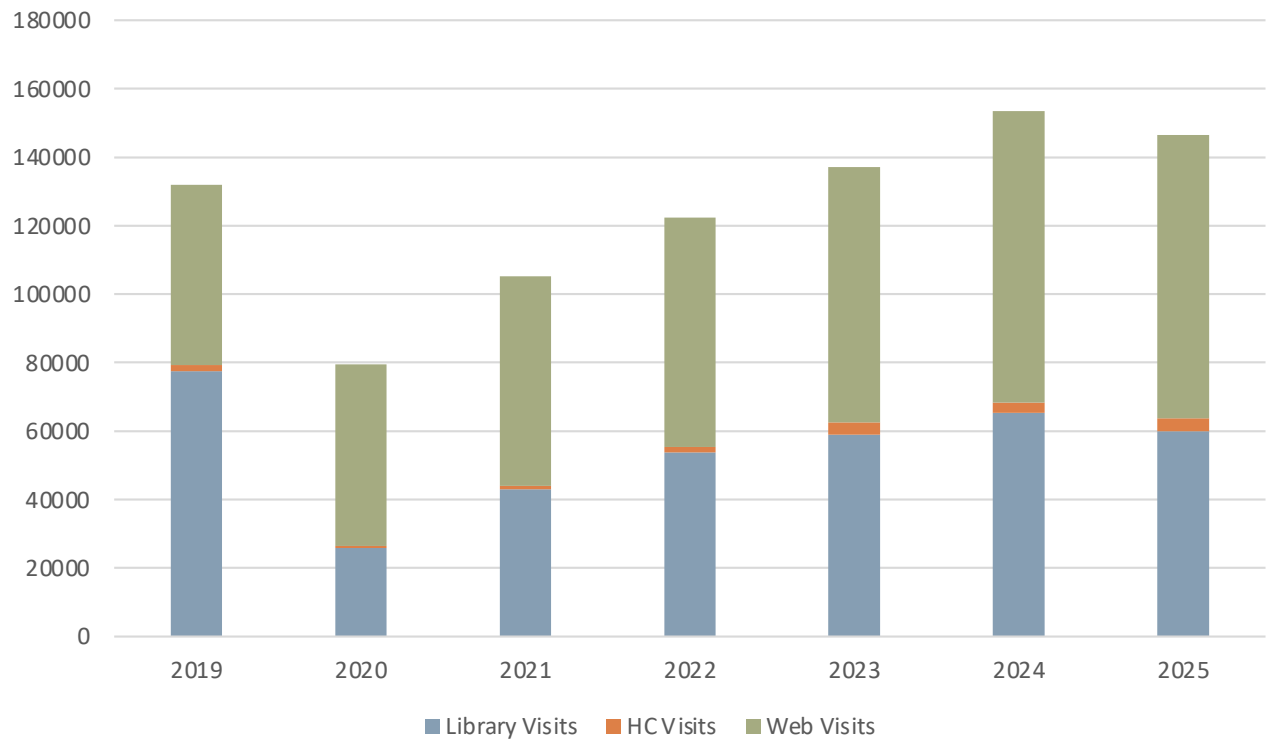
### MEMBERS YTD



### EVENTS YTD



### ENGAGEMENT YTD



# 2025 YTD

BORROWING							
	2019	2020	2021	2022	2023	2024	2025
All Circulation	141781	99643	135959	139725	149504	163127	168795
Juvenile Print Circulation	16430	8535	16927	18140	19506	22744	21659
Physical Circulation	84965	40941	65345	68748	69768	75438	72272
Digital Circulation	56816	58702	70614	70972	79736	86252	94376
PATRONS							
	2019	2020	2021	2022	2023	2024*	2025
Resident	777	677	645	670	696	686	686
Non-Resident Homeowner	3796	3039	3035	3276	3411	3467	3622
County	1466	1250	1199	1323	1439	1375	1454
Other	354	190	310	348	381	948	866
Total Patrons	6393	5156	5189	5617	5927	6476	6628
EVENTS							
	2019	2020	2021	2022	2023	2024	2025
Adult Events	380	175	216	252	280	303	279
Youth Events	161	72	85	119	130	131	121
Total Events	541	247	301	371	410	434	400
Attendance	12077	5708	8435	8037	15764	20434	22289
ENGAGEMENT							
	2019	2020	2021	2022	2023	2024	2025
Library Visits	77484	25924	42915	53781	59017	65267	59960
HC Visits	1794	443	1186	1655	3440	3055	3811
Web Visits	52716	53088	61138	66901	74642	85088	82670
*Youth separated from resident, NR, and county data starting January 2024.							