

MEMBERS

TOTAL 6,777 / 6,566

Resident 699 / 693

Nonresident 3,728 / 3,546

County 1,461 / 1,360

Seasonal 189 / 172

Other 576 / 606

eCard 124 / 189

New Patrons 31 / 56



Membership numbers up vs. same time previous year.

BORROWING

Circulation 16,137 / 15,731

Physical 6,403 / 6,919

Digital 9,564 / 8,672

Acquisitions 617 / 649

Print 372 / 366

AV 54 / 44

Digital 191 / 239



Overall circulation on par with September 2024. Slight decline in physical circulation offset by increase in digital circulation. Notably, fewer people through the door borrowed almost the same number of physical materials.

EVENTS

Adult events 28 / 27

Children's events 9 / 9

Attendance 1,000 / 1,354



Event attendance was down vs. September 2024, but is up YTD for 2025.

HISTORY CENTER OBJECTS

Cataloged TBD / 66

Digitized TBD / 52

TECH & SOCIAL

PC use 269 / 228

Wi-Fi use 2010 / 960

Printing 7,894 / 6,845

Website Visits 7,431 / 8,219

Lib Facebook Reach 31,632 (up vs. previous month)

HC Facebook Reach 48,337 (up)

Lib Instagram Reach 961 (down)

HC Instagram Reach 33,772 (up)

Lib Follows/Likes 27 (down)

HC Follows/Likes 112 (up)



Growth in Wi-Fi use and printing continues. Social media engagement generally up vs. August 2025.

WELCOMED ONSITE

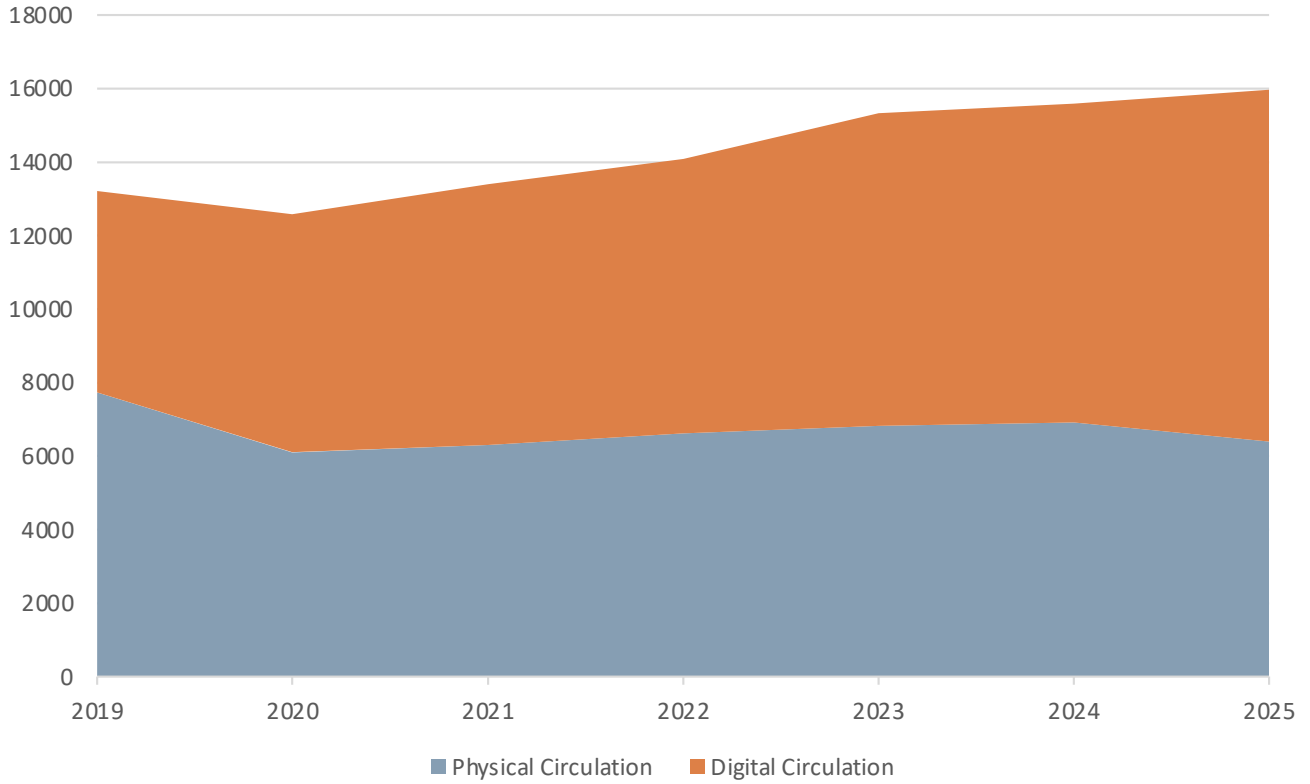
Library 4,680 / 5,508

History Center 439 / 236

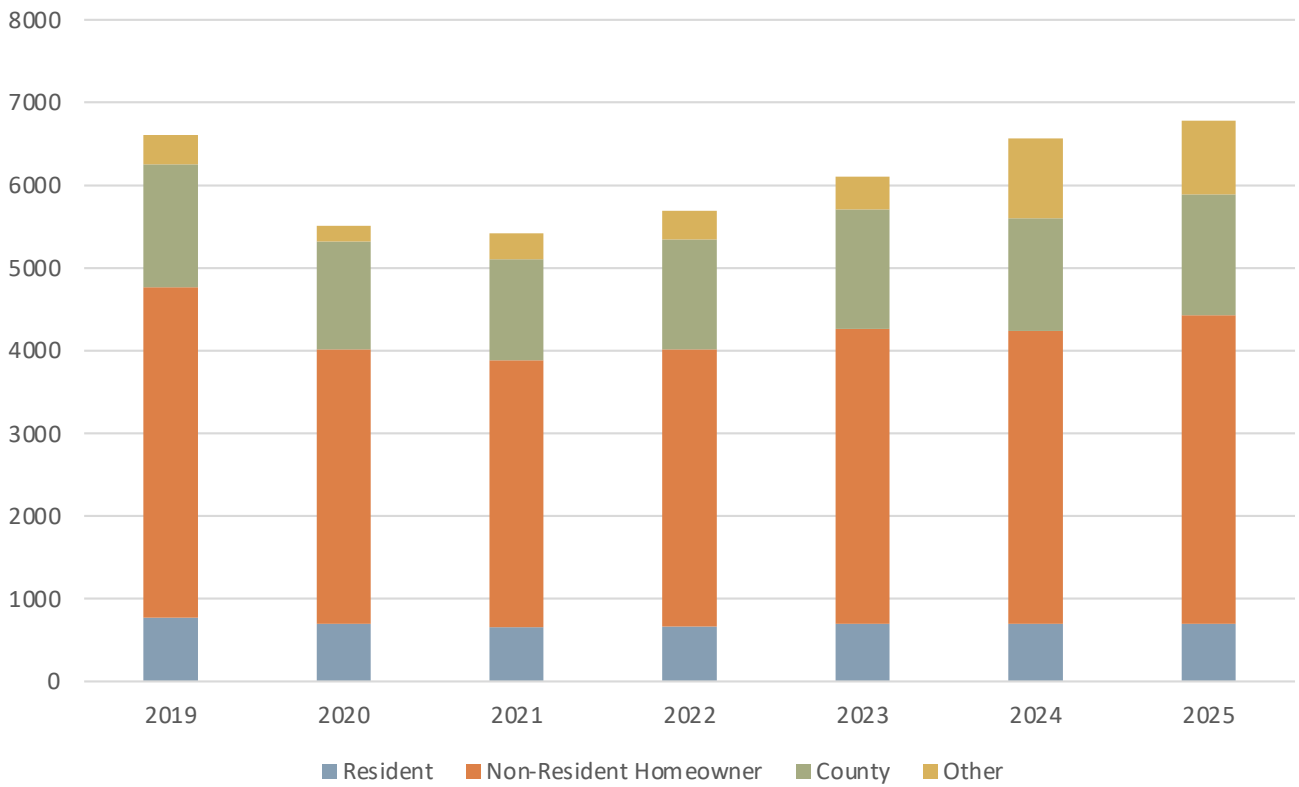


Onsite engagement at the library down vs. previous 4 years, museum visits up vs. same time last year.

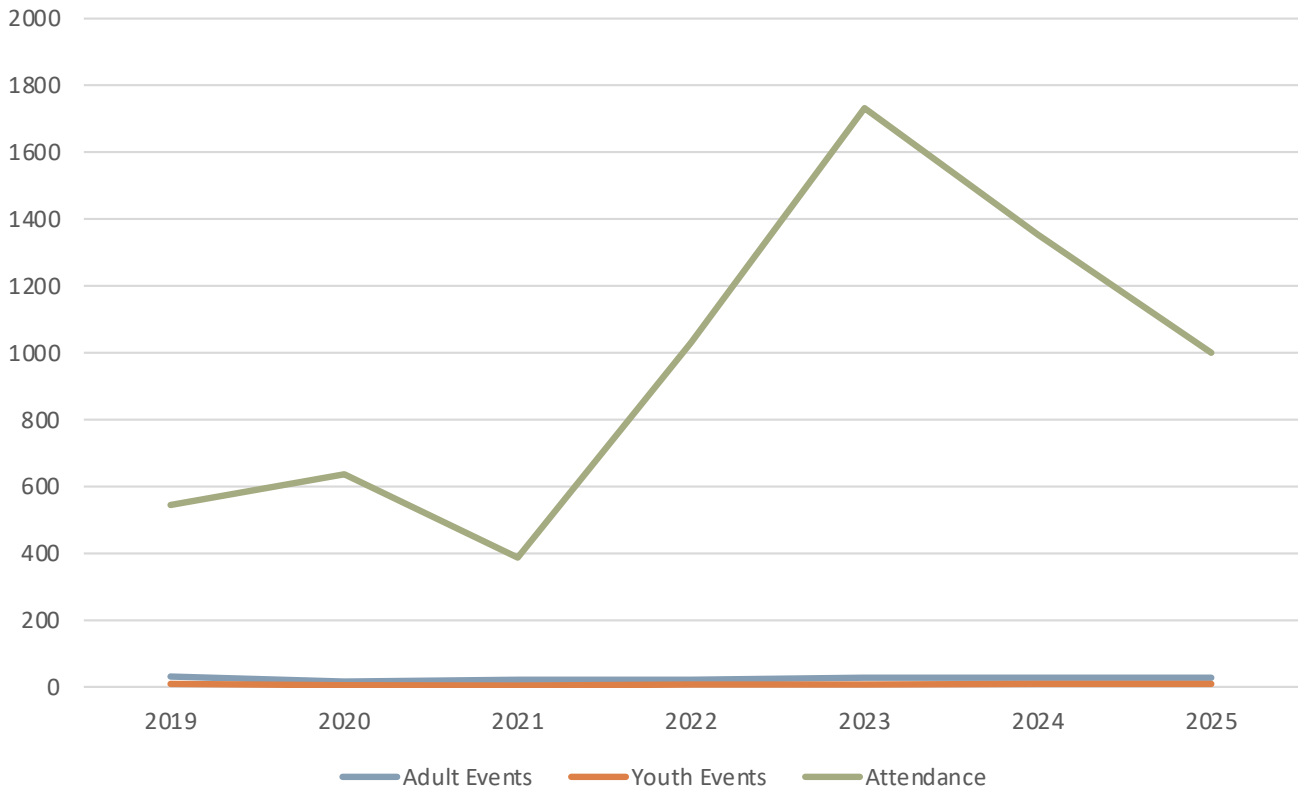
BORROWING_September



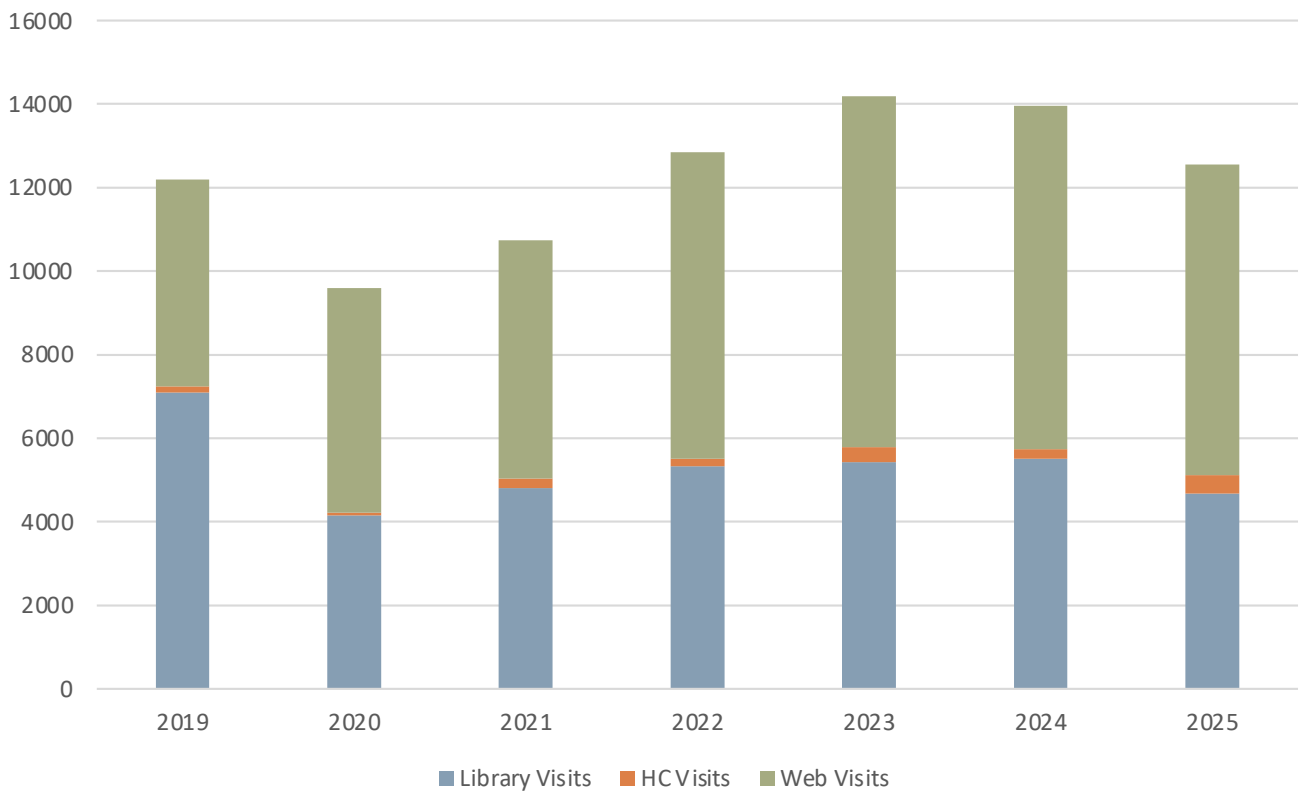
MEMBERS_September



EVENTS_September



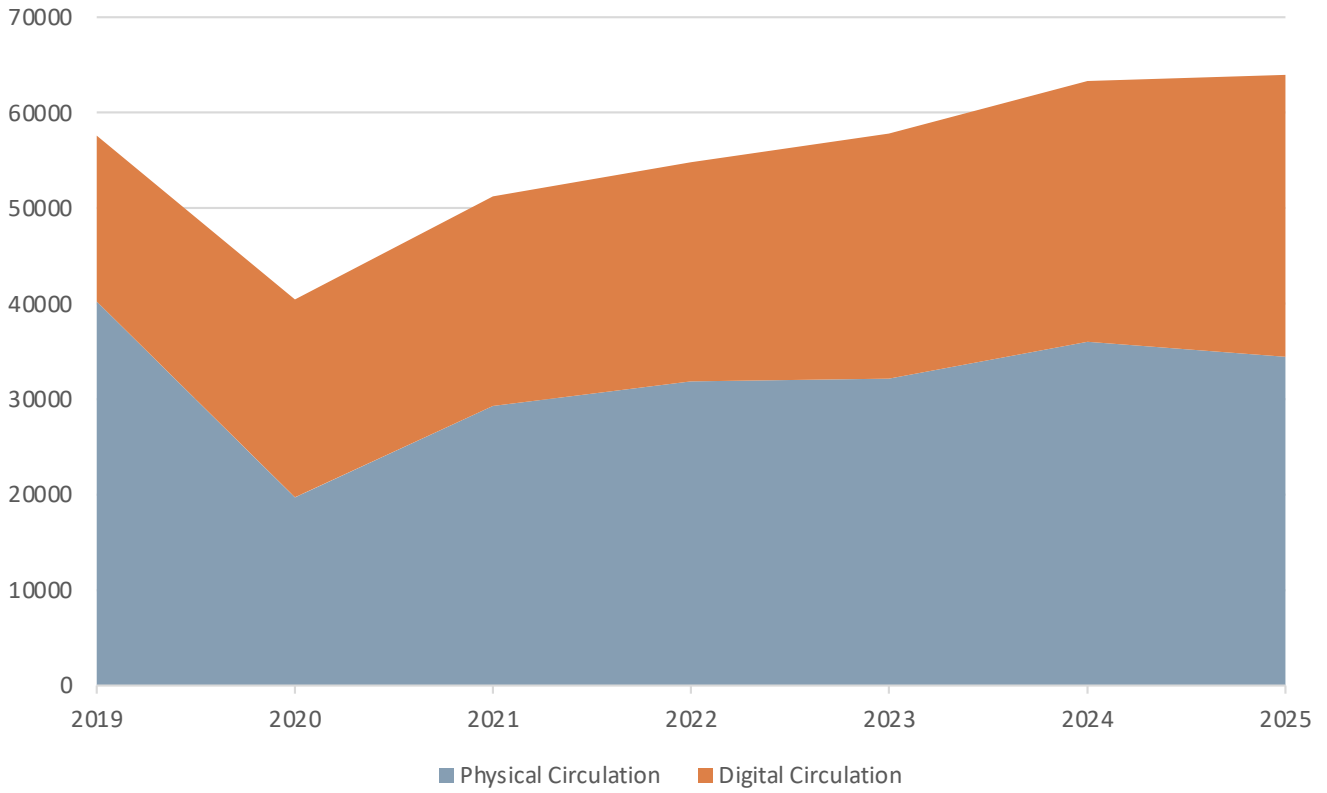
ENGAGEMENT_September



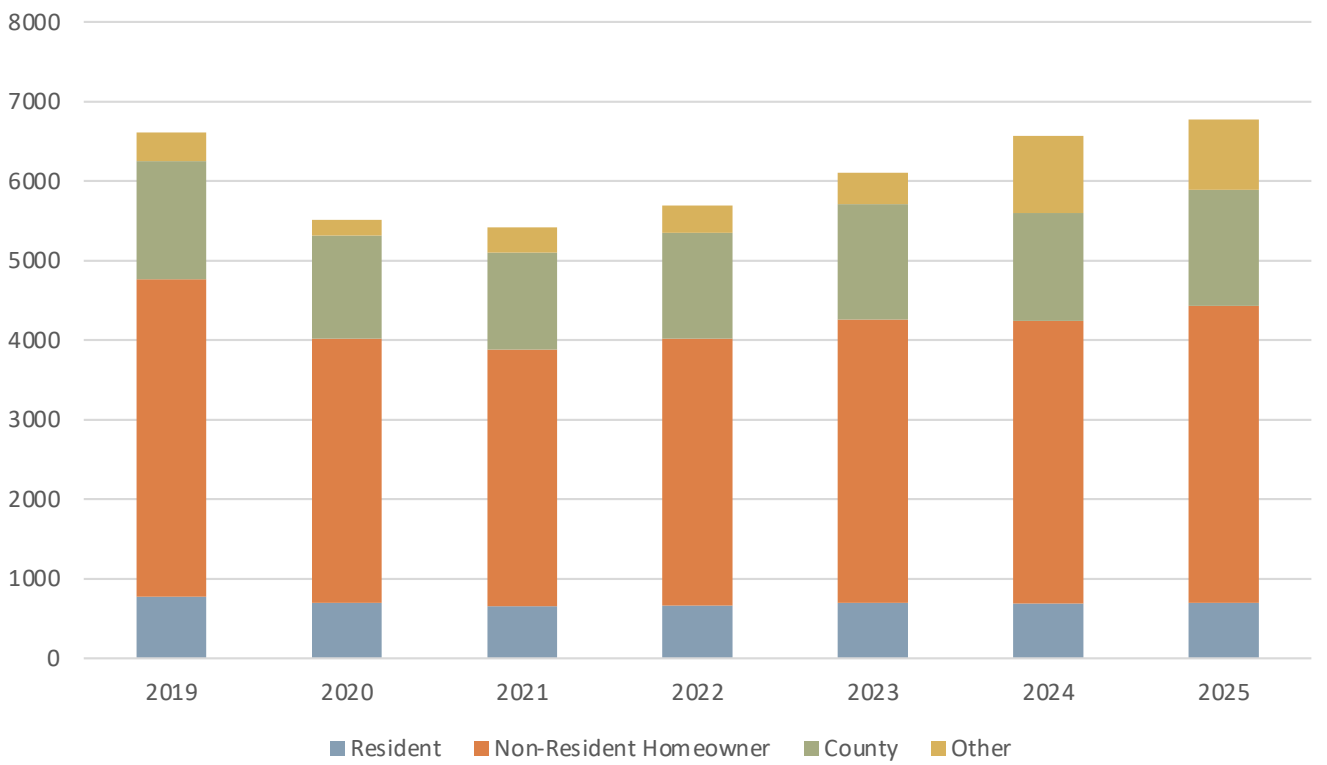
September Year-to-Year

BORROWING							
	2019	2020	2021	2022	2023	2024	2025
All Circulation	13207	12572	13405	14082	15324	15731	16137
Juvenile Print Circulation	690	1103	893	1133	1239	1466	1339
Physical Circulation	7731	6107	6309	6622	6818	6919	6403
Digital Circulation	5476	6465	7096	7460	8506	8672	9564
PATRONS							
	2019	2020	2021	2022	2023	2024	2025
Resident	775	700	654	667	700	693	699
Non-Resident Homeowner	3991	3317	3229	3351	3560	3546	3728
County	1486	1299	1218	1327	1451	1360	1461
Other	358	192	319	349	391	967	889
Total Patrons	6610	5508	5420	5694	6102	6566	6777
EVENTS							
	2019	2020	2021	2022	2023	2024	2025
Adult Events	31	16	21	21	27	27	28
Youth Events	9	6	4	8	7	9	9
Total Events	40	22	25	29	34	36	37
Attendance	545	636	387	1030	1732	1354	1000
ENGAGEMENT							
	2019	2020	2021	2022	2023	2024	2025
Library Visits	7089	4159	4808	5334	5422	5508	4680
HC Visits	155	58	232	176	367	236	439
Web Visits	4956	5373	5695	7336	8407	8219	7431

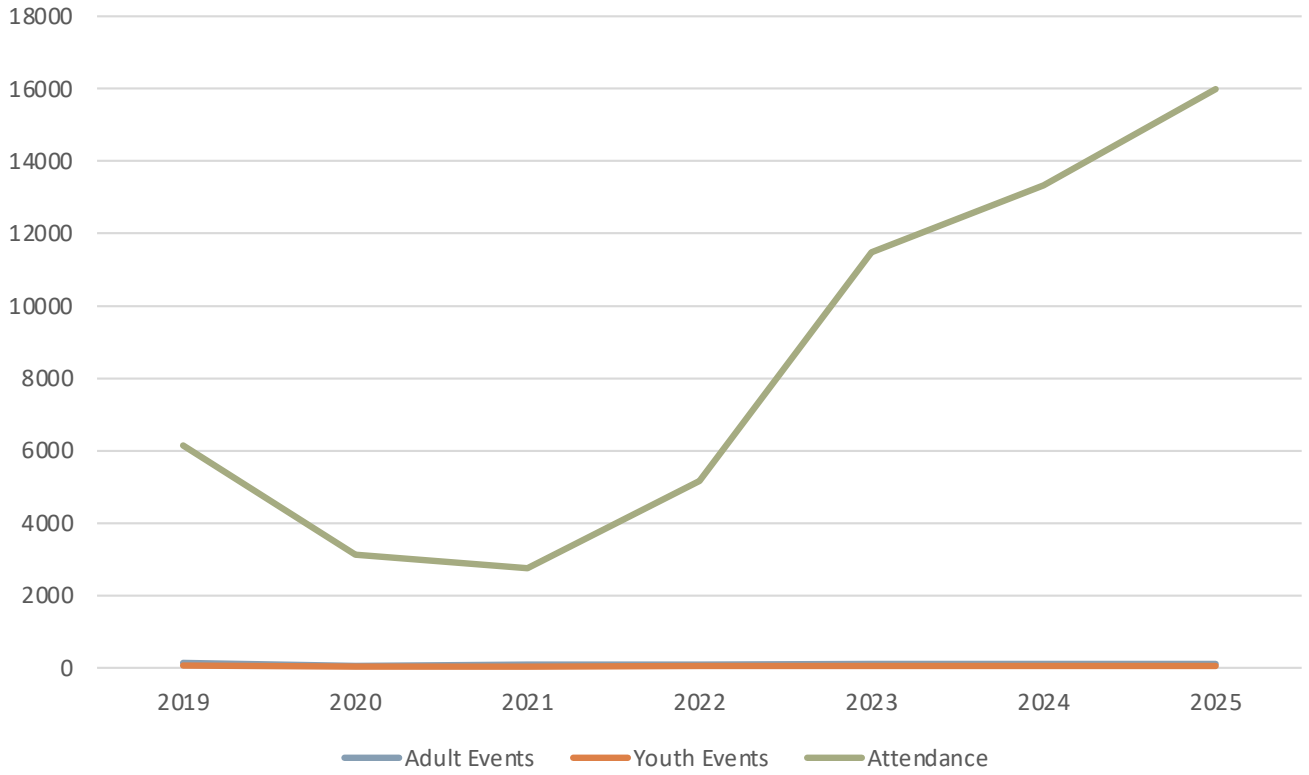
BORROWING_Q3



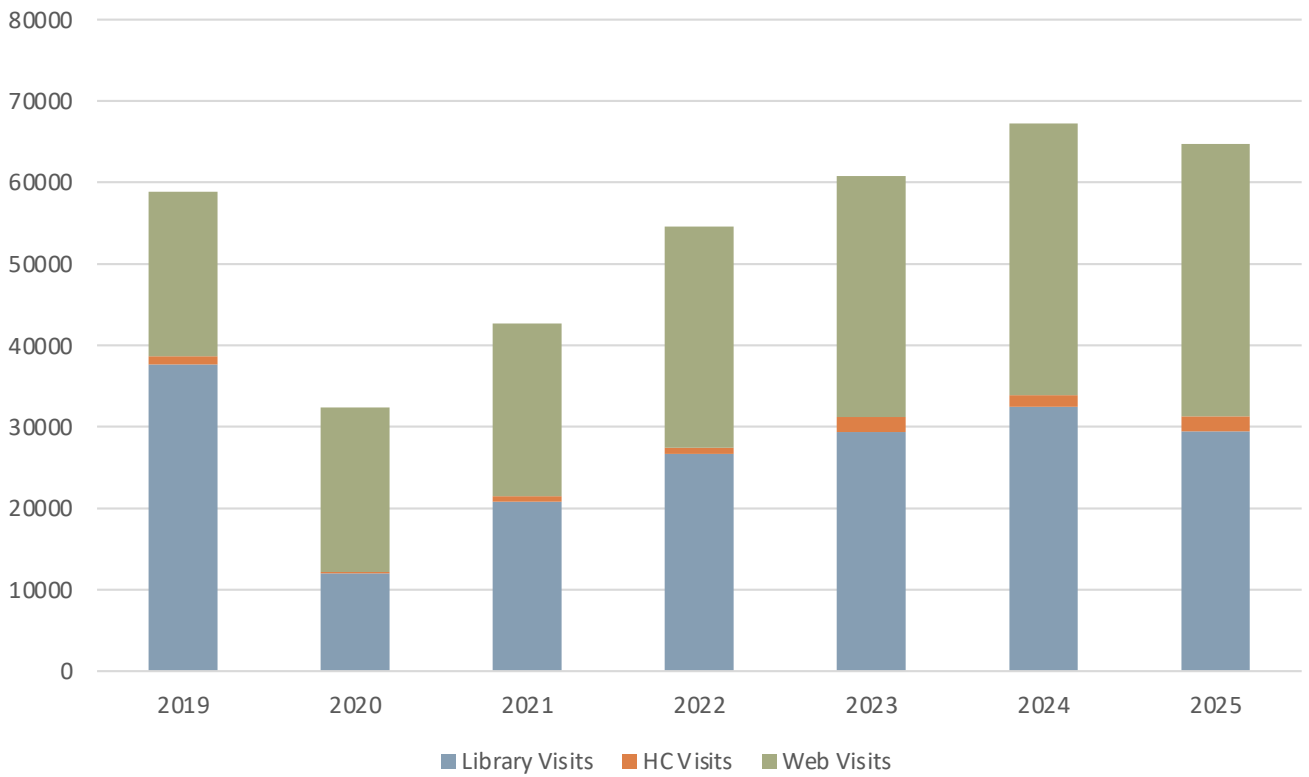
MEMBERS_Q3



EVENTS_Q3



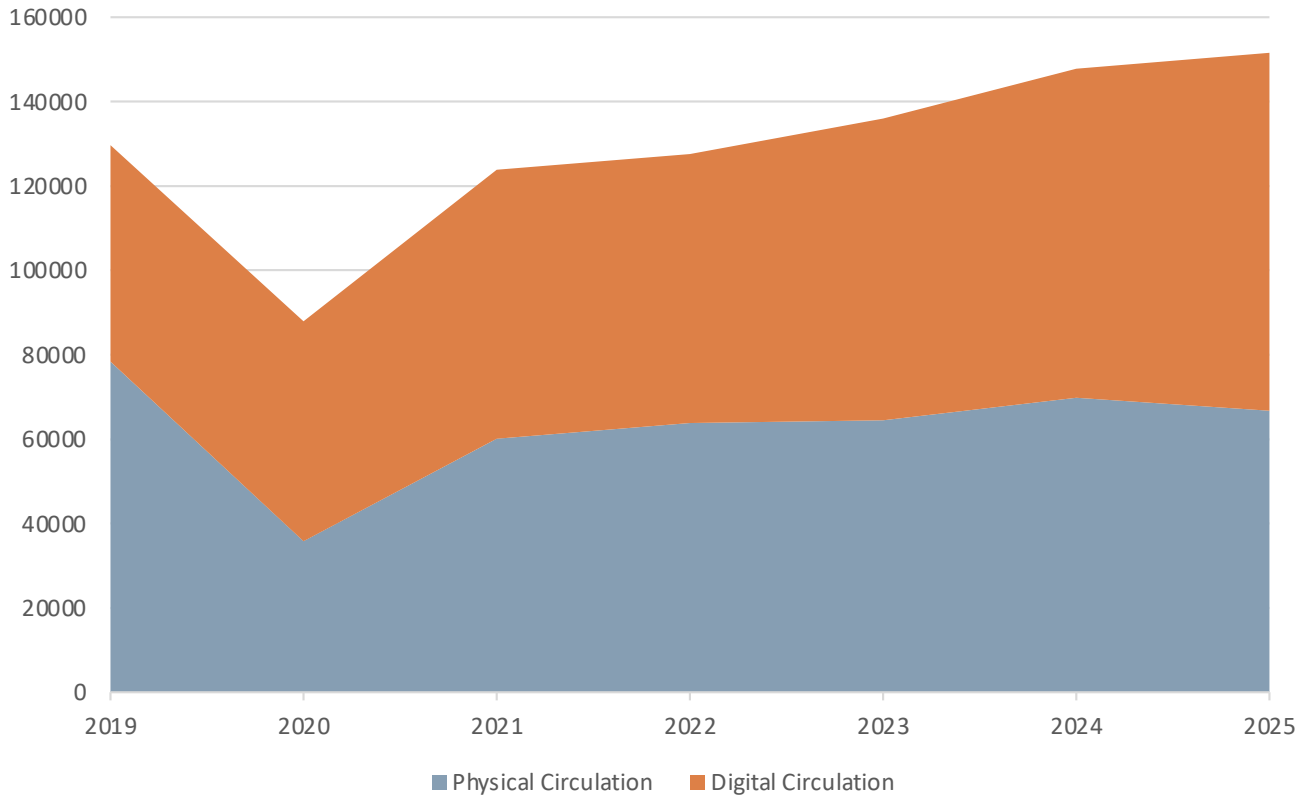
ENGAGEMENT_Q3



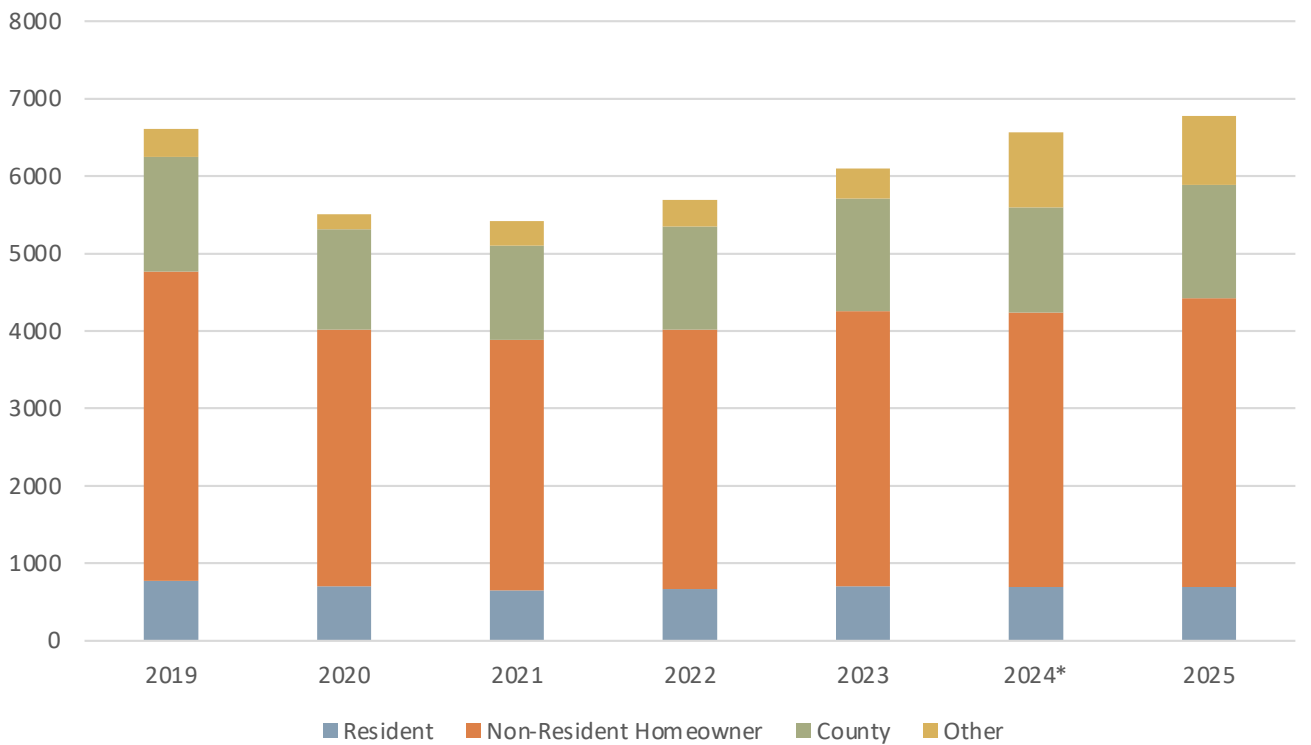
Third Quarter (July, August, September) Year-to-Year

BORROWING							
	2019	2020	2021	2022	2023	2024	2025
All Circulation	57683	40418	51264	54831	57794	63809	64614
Juvenile Print Circulation	9136	4516	8028	9459	9993	12472	11890
Physical Circulation	40222	19723	29274	31865	32121	35998	34409
Digital Circulation	17361	20695	21990	22966	25673	27348	29554
PATRONS							
	2019	2020	2021	2022	2023	2024	2025
Resident	775	700	654	667	700	693	699
Non-Resident Homeowner	3991	3317	3229	3351	3560	3546	3728
County	1486	1299	1218	1327	1451	1360	1461
Other	358	192	319	349	391	967	889
Total Patrons	6610	5508	5420	5694	6102	6566	6777
EVENTS							
	2019	2020	2021	2022	2023	2024	2025
Adult Events	136	53	90	91	110	109	103
Youth Events	63	34	38	56	50	53	52
Total Events	199	87	128	147	160	162	155
Attendance	6148	3120	2752	5157	11489	13327	15988
ENGAGEMENT							
	2019	2020	2021	2022	2023	2024	2025
Library Visits	37673	12004	20775	26644	29319	32440	29426
HC Visits	951	155	737	820	1857	1456	1859
Web Visits	20265	20206	21178	27091	29619	33349	33425

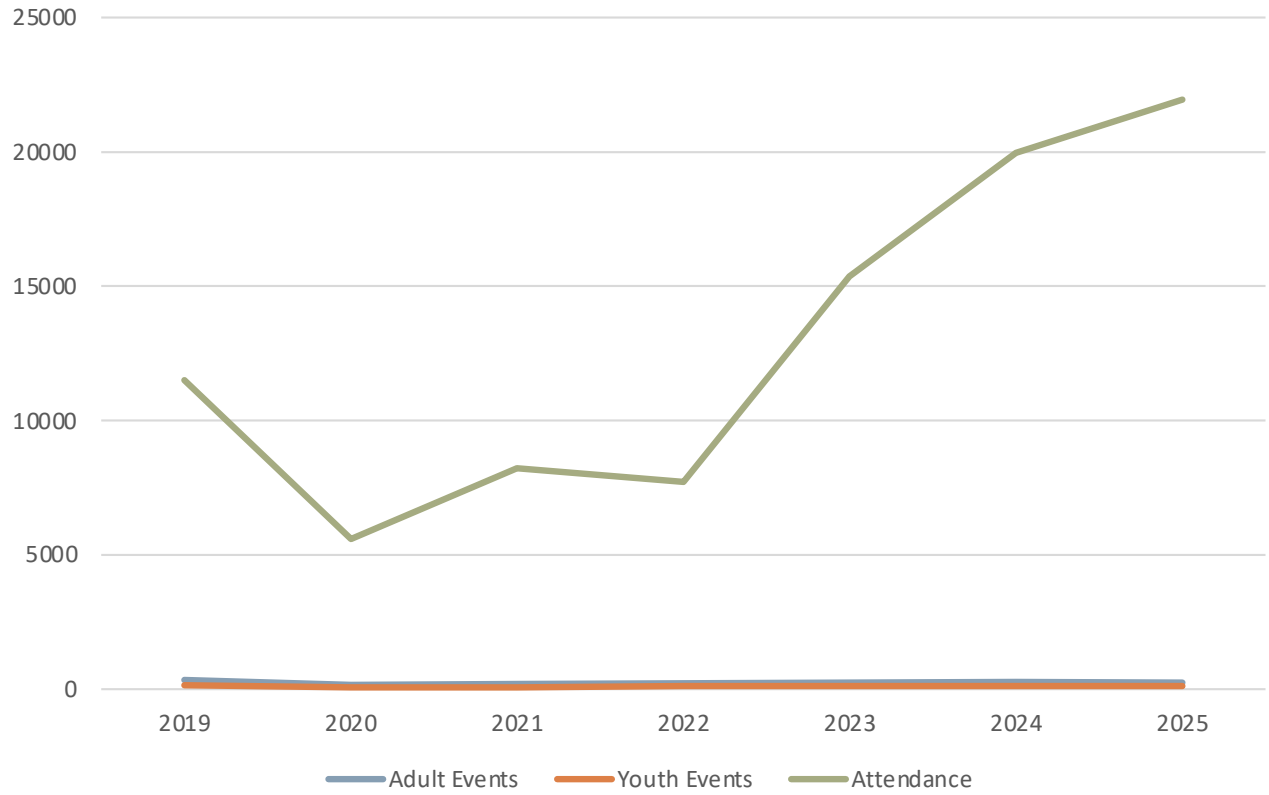
BORROWING_YTD



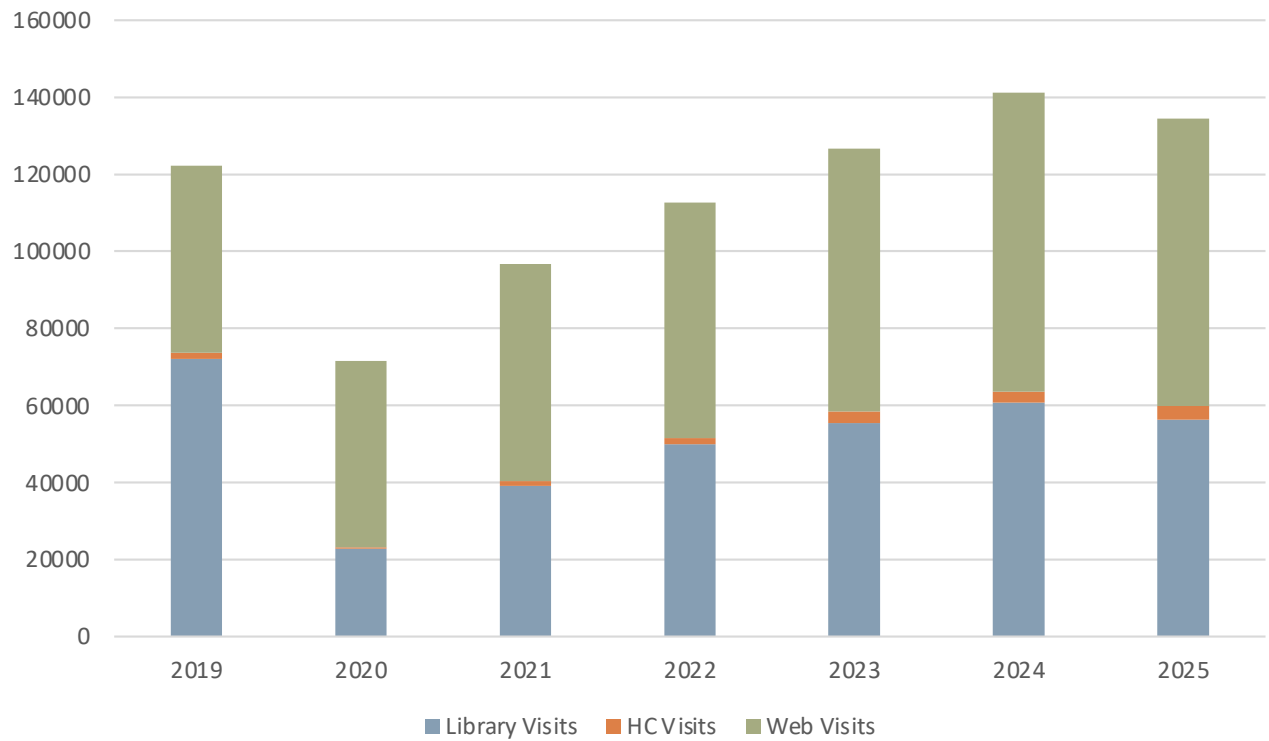
MEMBERS YTD



EVENTS YTD



ENGAGEMENT YTD



2025 YTD

BORROWING							
	2019	2020	2021	2022	2023	2024	2025
All Circulation	129705	87933	123829	127498	135932	148963	153462
Juvenile Print Circulation	15388	7544	16055	17291	18529	21492	20602
Physical Circulation	78374	35795	60059	63855	64387	69748	66679
Digital Circulation	51331	52138	63770	63638	71545	77973	84891
PATRONS							
	2019	2020	2021	2022	2023	2024*	2025
Resident	775	700	654	667	700	693	699
Non-Resident Homeowner	3991	3317	3229	3351	3560	3546	3728
County	1486	1299	1218	1327	1451	1360	1461
Other	358	192	319	349	391	967	889
Total Patrons	6610	5508	5420	5694	6102	6566	6777
EVENTS							
	2019	2020	2021	2022	2023	2024	2025
Adult Events	343	160	196	226	253	271	255
Youth Events	147	68	78	114	109	121	112
Total Events	490	228	274	340	362	392	367
Attendance	11511	5590	8221	7705	15354	19970	21944
ENGAGEMENT							
	2019	2020	2021	2022	2023	2024	2025
Library Visits	71997	22787	39177	49960	55381	60817	56313
HC Visits	1737	393	1128	1569	3089	2737	3554
Web Visits	48451	48303	56467	61164	68173	77567	74635
*Youth separated from resident, NR, and county data starting January 2024.							