

MEMBERS

TOTAL 6,859 / 6,586
 Resident 706 / 688
 Nonresident 3,782 / 3,580
 County 1,468 / 1,362
 Seasonal 184 / 170
 Other 589 / 600
 eCard 130 / 186
 New Patrons 134 / 164



Membership numbers up vs. same time previous year across all substantial patron groups. 5-year high for nonresident homeowners.

BORROWING

Circulation 23,892 / 23,136
 Physical 13,632 / 13,743
 Digital 9,976 / 9,254
 Acquisitions 482 / 785
 Print 250 / 466
 AV 21 / 50
 Digital 211 / 269



Overall circulation up similar to August 2024.

EVENTS

Adult events 35 / 41
 Children's events 21 / 22
 Attendance 4,678 / 6,578



Weather impacted attendance at a selection of large August events, shifting down vs. July 2025. Strong engagement at kids' events continued.

HISTORY CENTER OBJECTS

Cataloged 0 / 45
 Digitized 175 / 68

TECH & SOCIAL

PC use 537 / 553
 Wi-Fi use 3,063 / 1,829
 Printing 13,448 / 11,438
 Website Visits 12,064 / 11,532
 Lib Facebook Reach 11,772 (down vs. previous month)
 HC Facebook Reach 27,843 (down)
 Lib Instagram Reach 1,782 (down)
 HC Instagram Reach 3,221 (down)
 Lib Follows/Likes 60 (down)
 HC Follows/Likes 44 (down)



Significant growth in Wi-Fi use and printing continued. Social media engagement down vs. July 2025.

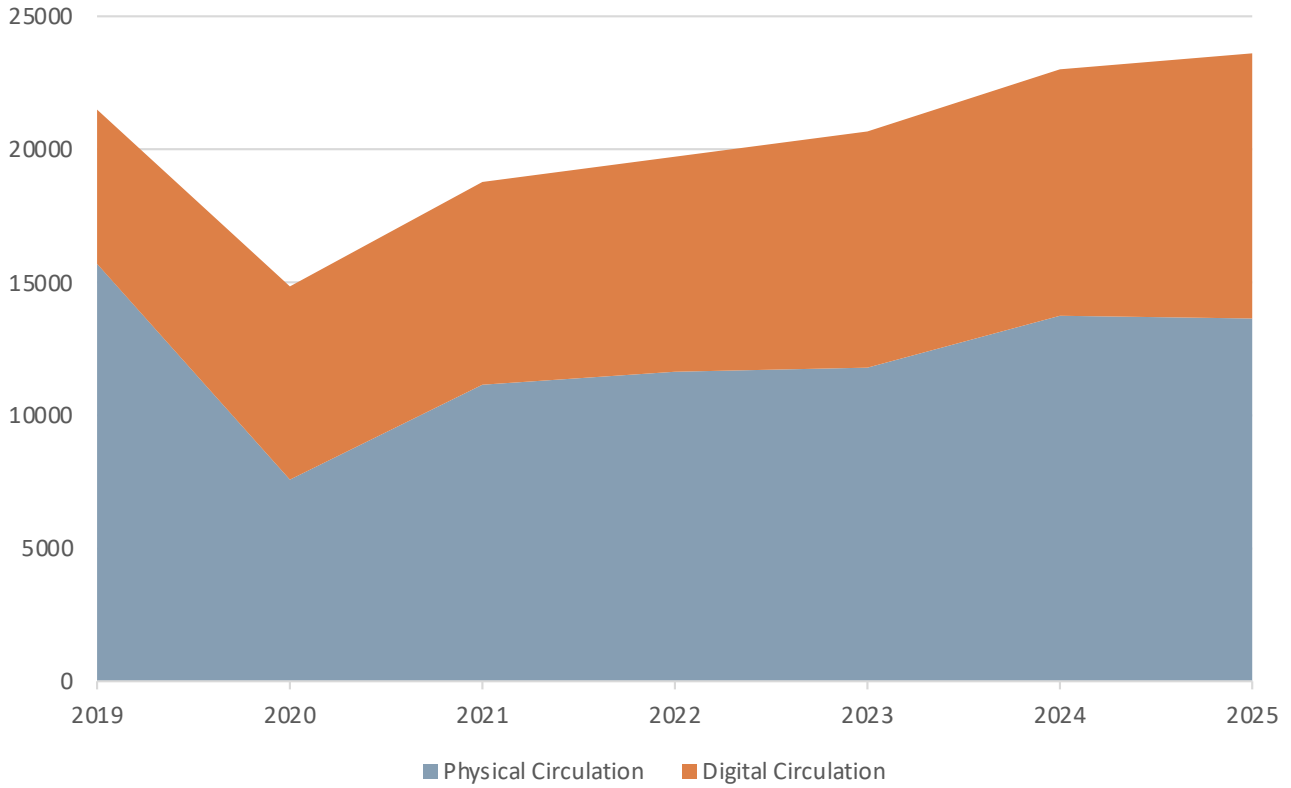
WELCOMED ONSITE

Library 12,265 / 12,954
 History Center 628 / 524

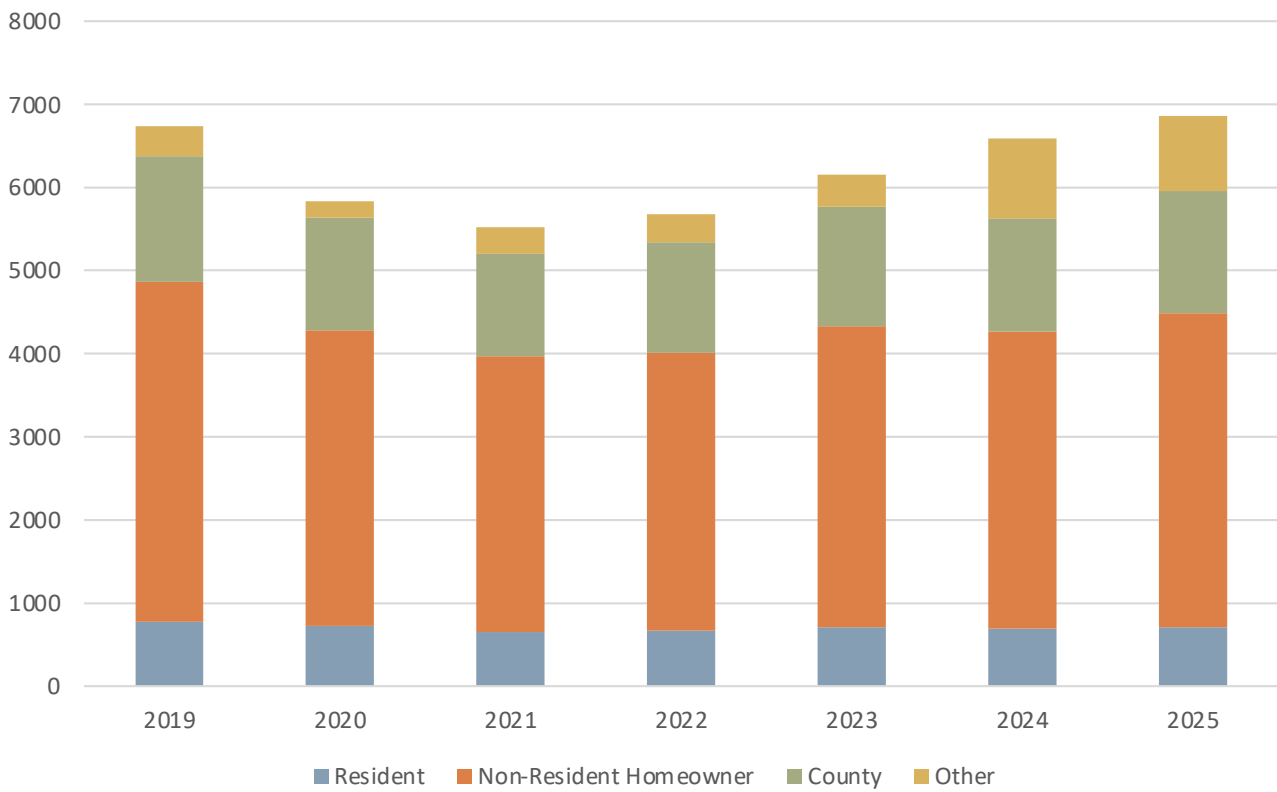


Onsite engagement at the library down vs. August 2024, museum up vs. same time last year.

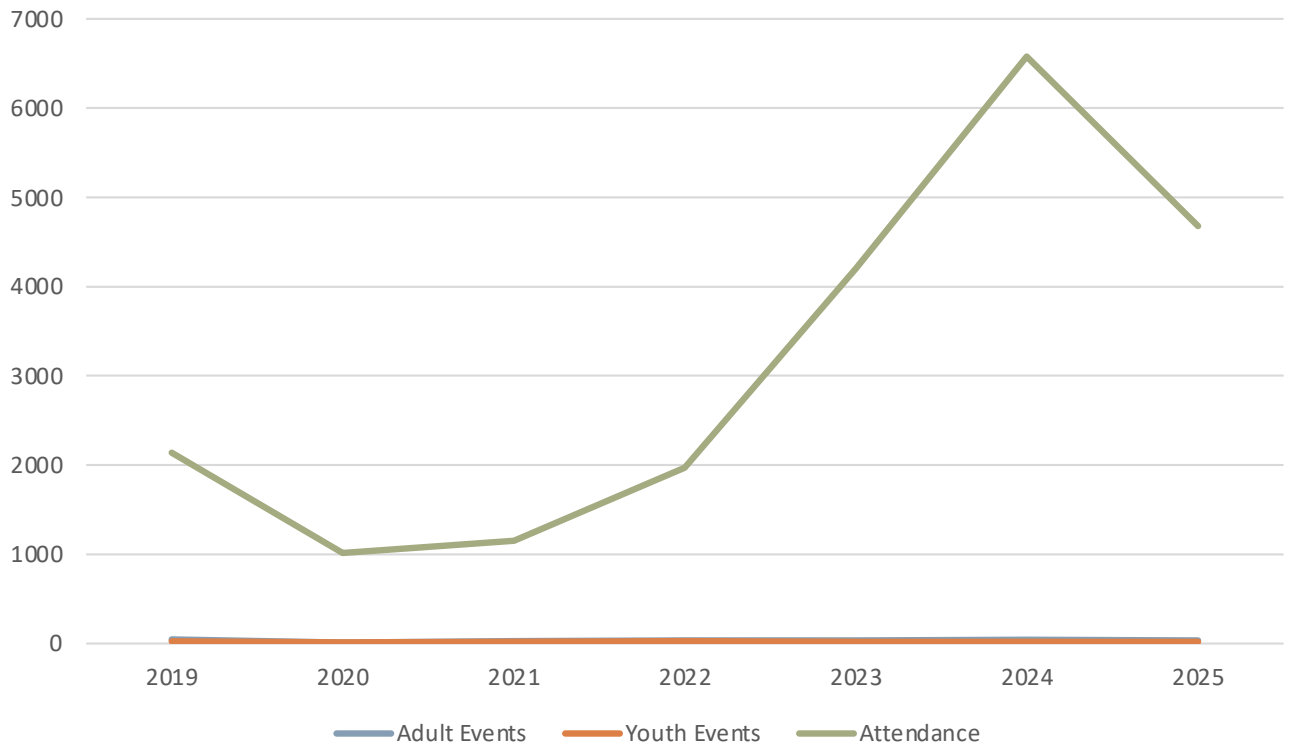
BORROWING_August



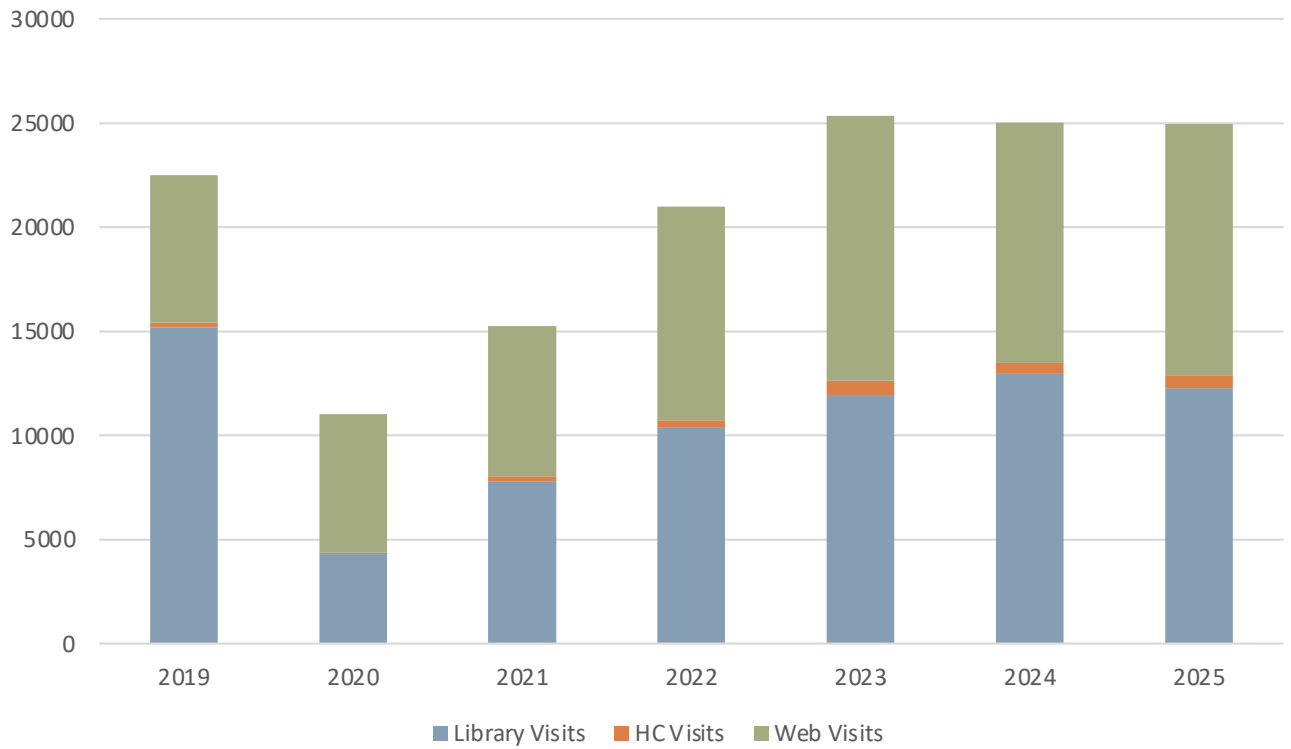
MEMBERS_August



EVENTS_August



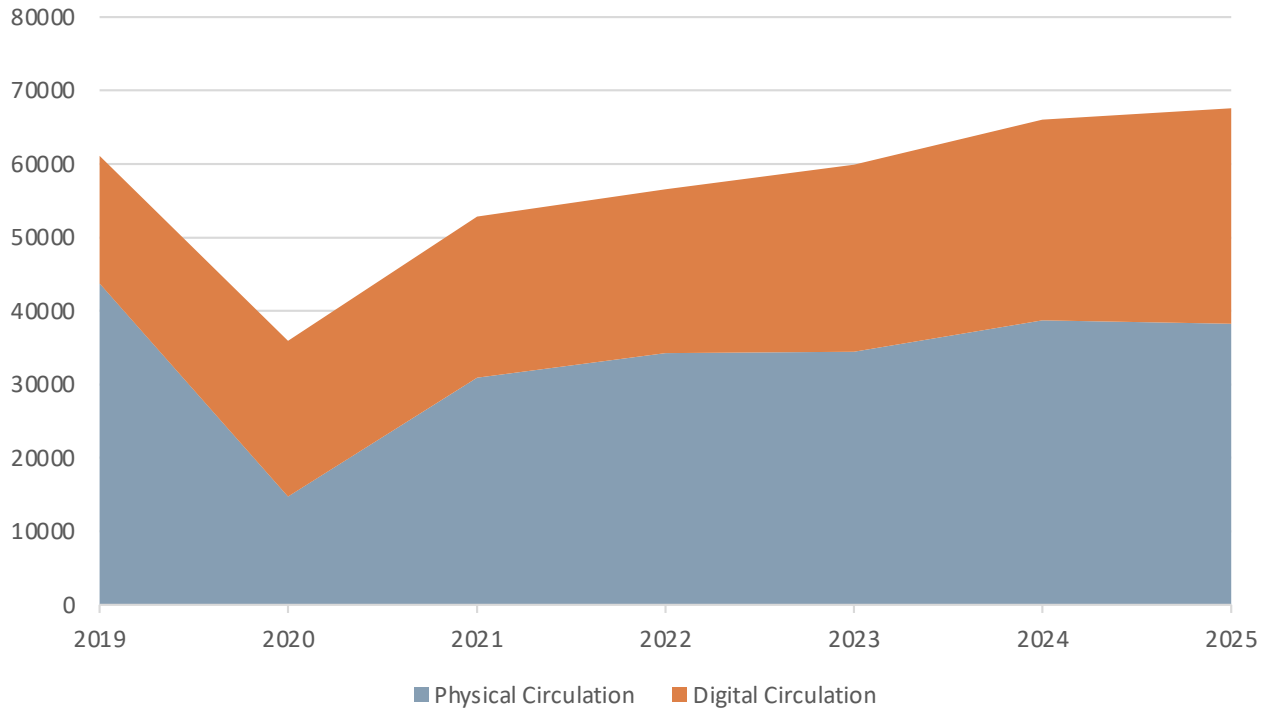
ENGAGEMENT_August



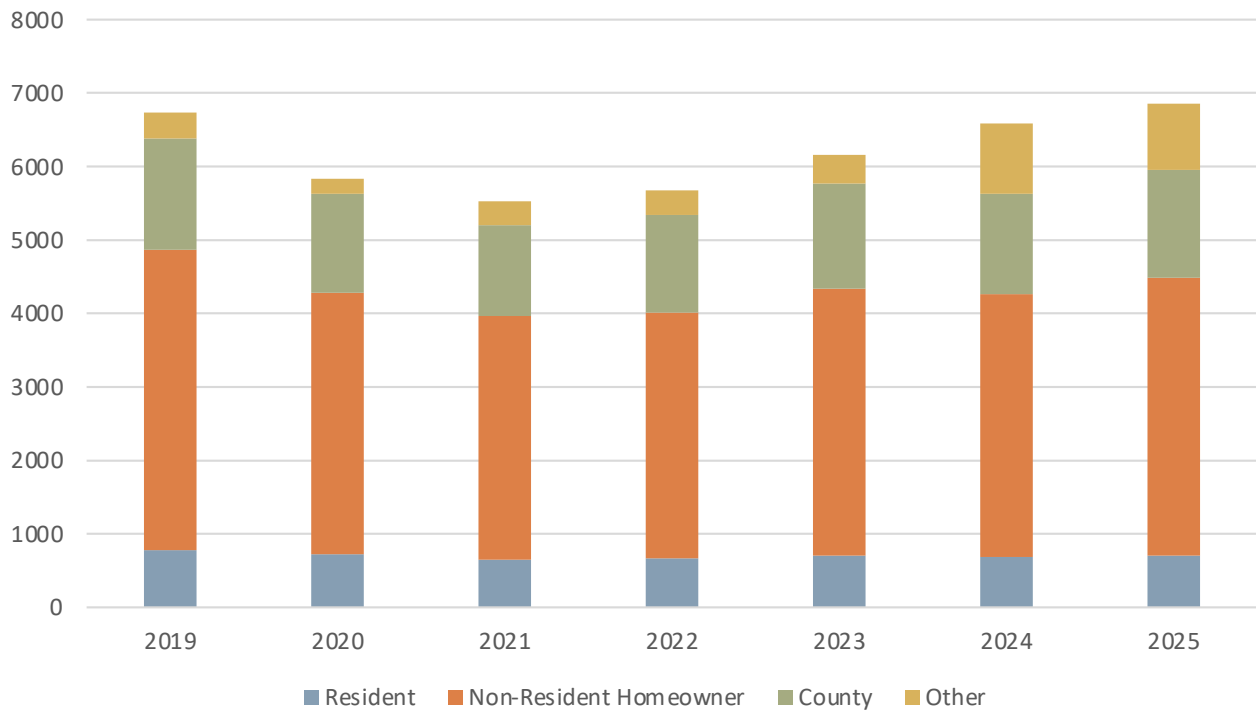
August Year-to-Year

BORROWING							
	2019	2020	2021	2022	2023	2024	2025
All Circulation	21588	14850	18773	19721	20672	23136	23892
Juvenile Print Circulation	3844	2018	3320	3599	3710	4911	5008
Physical Circulation	15697	7580	11153	11647	11799	13743	13632
Digital Circulation	5791	7270	7620	8074	8873	9254	9976
PATRONS							
	2019	2020	2021	2022	2023	2024	2025
Resident	776	723	653	665	706	688	706
Non-Resident Homeowner	4089	3559	3314	3345	3628	3580	3782
County	1514	1351	1233	1328	1433	1362	1468
Other	354	200	325	336	390	956	903
Total Patrons	6733	5833	5525	5674	6157	6586	6859
EVENTS							
	2019	2020	2021	2022	2023	2024	2025
Adult Events	46	11	31	37	38	41	35
Youth Events	25	13	17	24	22	22	21
Total Events	71	24	48	61	60	63	56
Attendance	2138	1015	1154	1967	4203	6578	4678
ENGAGEMENT							
	2019	2020	2021	2022	2023	2024	2025
Library Visits	15167	4300	7773	10407	11949	12954	12265
HC Visits	247	66	250	316	689	524	628
Web Visits	7074	6663	7240	10260	12712	11532	12064

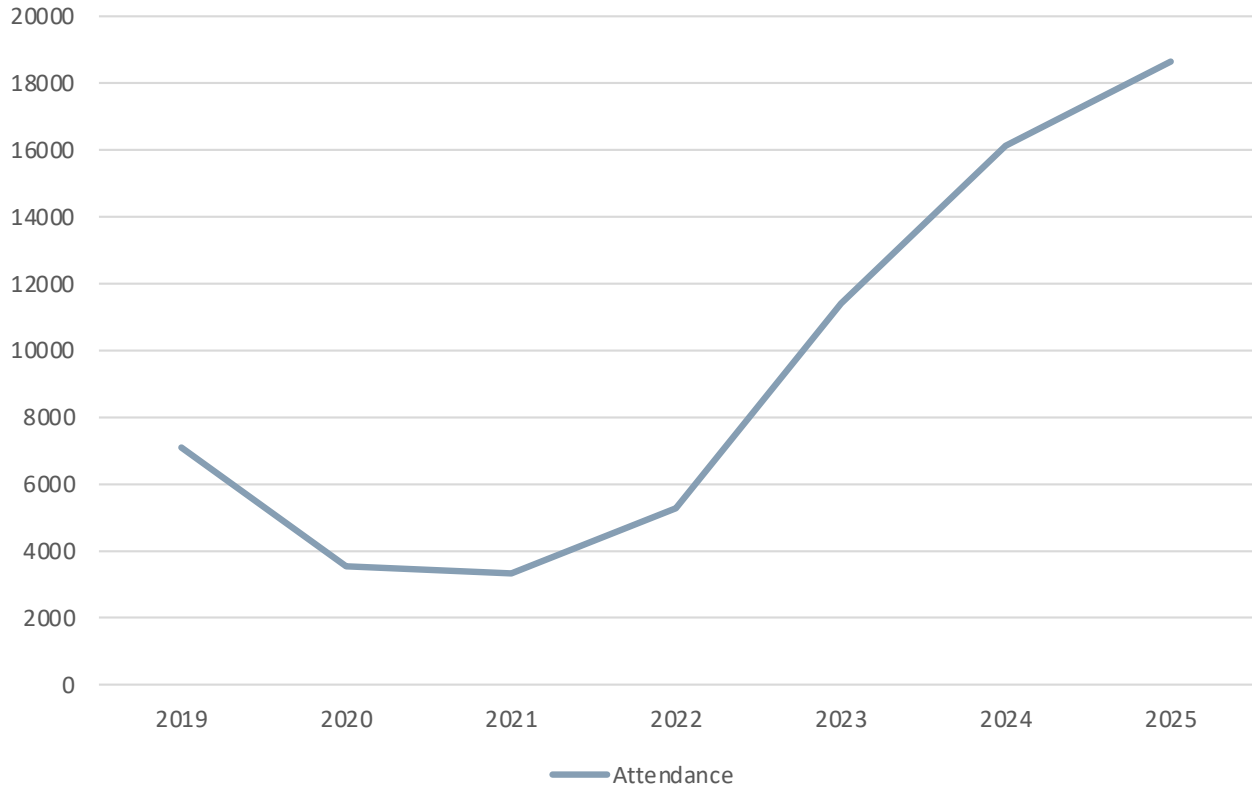
BORROWING_SUMMER



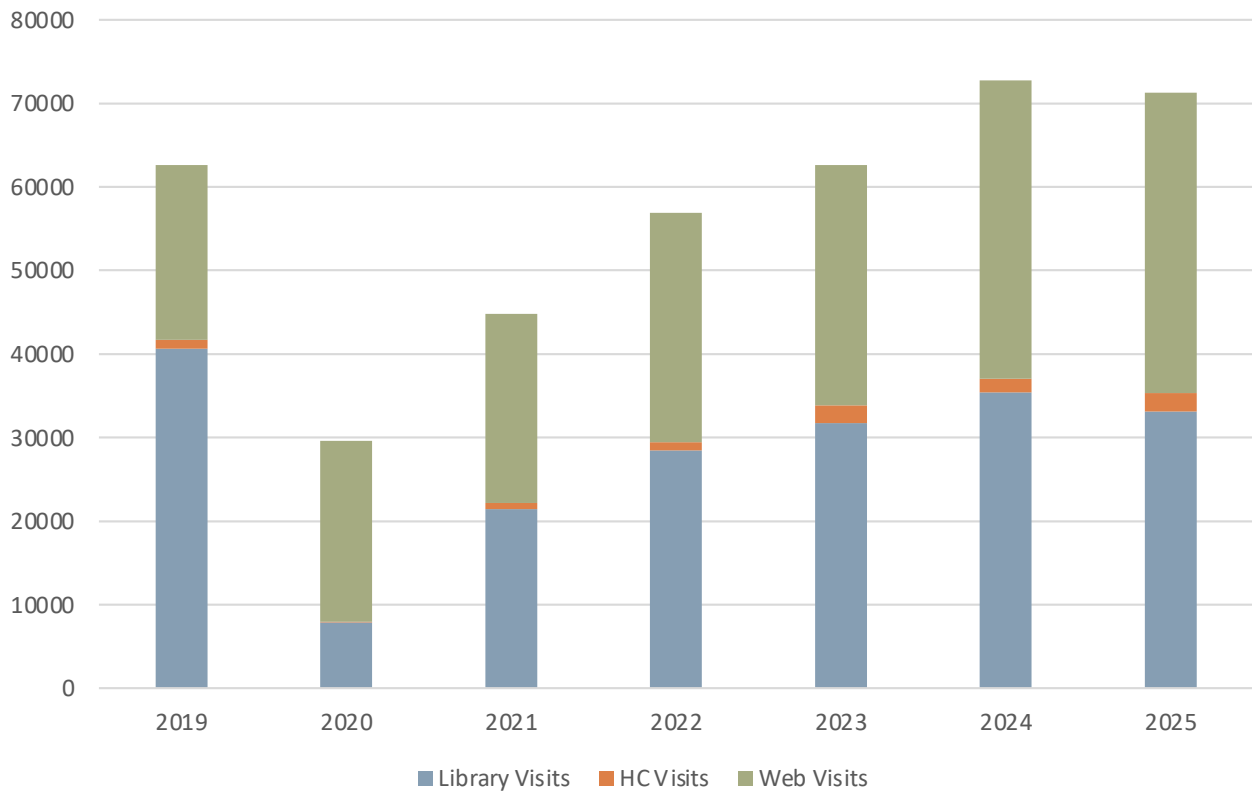
PATRONS_SUMMER



EVENTS_SUMMER



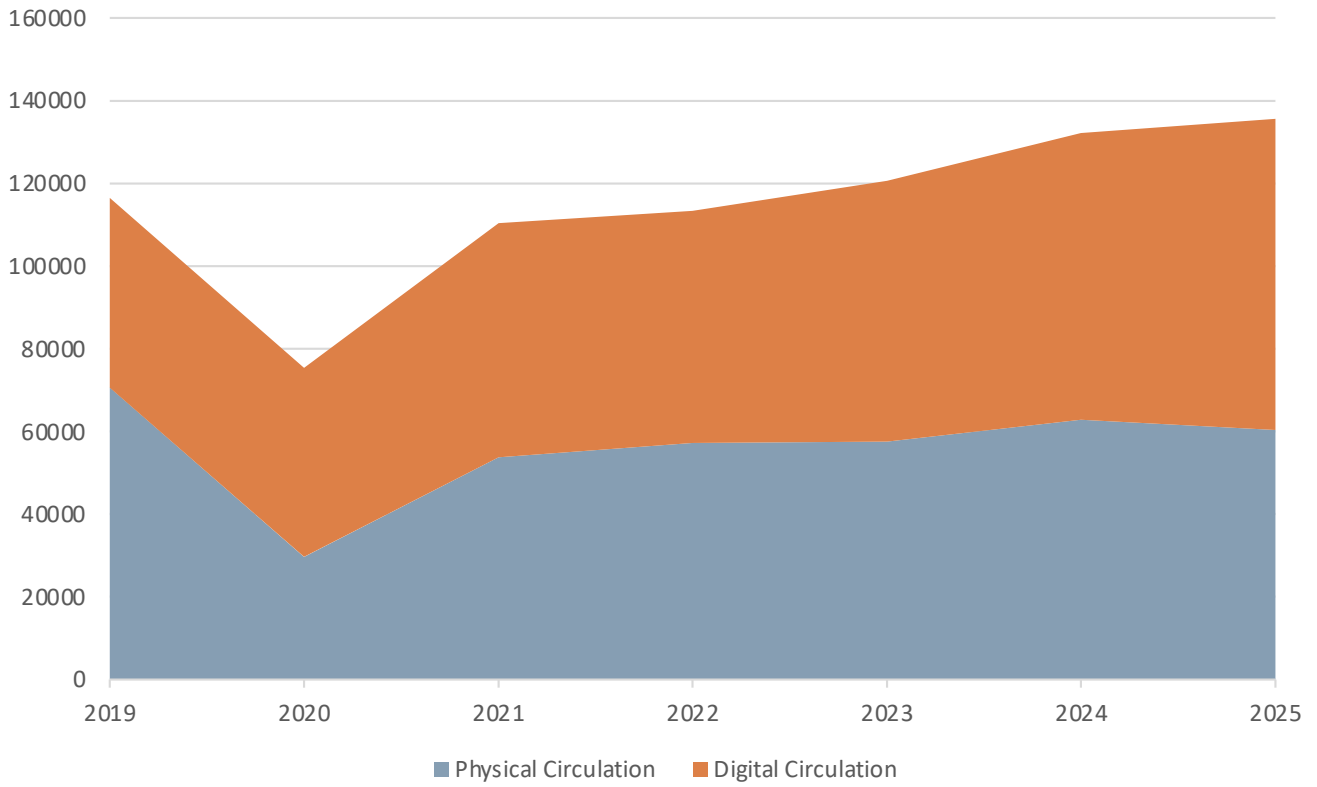
ENGAGEMENT_SUMMER



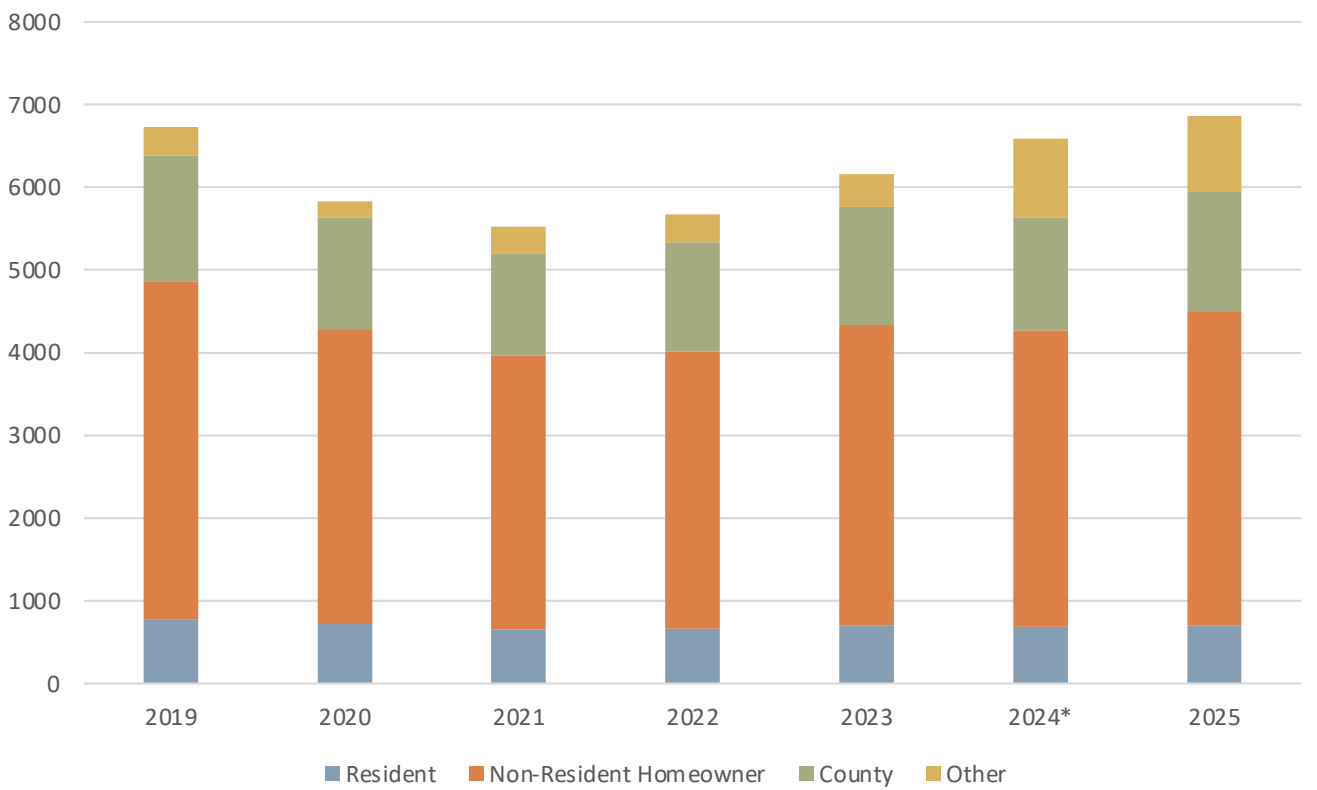
Summer (June, July, August) Year-to-Year

BORROWING							
	2019	2020	2021	2022	2023	2024	2025
All Circulation	61218	35980	52806	56607	59947	66513	68237
Juvenile Print Circulation	11013	3674	9194	11073	11747	14105	14101
Physical Circulation	43761	14735	30910	34272	34491	38710	38216
Digital Circulation	17357	21245	21896	22330	25456	27322	29374
PATRONS							
	2019	2020	2021	2022	2023	2024	2025
Resident	776	723	653	665	706	688	706
Non-Resident Homeowner	4089	3559	3314	3345	3628	3580	3782
County	1514	1351	1233	1328	1433	1362	1468
Other	354	200	325	336	390	956	903
Total Patrons	6733	5833	5525	5674	6157	6586	6859
EVENTS							
	2019	2020	2021	2022	2023	2024	2025
Adult Events	136	58	92	95	116	122	109
Youth Events	68	36	44	61	56	56	55
Total Events	204	94	136	156	172	178	164
Attendance	7097	3548	3328	5285	11405	16125	18645
ENGAGEMENT							
	2019	2020	2021	2022	2023	2024	2025
Library Visits	40639	7845	21464	28448	31716	35398	33117
HC Visits	1040	97	685	1024	2164	1662	2171
Web Visits	20978	21650	22676	27430	28712	35703	35958

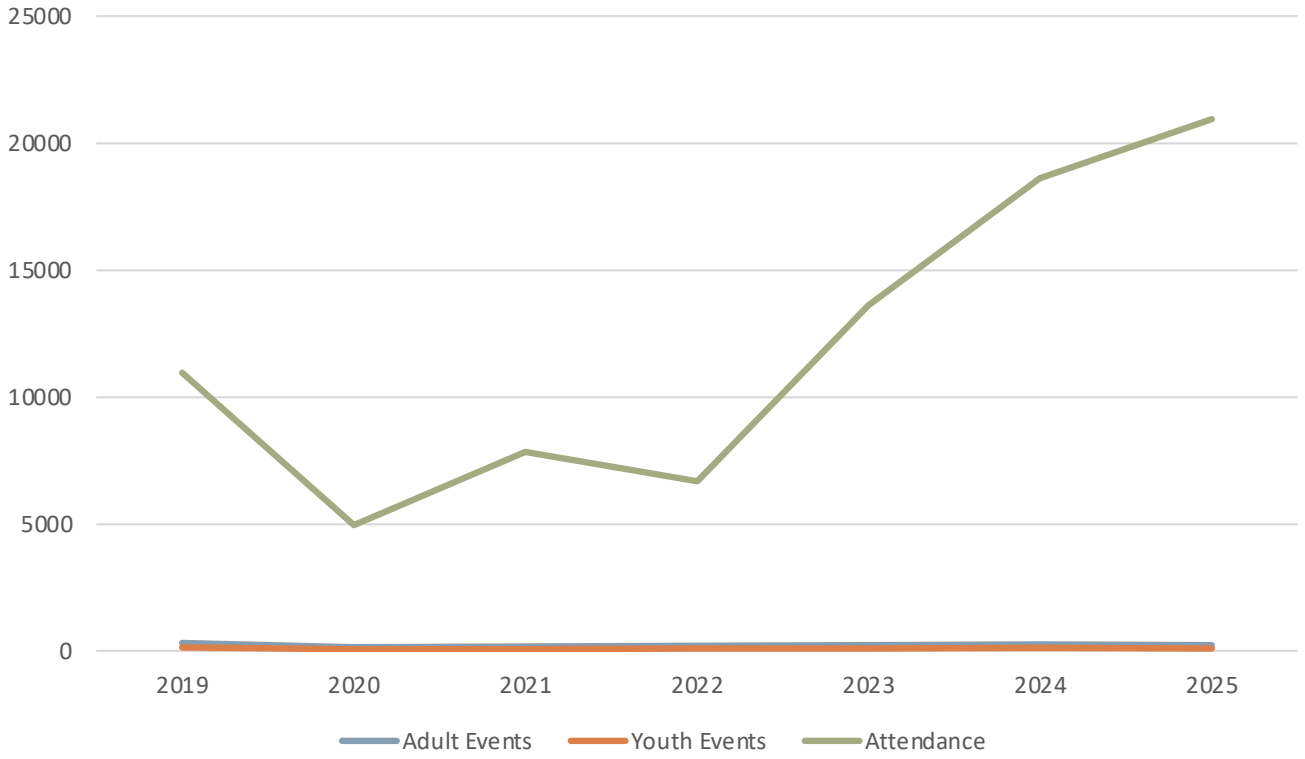
BORROWING_YTD



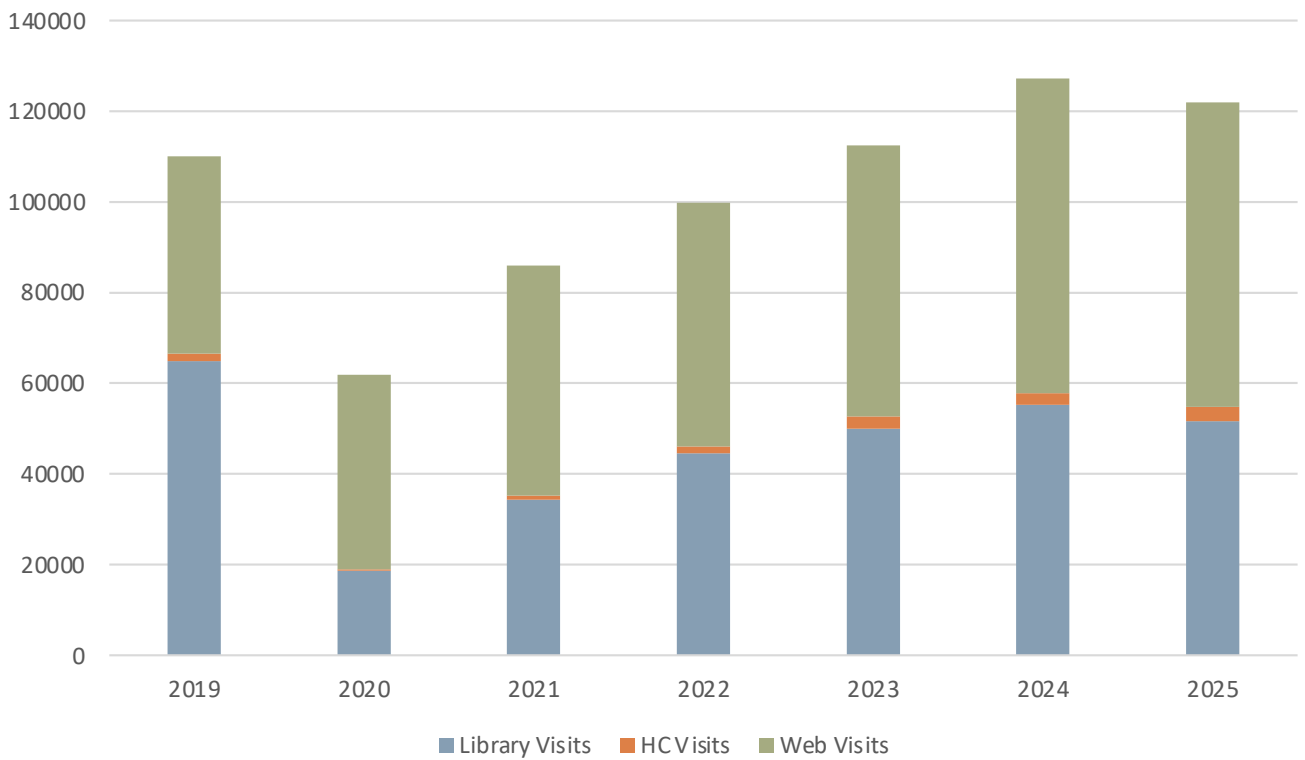
MEMBERS YTD



EVENTS YTD



ENGAGEMENT YTD



2025 YTD

BORROWING							
	2019	2020	2021	2022	2023	2024	2025
All Circulation	116498	75361	110424	113416	120608	133232	137325
Juvenile Print Circulation	14698	6441	15162	16158	17290	20026	19263
Physical Circulation	70643	29688	53750	57233	57569	62829	60276
Digital Circulation	45855	45673	56674	56178	63039	69301	75327
PATRONS							
	2019	2020	2021	2022	2023	2024*	2025
Resident	776	723	653	665	706	688	706
Non-Resident Homeowner	4089	3559	3314	3345	3628	3580	3782
County	1514	1351	1233	1328	1433	1362	1468
Other	354	200	325	336	390	956	903
Total Patrons	6733	5833	5525	5674	6157	6586	6859
EVENTS							
	2019	2020	2021	2022	2023	2024	2025
Adult Events	312	144	175	205	226	244	227
Youth Events	138	62	74	106	102	112	103
Total Events	450	206	249	311	328	356	330
Attendance	10966	4954	7834	6675	13622	18616	20944
ENGAGEMENT							
	2019	2020	2021	2022	2023	2024	2025
Library Visits	64908	18628	34369	44626	49959	55309	51633
HC Visits	1582	335	896	1393	2722	2501	3115
Web Visits	43495	42930	50772	53828	59766	69348	67204
*Youth separated from resident, NR, and county data starting January 2024.							