

MEMBERS

TOTAL 6,260 / 5,883
Resident 676 / 657
Nonresident 3,436 / 3,215
County 1,394 / 1,263
Seasonal 44 / 51
Other 551 / 557
eCard 159 / 140
New Patrons 61 / 79



Membership numbers up vs. same time previous year across all patron groups.

BORROWING

Circulation 15,247 / 14,429
Physical 6,293 / 5,829
Digital 8,779 / 8,480
Acquisitions 451 / 721
Print 397 / 441
AV 12 / 90
Digital 50 / 190



Overall circulation slightly up vs. May 2024.
Physical & digital borrowing both up vs. previous year.

EVENTS

Adult events 27 / 24
Children's events 8 / 9
Attendance 527 / 637



Popular May events included the Spring Puzzle Swap and Kids' Book Bingo.

HISTORY CENTER OBJECTS

Cataloged 111 / 27
Digitized 111 / 100

TECH & SOCIAL

PC use 289 / 285
Wi-Fi use 2418 / 1,178
Printing 7,269 / 4,915
Website Visits 7,269 / 8,117
Lib Facebook Reach 4,764 (down vs. previous month)
HC Facebook Reach 41,234 (up)
Lib Instagram Reach 8,807 (up)
HC Instagram Reach 1,58 (down)
Lib Follows/Likes 41 (up)
HC Follows/Likes 36 (up)



Significant growth in WiFi use and printing vs. the same time last year.

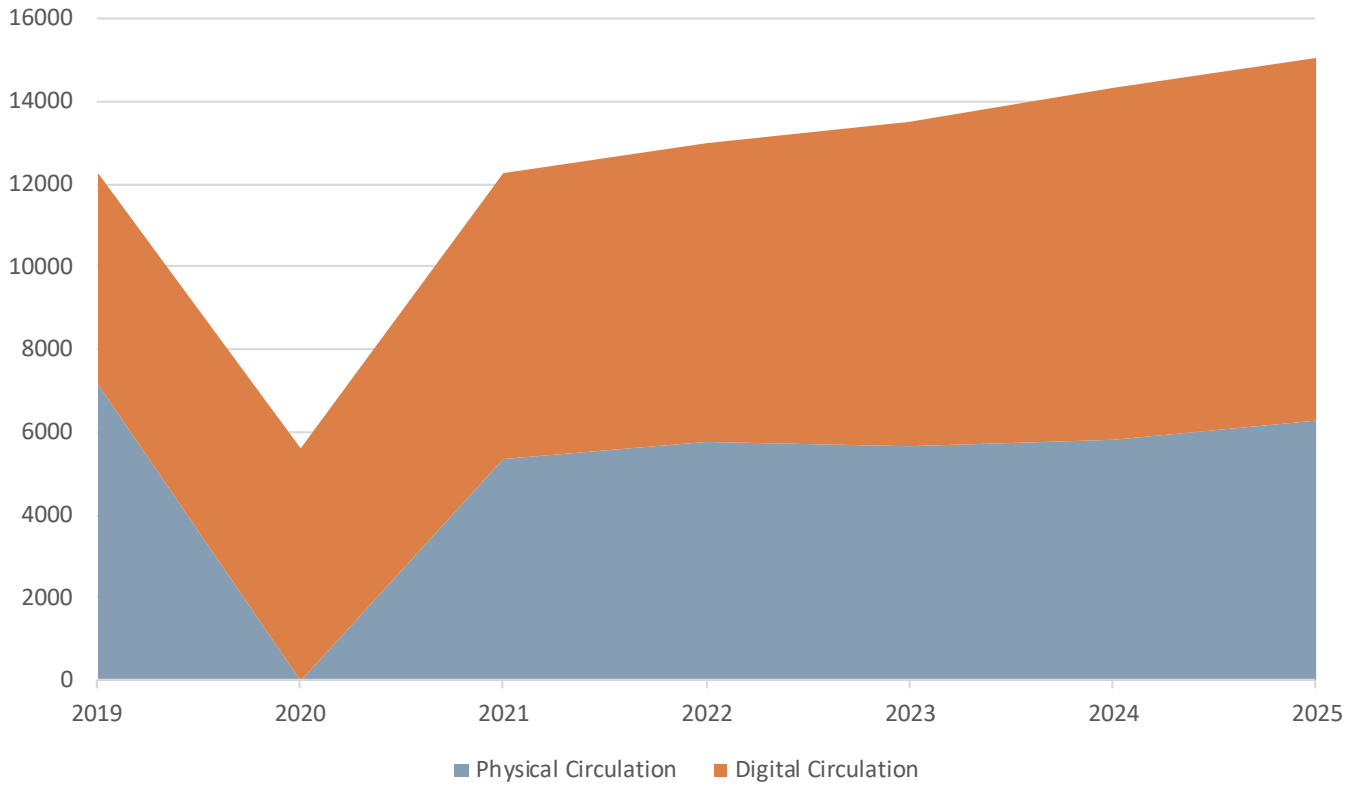
WELCOMED ONSITE

Library 5,525 / 5,585
History Center 329 / 235

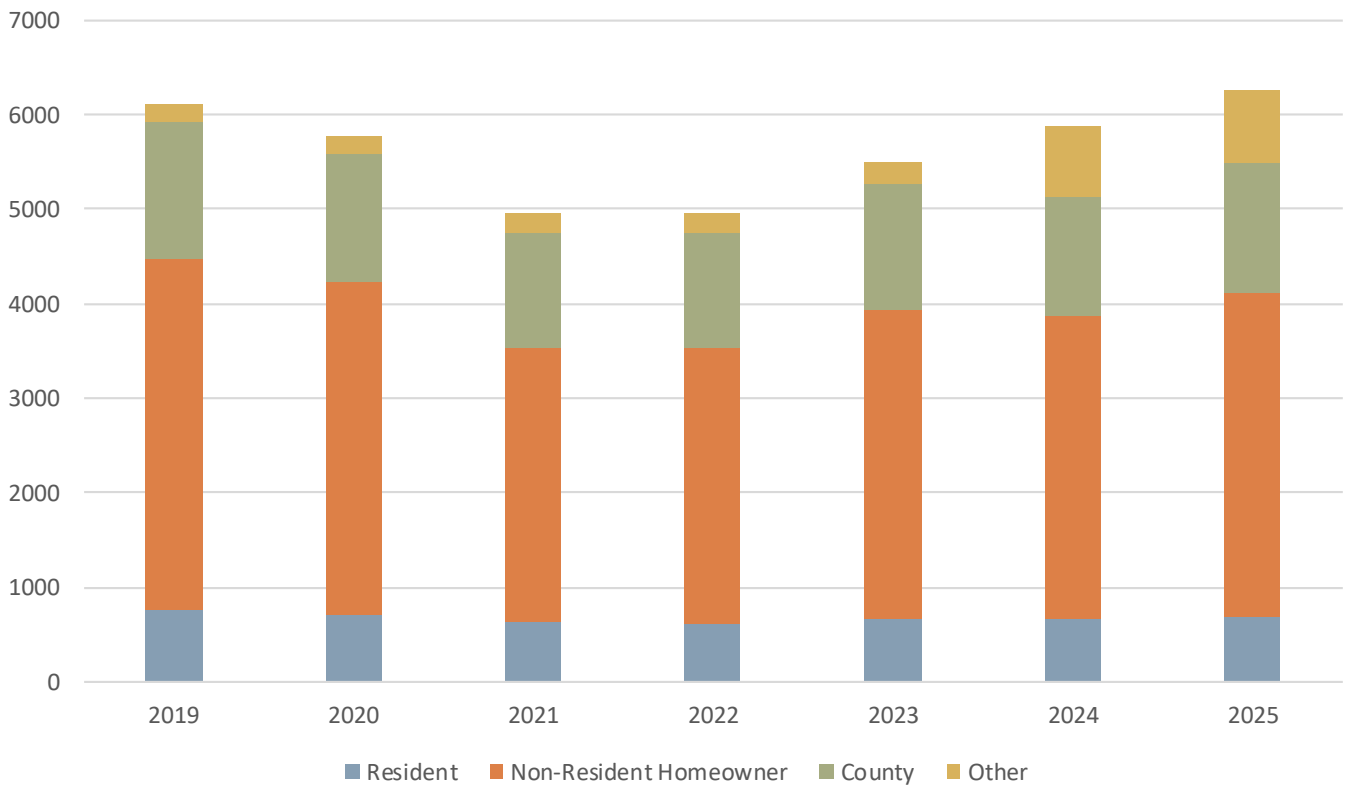


Onsite engagement at the library on par with May 2024, while the museum saw substantial growth.

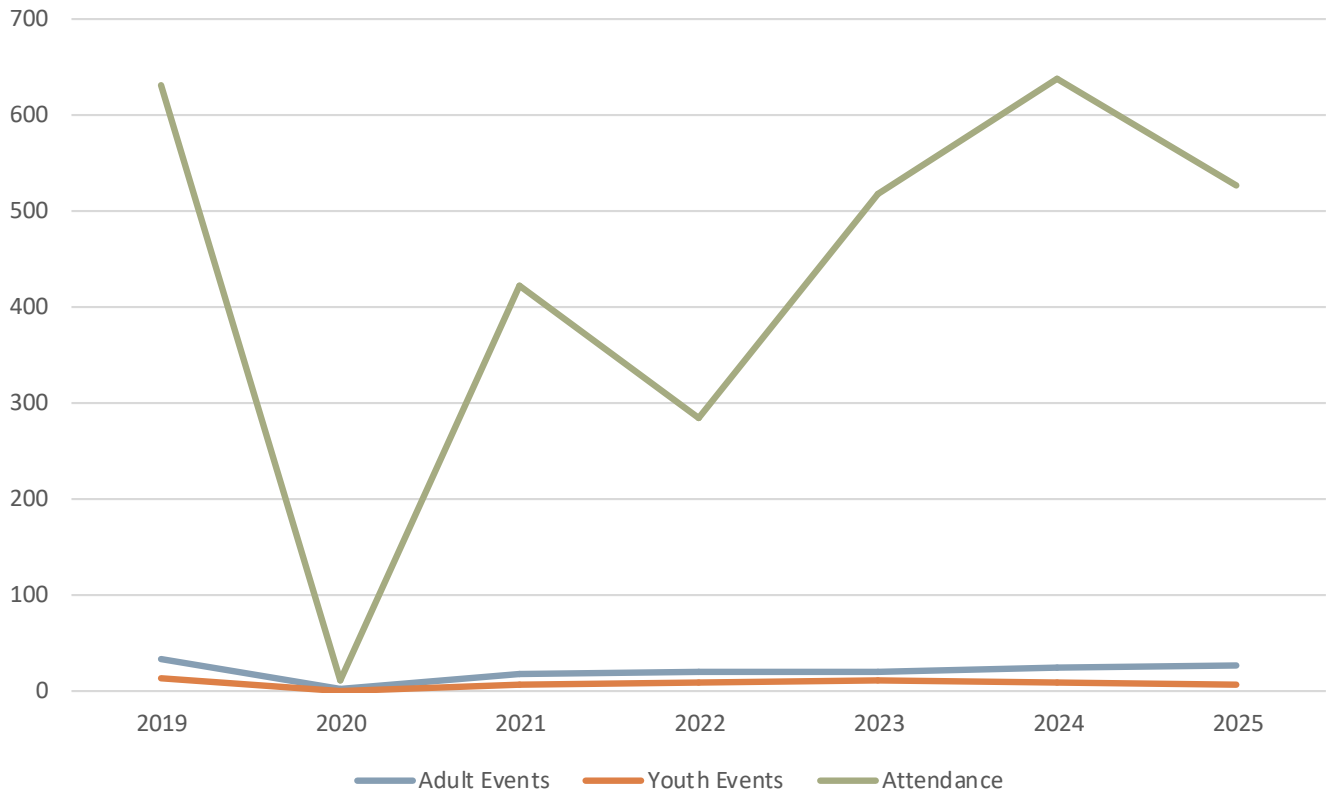
BORROWING_May



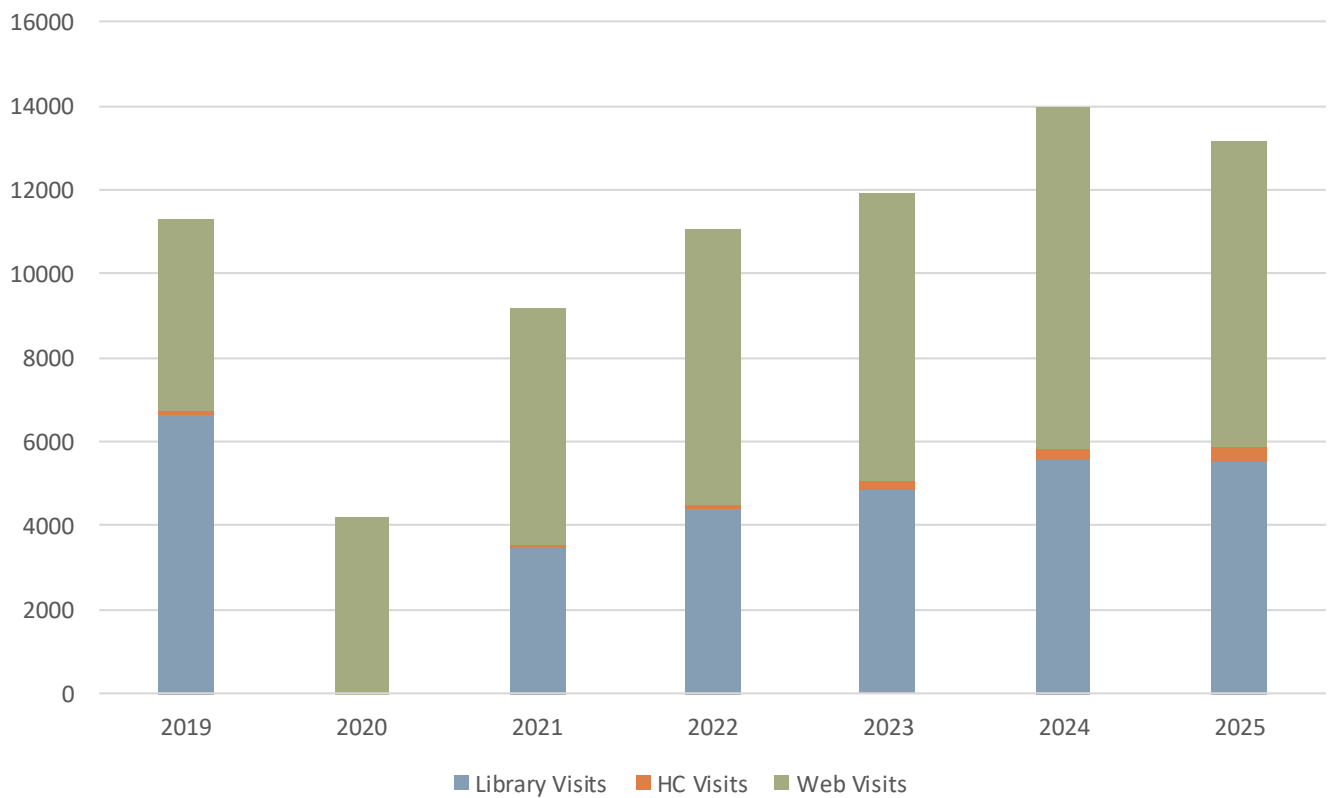
MEMBERS_May



EVENTS_May



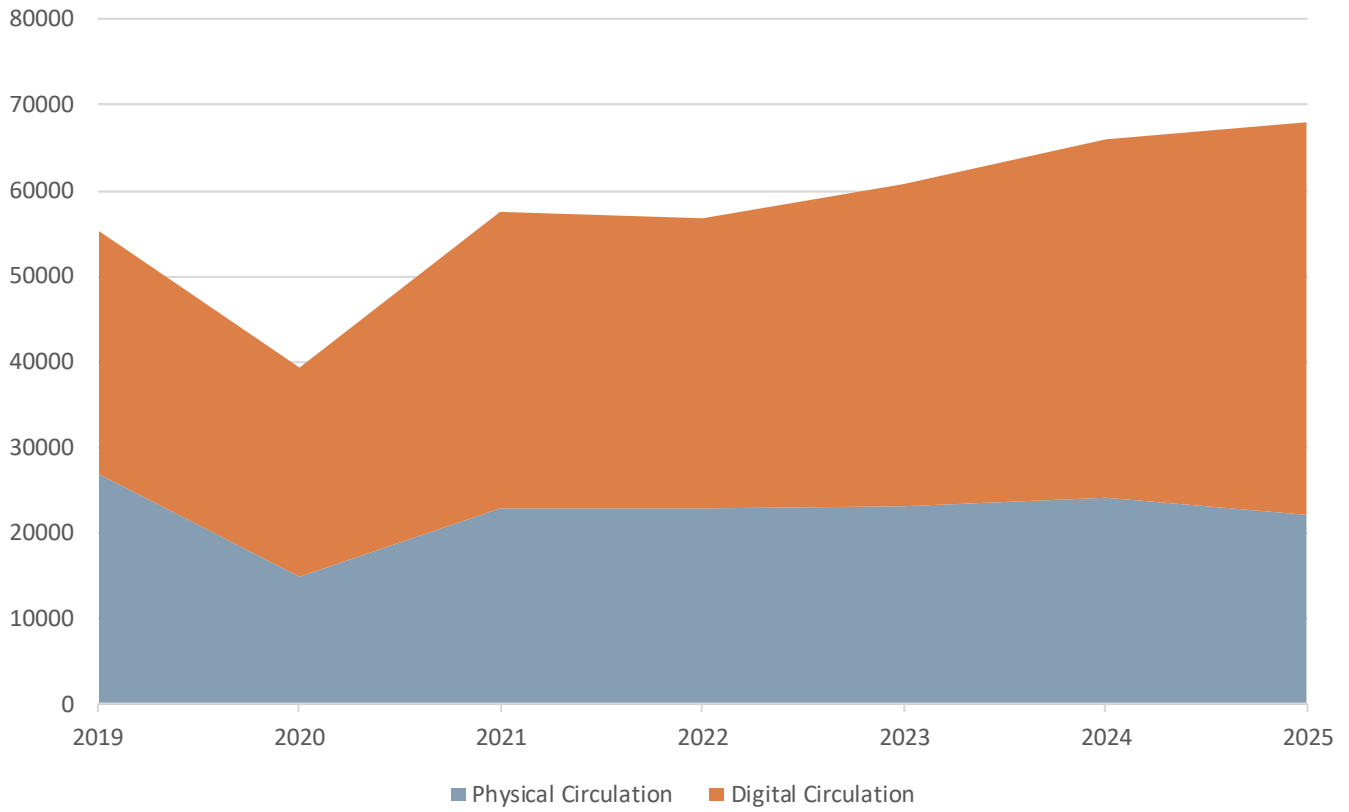
ENGAGEMENT_May



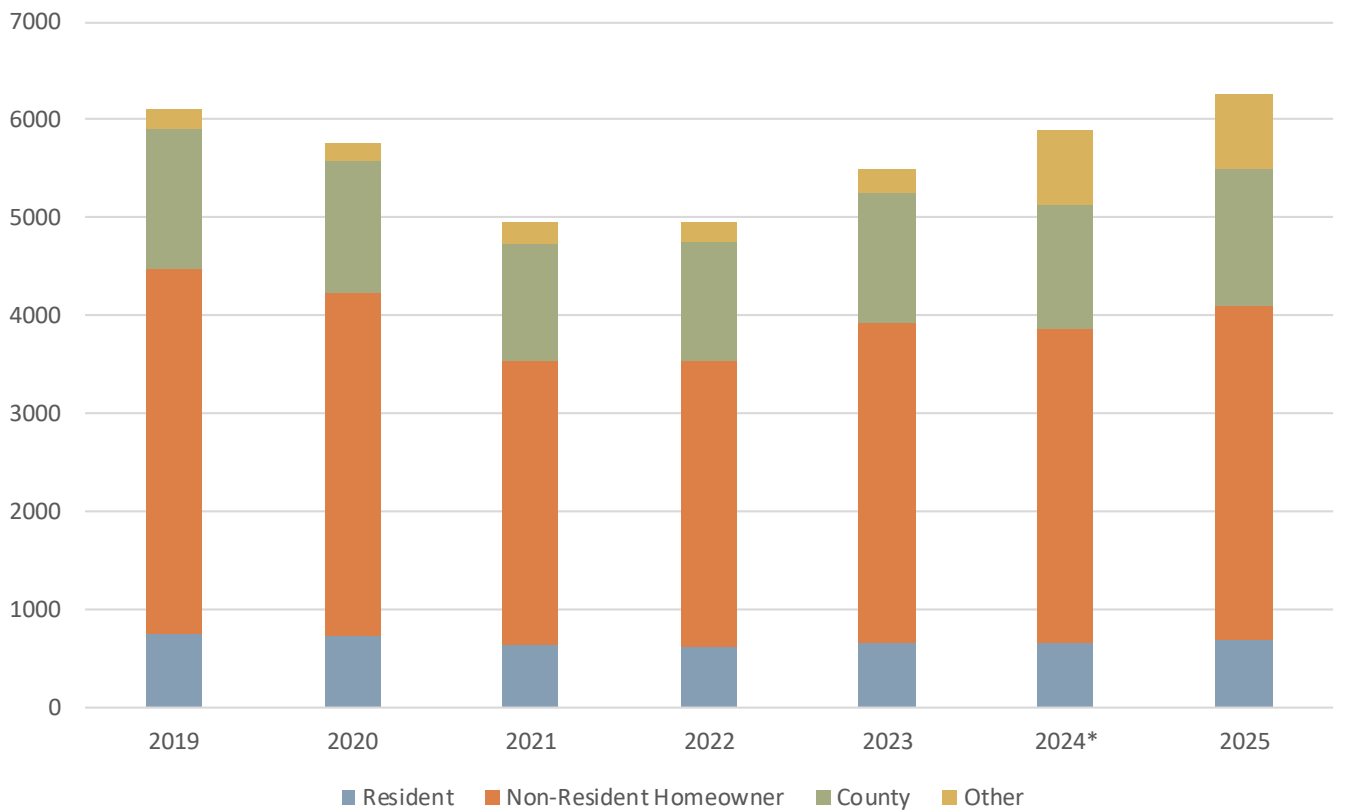
May Year-to-Year

BORROWING							
	2019	2020	2021	2022	2023	2024	2025
All Circulation	12278	5607	12256	12982	13483	14429	15247
Juvenile Print Circulation	1094	0	1303	1354	1408	1442	1663
Physical Circulation	7143	0	5325	5772	5683	5829	6293
Digital Circulation	5135	5607	6931	7210	7800	8480	8779
PATRONS							
	2019	2020	2021	2022	2023	2024	2025
Resident	745	718	630	612	656	657	676
Non-Resident Homeowner	3734	3524	2910	2927	3280	3215	3436
County	1436	1347	1203	1211	1331	1263	1394
Other	192	176	200	203	231	748	754
Total Patrons	6107	5765	4943	4953	5498	5883	6260
EVENTS							
	2019	2020	2021	2022	2023	2024	2025
Adult Events	33	1	17	19	19	24	27
Youth Events	13	0	5	9	10	9	8
Total Events	46	1	22	28	29	33	35
Attendance	630	10	422	283	518	637	527
ENGAGEMENT							
	2019	2020	2021	2022	2023	2024	2025
Library Visits	6637	0	3470	4408	4836	5585	5525
HC Visits	121	0	61	116	217	235	329
Web Visits	4573	4196	5632	6536	6852	8117	7269

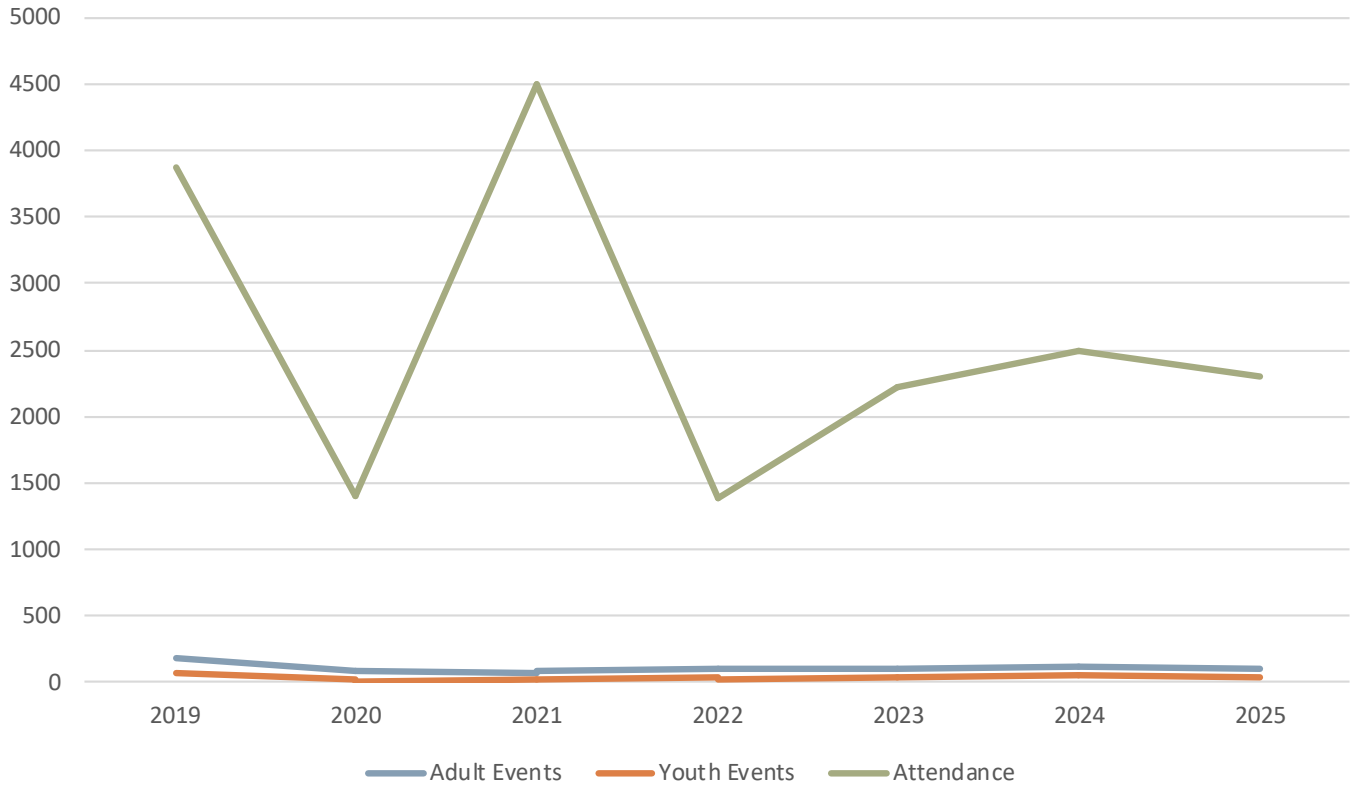
BORROWING_YTD



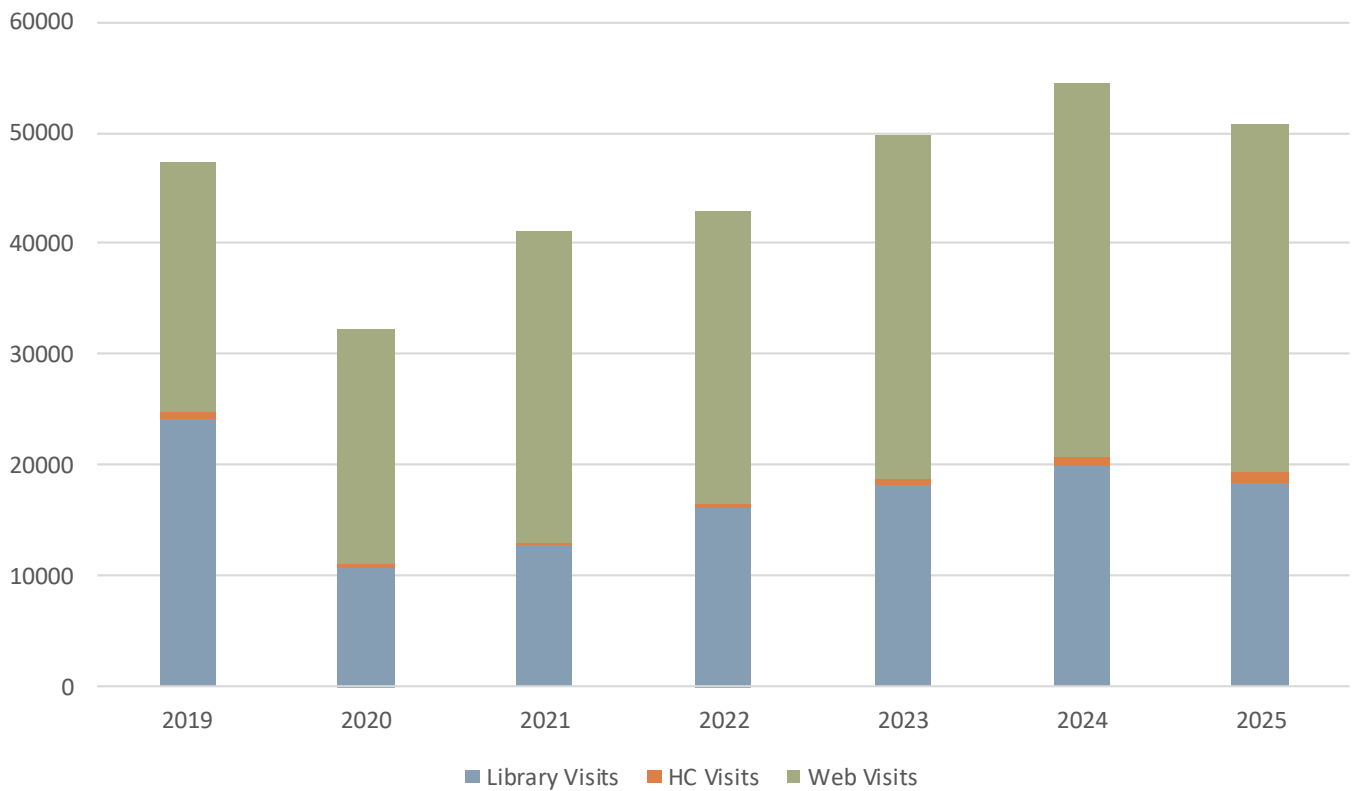
MEMBERS YTD



EVENTS YTD



ENGAGEMENT YTD



2025 YTD

BORROWING							
	2019	2020	2021	2022	2023	2024	2025
All Circulation	55280	39381	57618	56809	60661	66719	69088
Juvenile Print Circulation	3685	2767	5968	5085	5543	5921	5162
Physical Circulation	26882	14953	22840	22961	23078	24119	22060
Digital Circulation	28498	24428	34778	33848	37583	41979	45953
PATRONS							
	2019	2020	2021	2022	2023	2024*	2025
Resident	745	718	630	612	656	657	676
Non-Resident Homeowner	3734	3524	2910	2927	3280	3215	3436
County	1436	1347	1203	1211	1331	1263	1394
Other	192	176	200	203	231	748	754
Total Patrons	6107	5765	4943	4953	5498	5883	6260
EVENTS							
	2019	2020	2021	2022	2023	2024	2025
Adult Events	176	86	83	110	110	122	118
Youth Events	70	26	30	45	46	56	48
Total Events	246	112	113	155	156	178	166
Attendance	3869	1406	4506	1390	2217	2491	2299
ENGAGEMENT							
	2019	2020	2021	2022	2023	2024	2025
Library Visits	24269	10783	12905	16178	18243	19911	18516
HC Visits	542	238	211	369	558	839	944
Web Visits	22517	21280	28096	26398	31054	33645	31246