

MEMBERS

TOTAL 6,202 / 5,767
Resident 673 / 641
Nonresident 3,385 / 3,150
County 1,389 / 1,252
Seasonal 39 / 48
Other 550 / 545
eCard 166 / 131
New Patrons 33 / 52



Membership up vs. same time previous year.

BORROWING

Circulation 13,220 / 13,393
Physical 4,270 / 4,805
Digital 8,767 / 8,452
Acquisitions 532 / 676
Print 279 / 212
AV 13 / 67
Digital 67 / 397



Overall circulation slightly down vs. April 2024.
Physical borrowing down vs. previous year, digital up.

EVENTS

Adult events 28 / 31
Children's events 9 / 10
Attendance 656 / 531



Strong turnout for the family event the Friday before Easter – 117. Other popular April events included Hometown Reflections and the Feature Film showing.

HISTORY CENTER OBJECTS

Cataloged TBD / 0
Digitized TBD / 365

TECH & SOCIAL

PC use 238 / 257
Wi-Fi use 1,950 / 650
Printing 4,925 / 3,288
Website Visits 6,275 / 7,304
Lib Facebook Reach 9,722 (up vs. previous month)
HC Facebook Reach 12,146 (down)
Lib Instagram Reach 1,124 (up)
HC Instagram Reach 1,489 (down)
Lib Follows/Likes 41 (up)
HC Follows/Likes 25 (down)



The growth in computer & Wi-Fi use continued for a second month, a shift in recent trends.

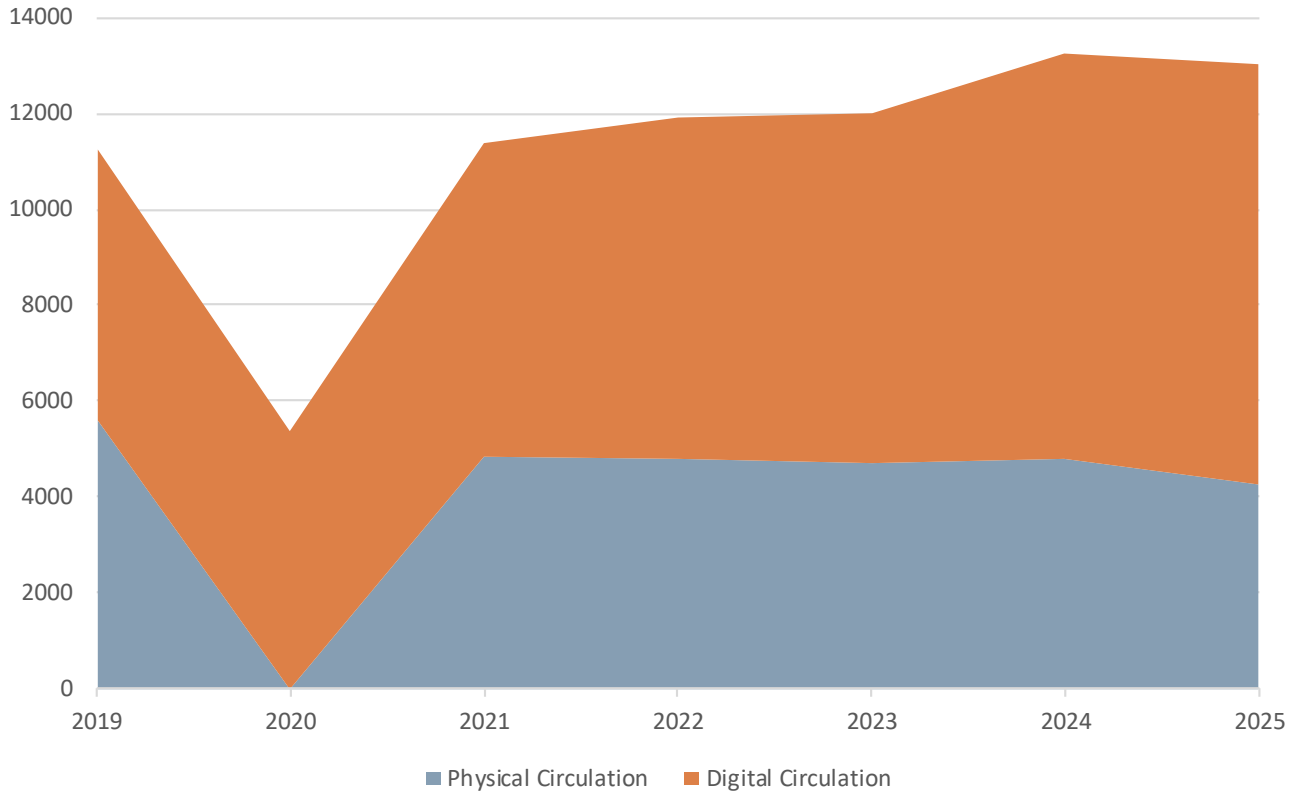
WELCOMED ONSITE

Library 3,918 / 4,228
History Center 333 / 116

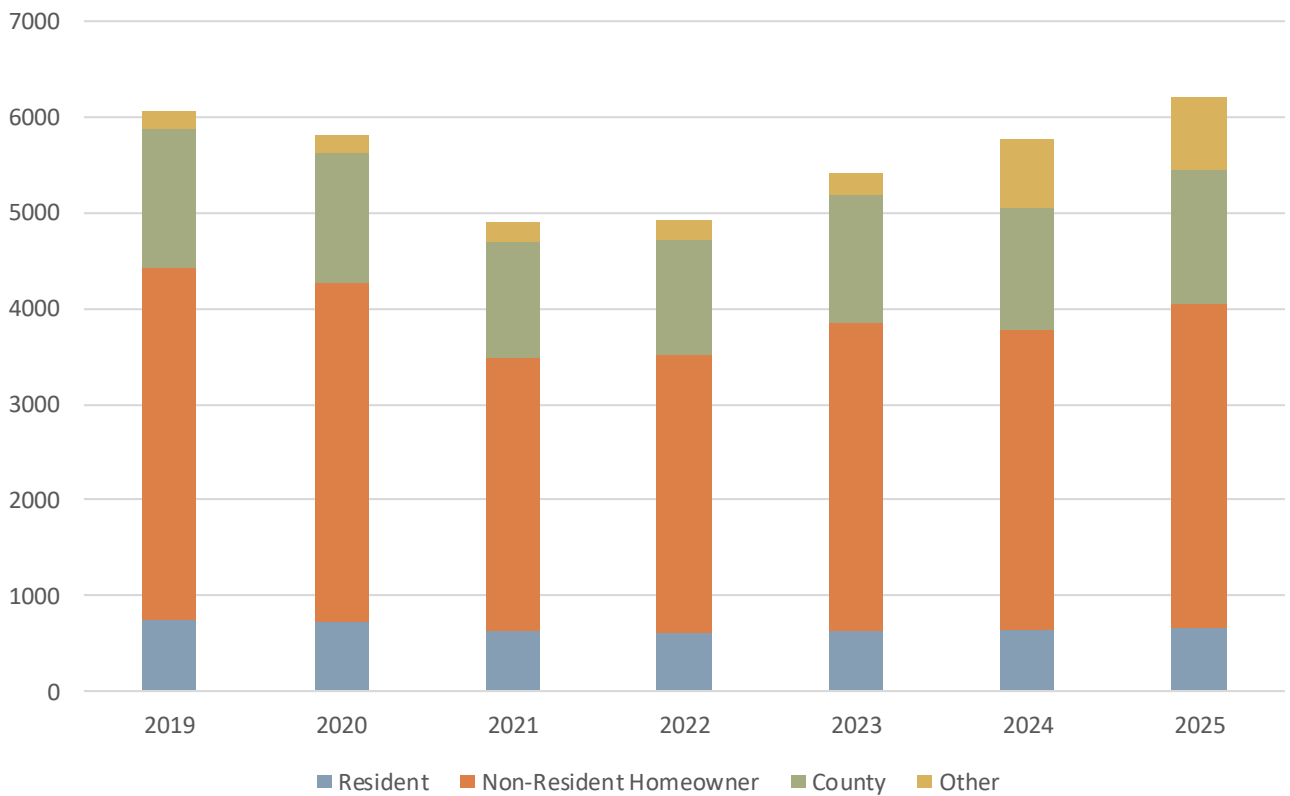


Onsite engagement at the library down vs. April 2024, while the museum saw substantial growth.

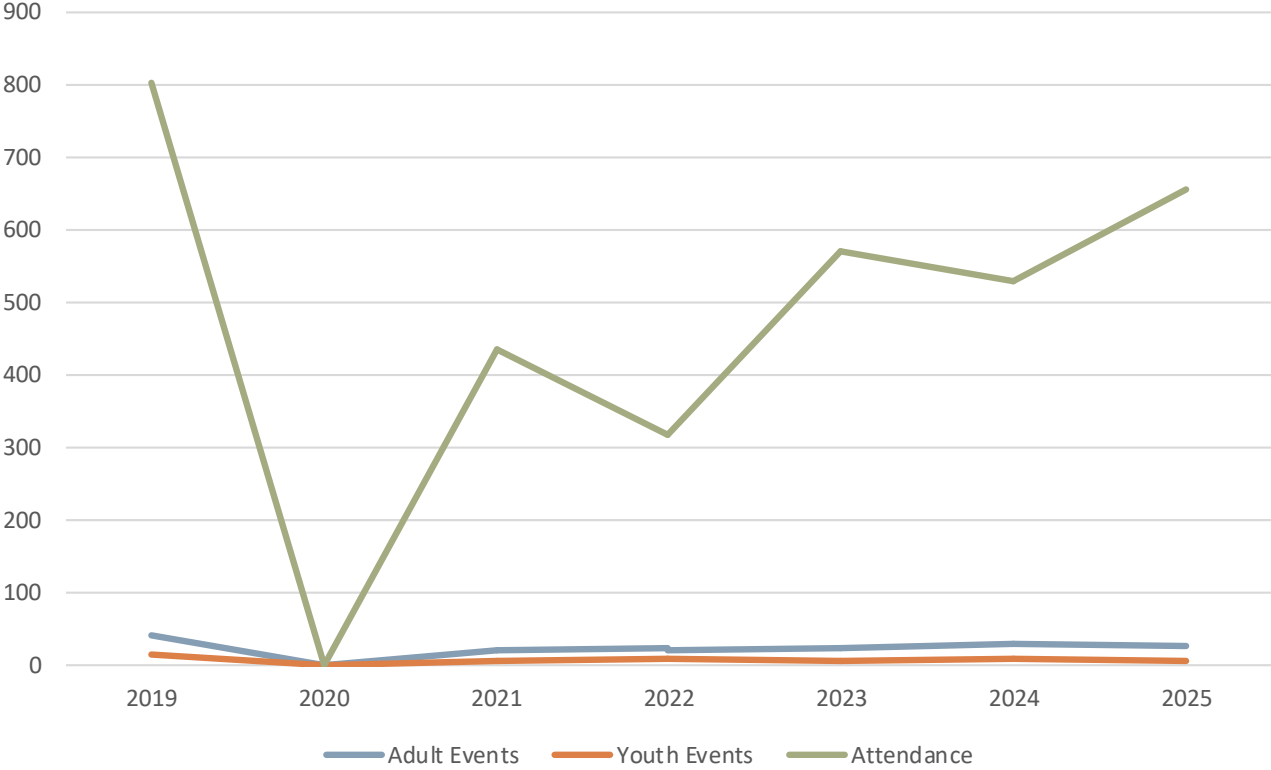
BORROWING_April



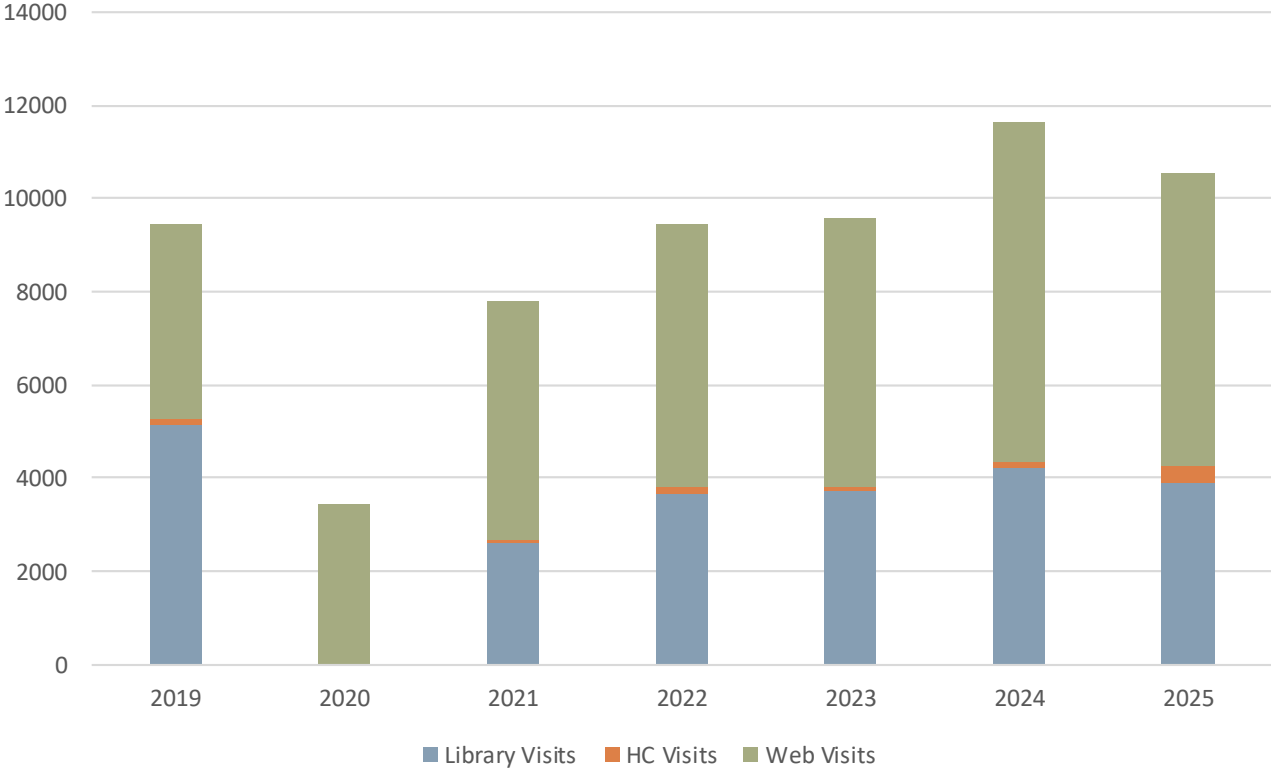
MEMBERS_April



EVENTS_April



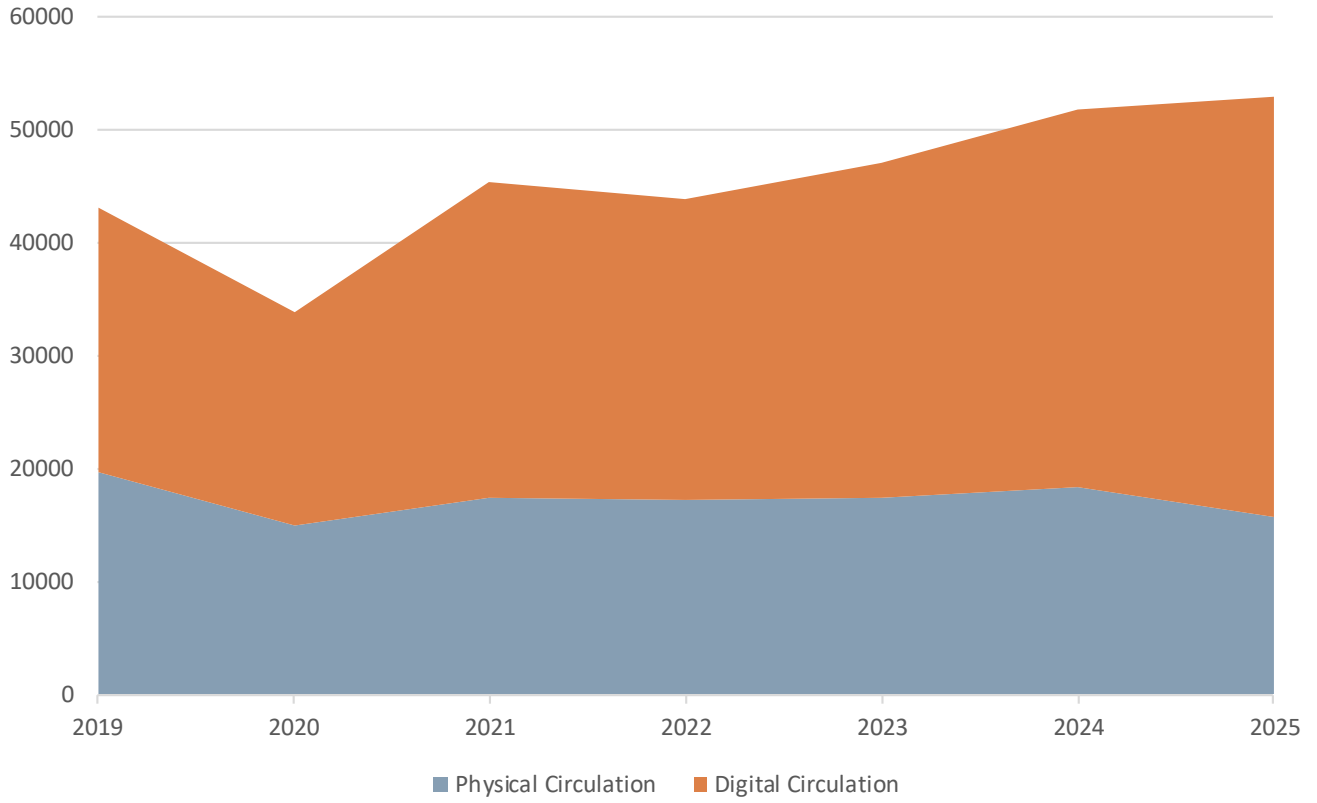
ENGAGEMENT_April



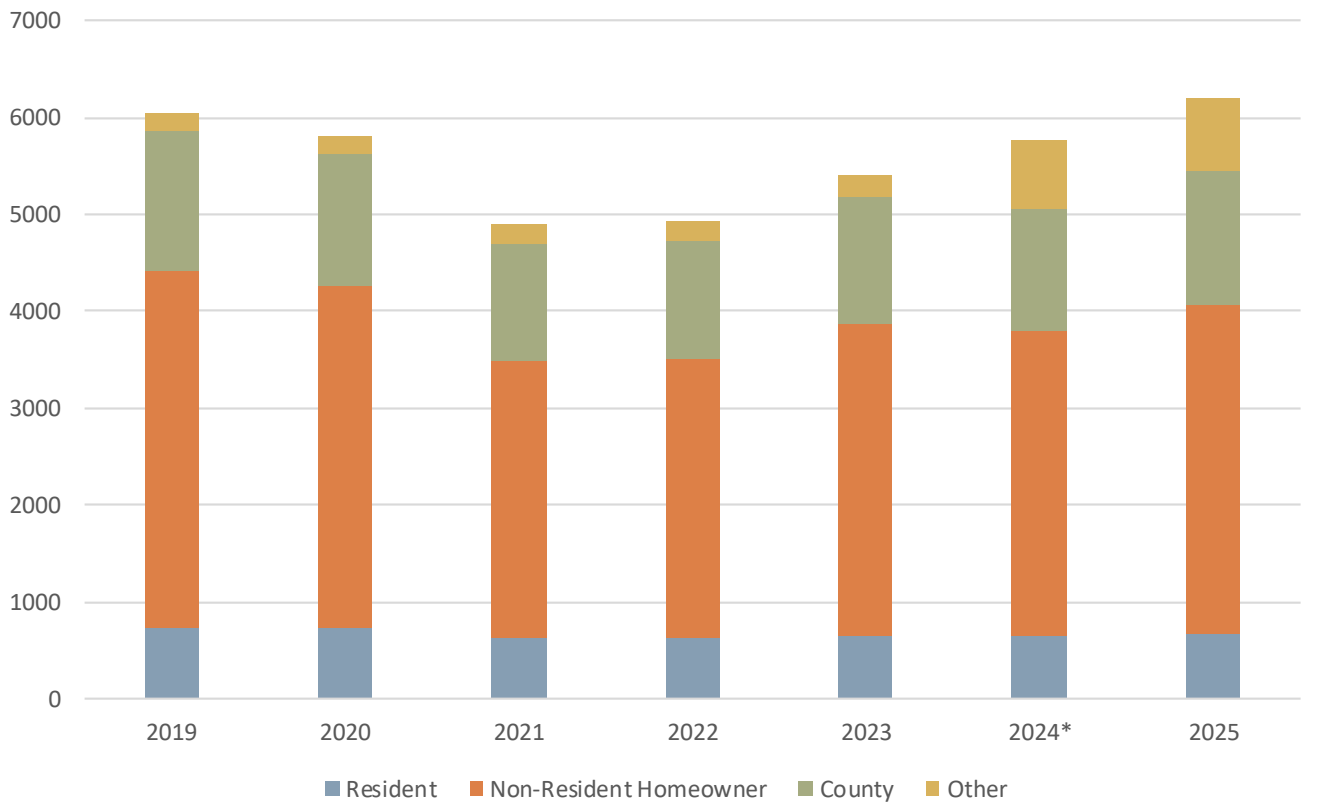
April Year-to-Year

BORROWING							
	2019	2020	2021	2022	2023	2024	2025
All Circulation	11129	5392	11371	11902	12003	13,393	13,220
Juvenile Print Circulation	750	0	1477	1024	1289	1122	899
Physical Circulation	5608	0	4856	4782	4712	4805	4270
Digital Circulation	5621	5392	6515	7120	7291	8452	8767
PATRONS							
	2019	2020	2021	2022	2023	2024	2025
Resident	744	727	635	616	648	641	673
Non-Resident Homeowner	3679	3534	2849	2899	3206	3150	3385
County	1447	1362	1211	1208	1331	1252	1389
Other	181	178	195	202	222	724	755
Total Patrons	6051	5801	4890	4925	5407	5767	6202
EVENTS							
	VIRTUAL						
	2019	2020	2021	2022	2023	2024	2025
Adult Events	41	0	21	24	25	31	28
Youth Events	15	0	5	9	8	10	9
Total Events	56	0	26	33	33	41	37
Attendance	804	0	437	319	570	531	656
ENGAGEMENT							
	2019	2020	2021	2022	2023	2024	2025
Library Visits	5132	0	2612	3688	3725	4228	3918
HC Visits	143	0	60	113	101	116	333
Web Visits	4153	3448	5106	5643	5736	7304	6275

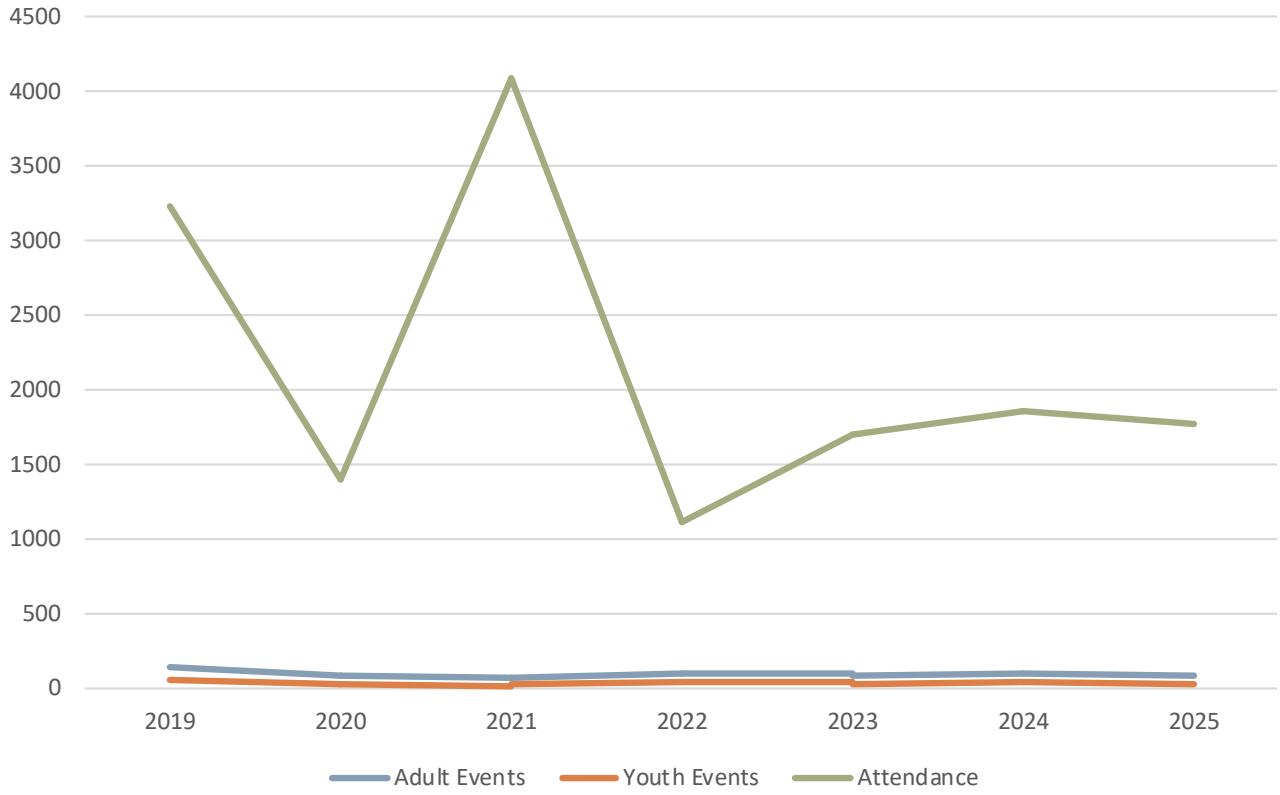
BORROWING_YTD



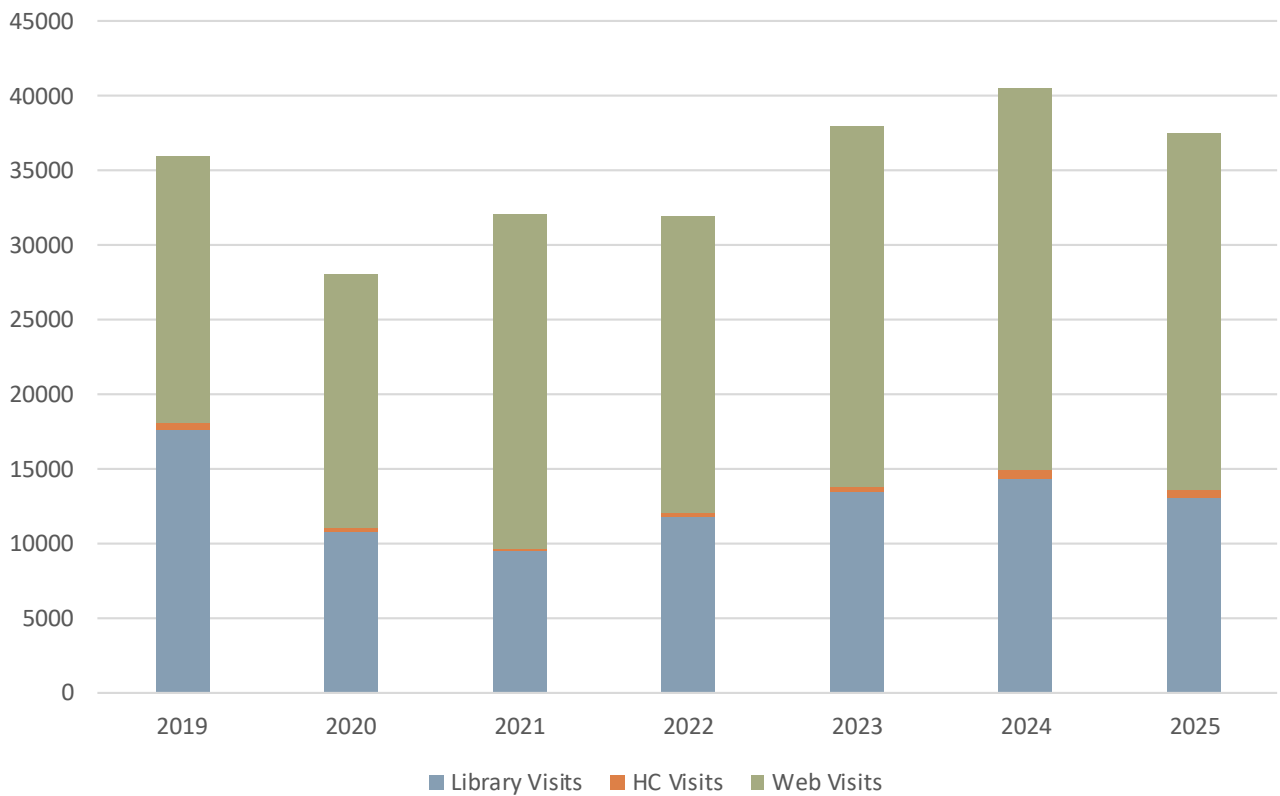
MEMBERS YTD



EVENTS YTD



ENGAGEMENT YTD



2025 YTD

BORROWING							
	2019	2020	2021	2022	2023	2024	2025
All Circulation	43002	33774	45362	43827	47178	52290	53841
Juvenile Print Circulation	2591	2767	4665	3731	4135	4479	3499
Physical Circulation	19739	14953	17515	17189	17395	18290	15767
Digital Circulation	23363	18821	27847	26638	29783	33499	37174
PATRONS							
	2019	2020	2021	2022	2023	2024*	2025
Resident	744	727	635	616	648	641	673
Non-Resident Homeowner	3679	3534	2849	2899	3206	3150	3385
County	1447	1362	1211	1208	1331	1252	1389
Other	181	178	195	202	222	724	755
Total Patrons	6051	5801	4890	4925	5407	5767	6202
EVENTS							
	2019	2020	2021	2022	2023	2024	2025
Adult Events	143	85	66	91	91	98	91
Youth Events	57	26	25	36	36	47	40
Total Events	200	111	91	127	127	145	131
Attendance	3239	1396	4084	1107	1699	1854	1772
ENGAGEMENT							
	2019	2020	2021	2022	2023	2024	2025
Library Visits	17632	10783	9435	11770	13407	14326	12991
HC Visits	421	238	150	253	341	604	615
Web Visits	17944	17084	22464	19862	24202	25528	23977
*Youth separated from resident, NR, and county data starting January 2024.							