

MEMBERS

TOTAL 6,211 / 5,728
Resident 671 / 634
Nonresident 3,371 / 3,136
County 1,388 / 1,237
Seasonal 48 / 48
Other 556 / 547
eCard 177 / 126
New Patrons 30 / 36



Membership up vs. same time previous year.

BORROWING

Circulation 13,881 / 13,370
Physical 4,120 / 4,791
Digital 9,549 / 8,439
Acquisitions 729 / 529
Print 302 / 448
AV 13 / 42
Digital 185 / 204



Overall circulation is up vs. March 2024.
Physical borrowing declined at half the rate digital borrowing increased.
Highest Kanopy views of all time.

EVENTS

Adult events 23 / 25
Children's events 11 / 13
Attendance 346 / 496



Pre-K Story Time was the most consistent event for children and a Celtic Music concert saw the most engagement for adults.
Observing similar patterns for onsite engagement and event attendance.

HISTORY CENTER OBJECTS

Cataloged 50 / 57
Digitized 100 / 57

TECH & SOCIAL

PC use 230 / 173
Wi-Fi use 806 / 660
Printing 4,584 / 5,329
Website Visits 6,447 / 6,375
Lib Facebook Reach 6,136 (up vs. previous month)
HC Facebook Reach 22,595 (up)
Lib Instagram Reach 1,096 (up)
HC Instagram Reach 2,017 (up)
Lib Follows/Likes 25 (up)
HC Follows/Likes 51 (up)



Library computer & Wi-Fi use are up compared to March 2024, a shift in recent trends.
Social media engagement was up vs. Feb 2025 across both organizations and platforms.

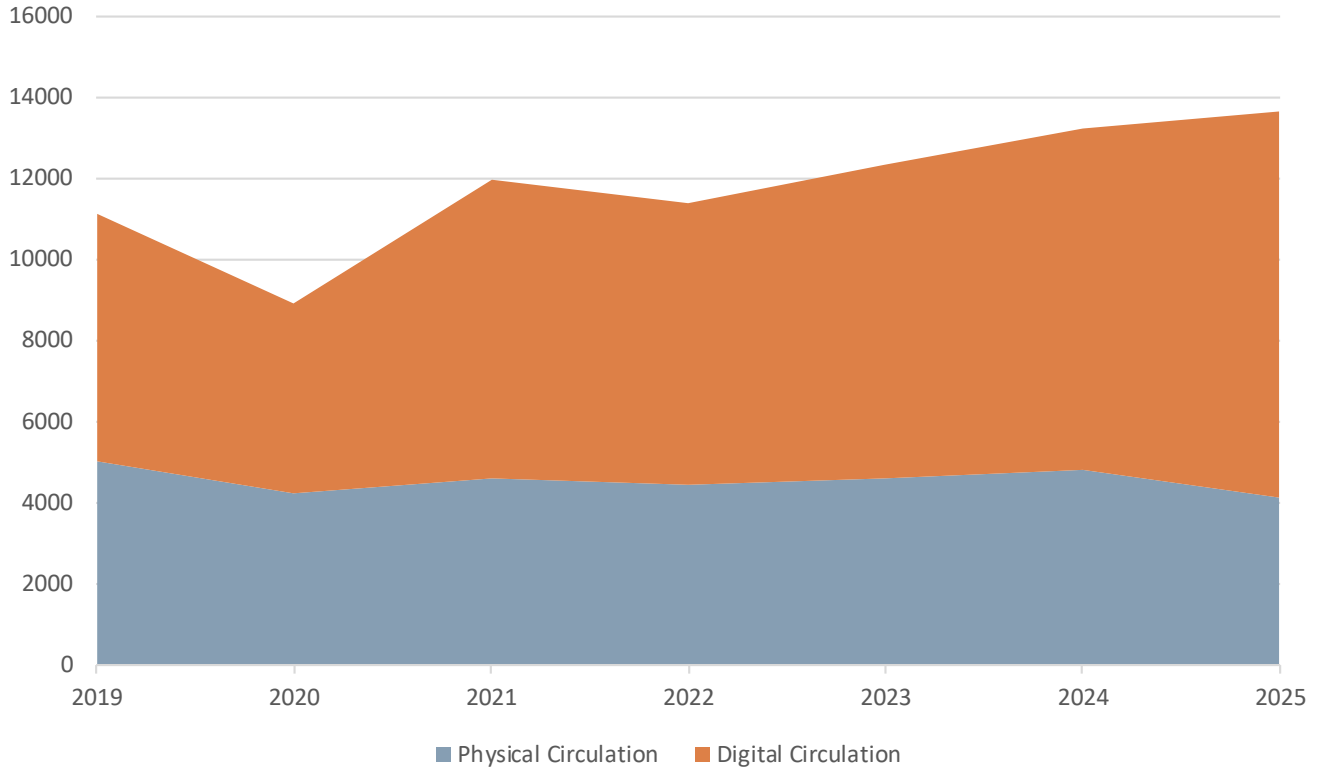
WELCOMED ONSITE

Library 3,359 / 3,753
History Center 115 / 142

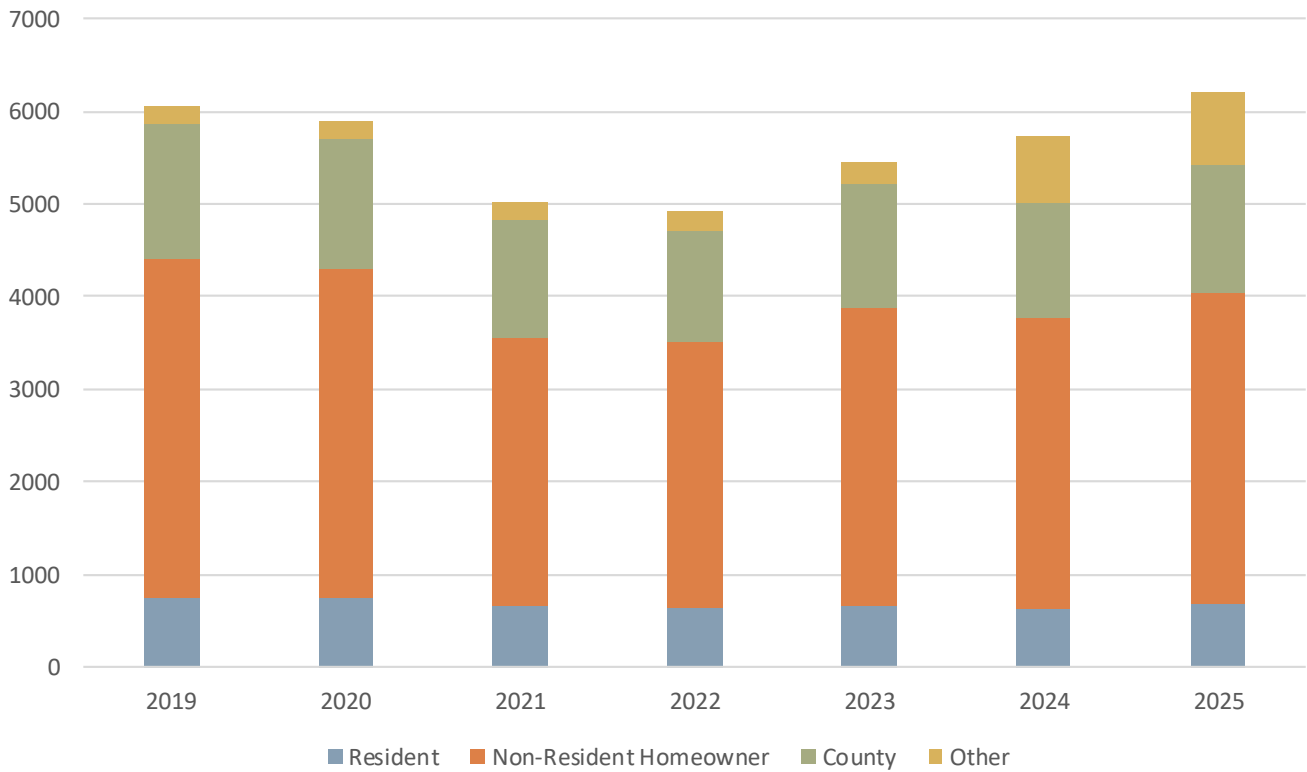


Onsite engagement down vs. March 2024, while digital engagement continues to see record numbers.

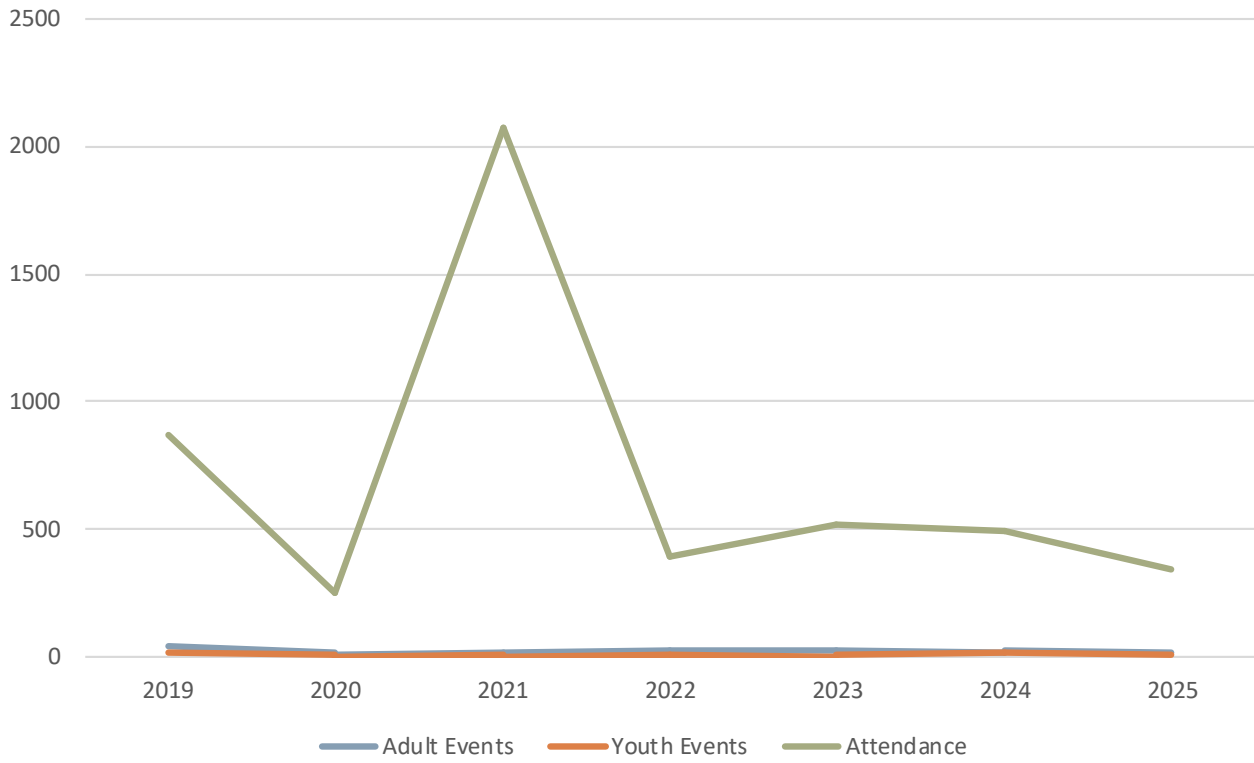
BORROWING_March



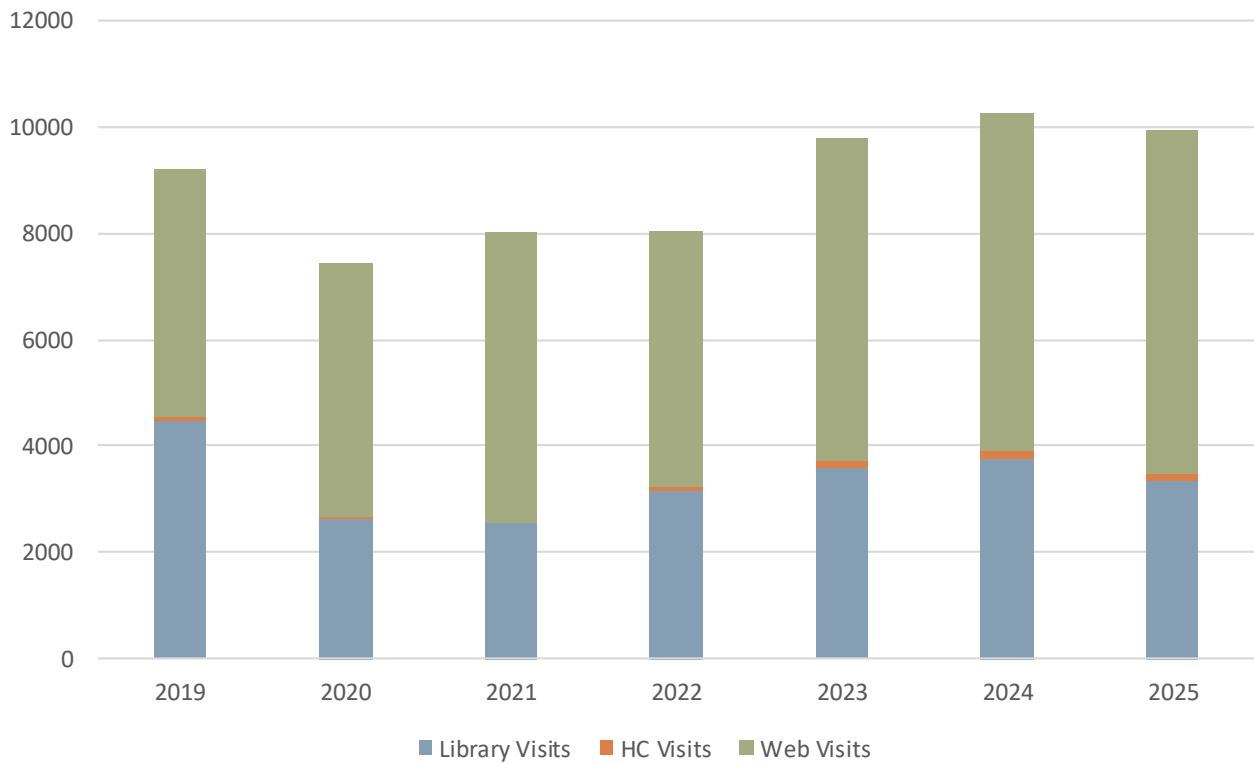
MEMBERS_March



EVENTS_March



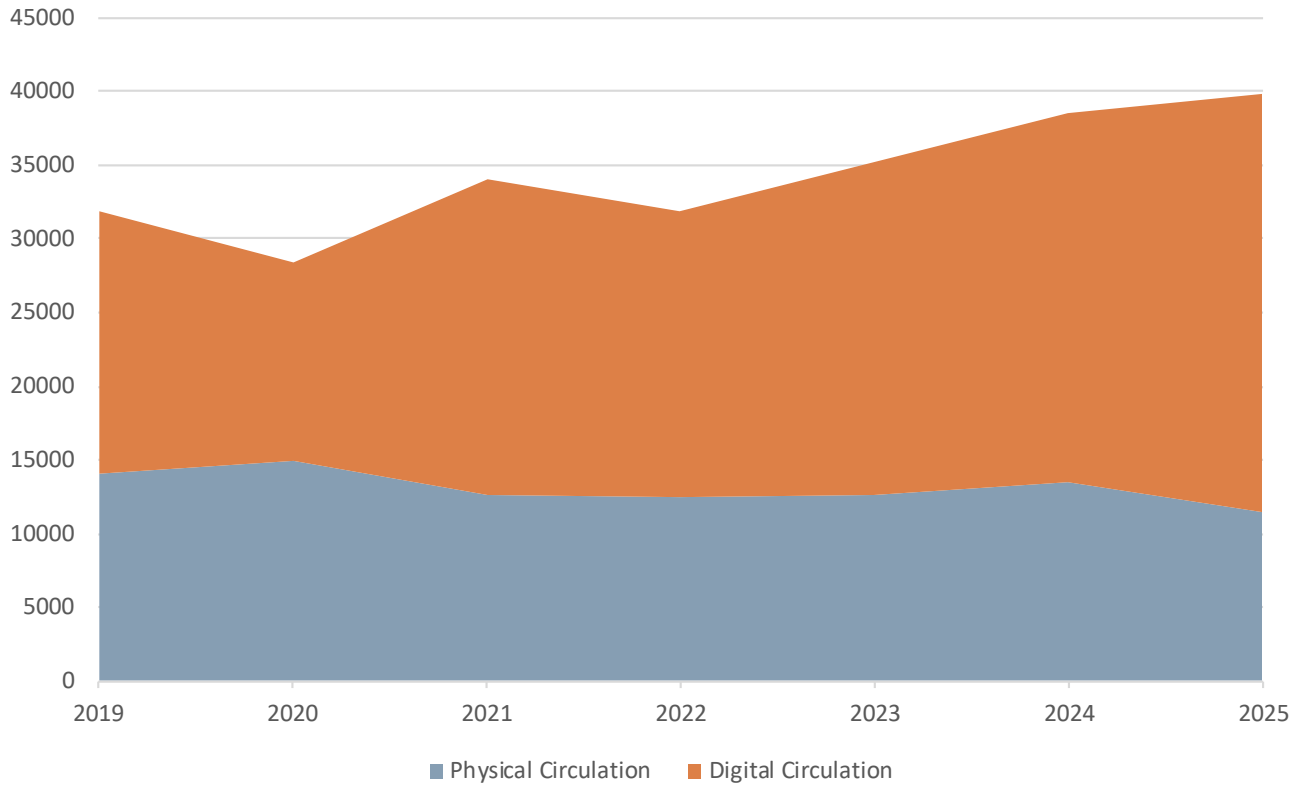
ENGAGEMENT_March



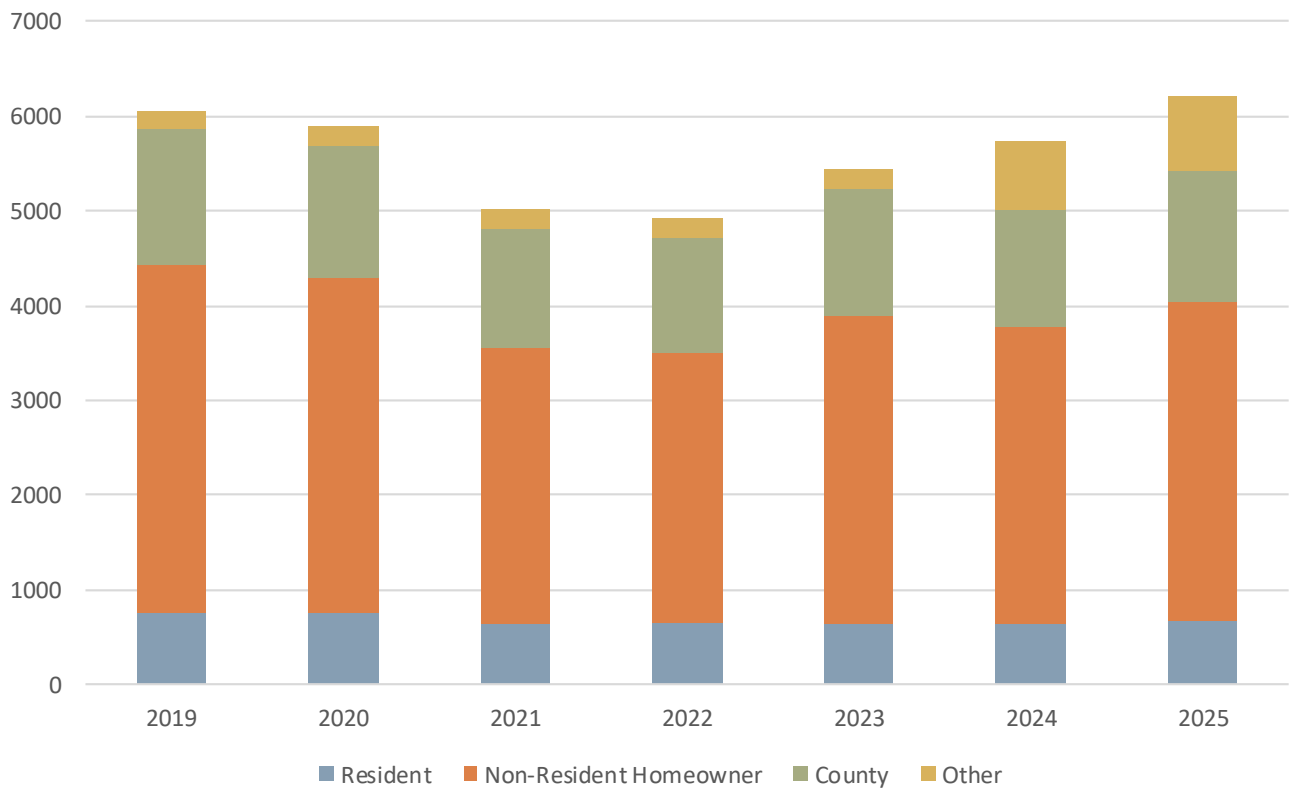
March Year-to-Year

BORROWING							
	2019	2020	2021	2022	2023	2024	2025
All Circulation	11136	8893	11982	11386	12314	13370	13881
Juvenile Print Circulation	478	859	1509	964	1016	1293	886
Physical Circulation	4997	4215	4606	4441	4591	4791	4120
Digital Circulation	6139	4678	7376	6945	7723	8439	9549
PATRONS							
	2019	2020	2021	2022	2023	2024	2025
Resident	753	747	651	636	650	634	671
Non-Resident Homeowner	3671	3549	2907	2877	3245	3136	3371
County	1453	1407	1260	1205	1336	1237	1388
Other	183	186	197	199	223	721	781
Total Patrons	6060	5889	5015	4917	5454	5728	6211
EVENTS							
		VIRTUAL					
	2019	2020	2021	2022	2023	2024	2025
Adult Events	40	17	21	27	27	25	23
Youth Events	13	5	10	12	10	13	11
Total Events	53	22	31	39	37	38	34
Attendance	871	251	2072	393	517	496	346
ENGAGEMENT							
	2019	2020	2021	2022	2023	2024	2025
Library Visits	4457	2612	2535	3139	3613	3753	3359
HC Visits	105	63	19	99	110	142	115
Web Visits	4661	4777	5458	4829	6058	6,375	6,447

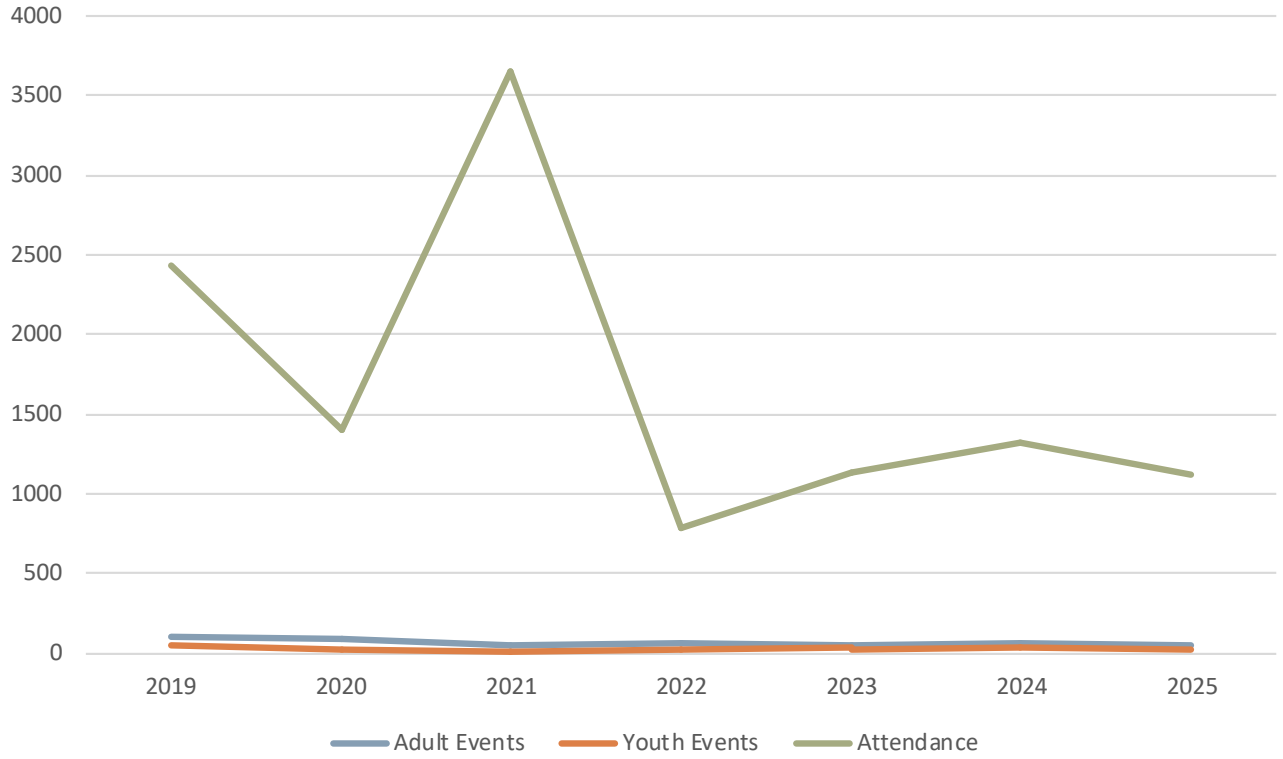
BORROWING Q1



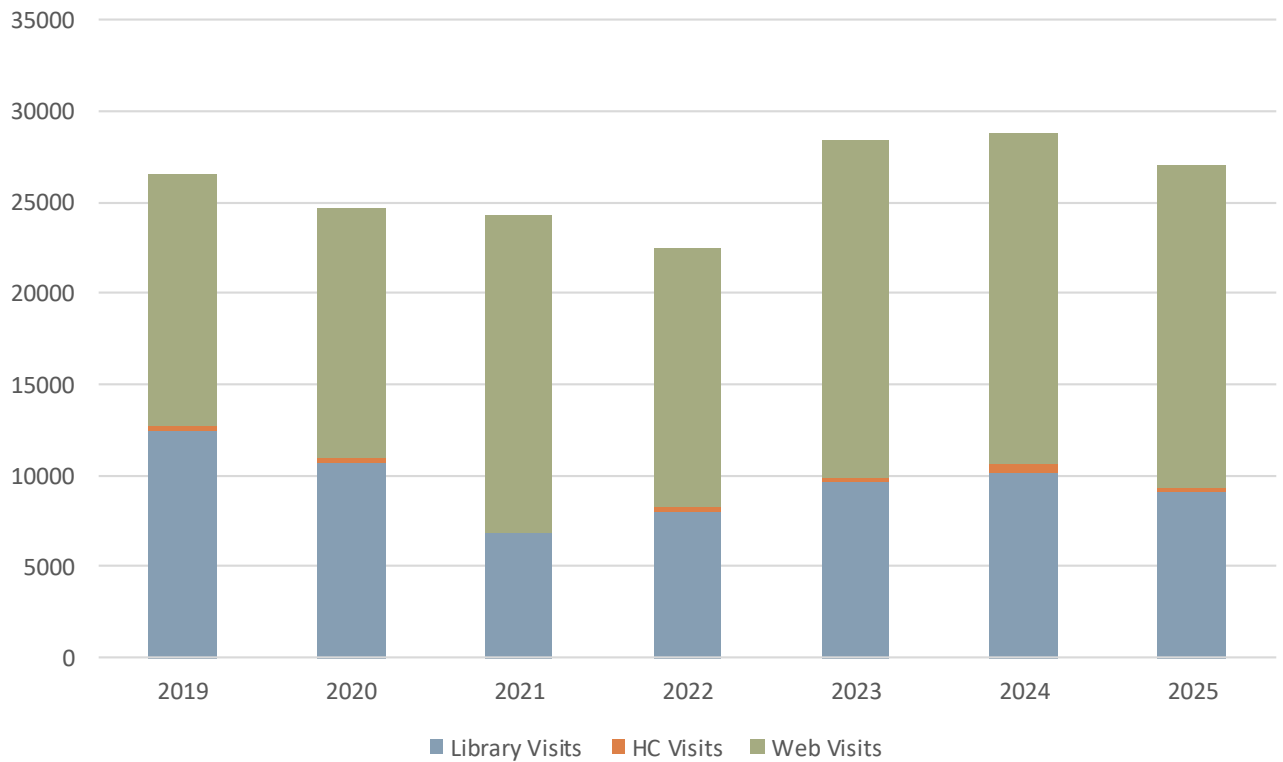
MEMBERS Q1



EVENTS Q1



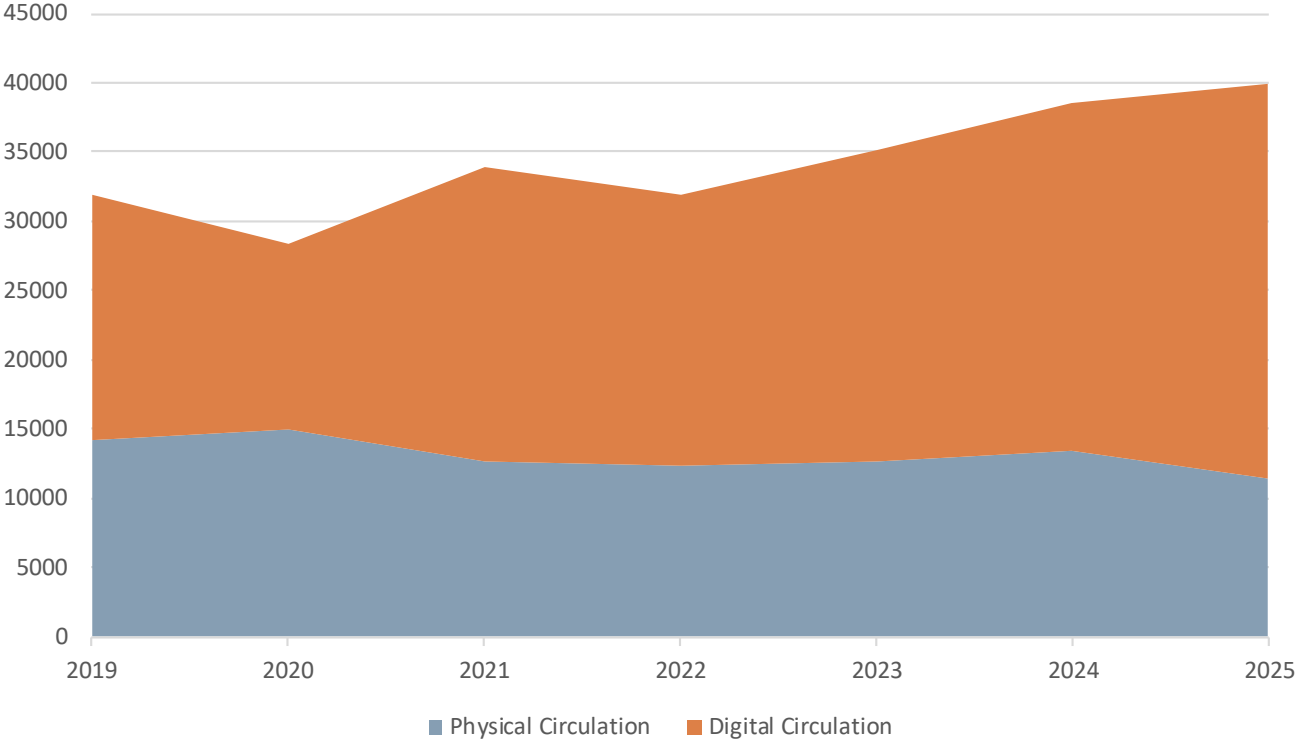
ENGAGEMENT Q1



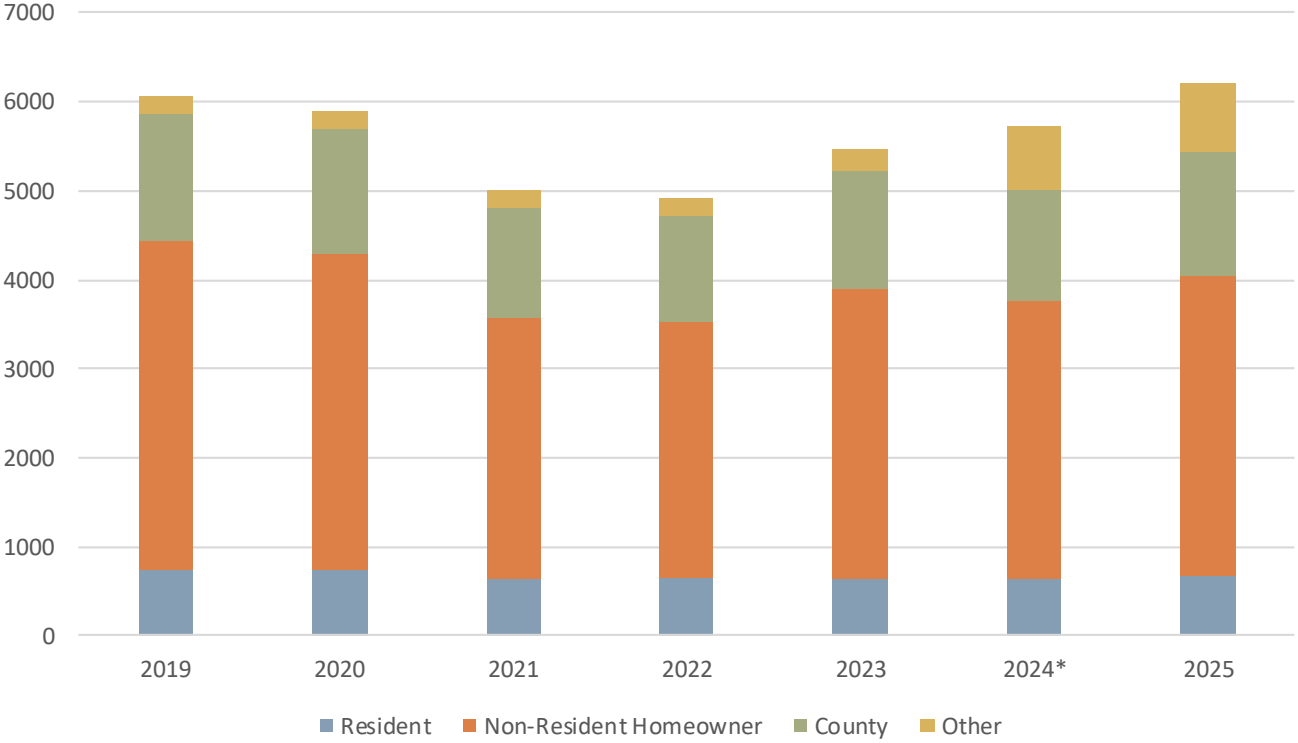
First Quarter (Jan – Mar) Year to Year

BORROWING							
	2019	2020	2021	2022	2023	2024	2025
All Circulation	31873	28382	33991	31925	35175	38897	40621
Juvenile Print Circulation	1841	2767	3188	2707	2846	3357	2600
Physical Circulation	14131	14953	12659	12407	12683	13485	11497
Digital Circulation	17742	13429	21332	19518	22492	25047	28407
PATRONS							
	2019	2020	2021	2022	2023	2024	2025
Resident	753	747	651	636	650	634	671
Non-Resident Homeowner	3671	3549	2907	2877	3245	3136	3371
County	1453	1407	1260	1205	1336	1237	1388
Other	183	186	197	199	223	721	781
Total Patrons	6060	5889	5015	4917	5454	5728	6211
EVENTS			VIRTUAL				
	2019	2020	2021	2022	2023	2024	2025
Adult Events	102	85	45	67	66	67	63
Youth Events	42	26	20	27	28	37	31
Total Events	144	111	65	94	94	104	94
Attendance	2435	1396	3647	788	1129	1323	1116
ENGAGEMENT							
	2019	2020	2021	2022	2023	2024	2025
Library Visits	12500	10783	6823	8082	9682	10098	9073
HC Visits	278	238	90	140	240	488	282
Web Visits	13791	13636	17358	14219	18466	18224	17702

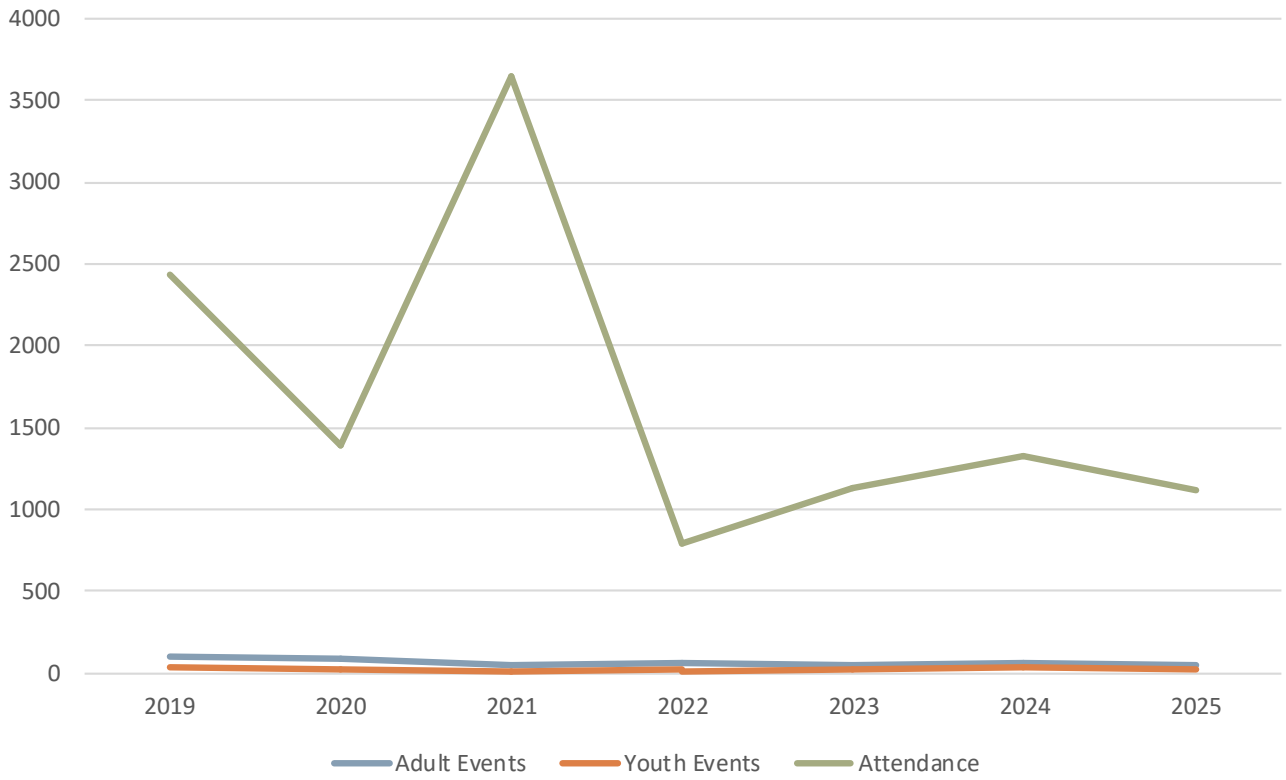
BORROWING_YTD



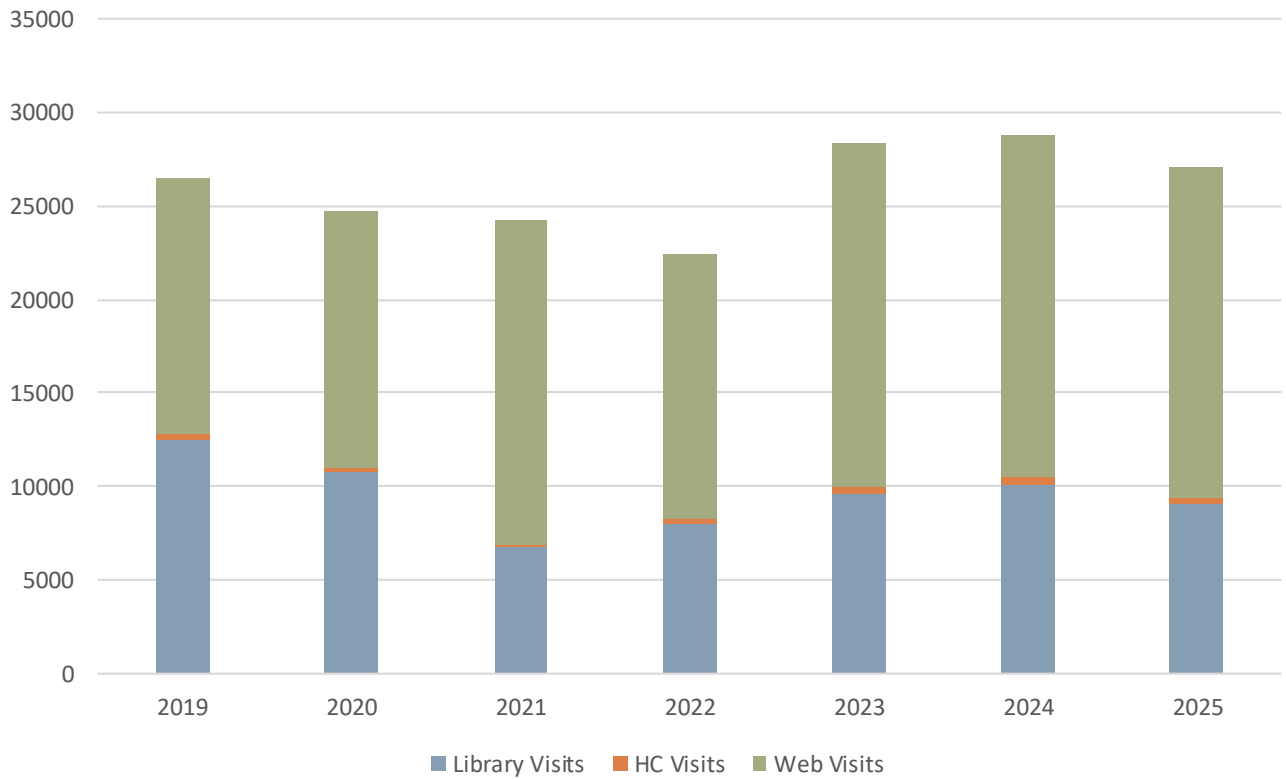
MEMBERS YTD



EVENTS YTD



ENGAGEMENT YTD



2025 YTD

BORROWING							
	2019	2020	2021	2022	2023	2024	2025
All Circulation	31873	28382	33991	31925	35175	38897	40621
Juvenile Print Circulation	1841	2767	3188	2707	2846	3357	2600
Physical Circulation	14131	14953	12659	12407	12683	13485	11497
Digital Circulation	17742	13429	21332	19518	22492	25047	28407
PATRONS							
	2019	2020	2021	2022	2023	2024*	2025
Resident	753	747	651	636	650	634	671
Non-Resident Homeowner	3671	3549	2907	2877	3245	3136	3371
County	1453	1407	1260	1205	1336	1237	1388
Other	183	186	197	199	223	721	781
Total Patrons	6060	5889	5015	4917	5454	5728	6211
EVENTS							
	2019	2020	2021	2022	2023	2024	2025
Adult Events	102	85	45	67	66	67	63
Youth Events	42	26	20	27	28	37	31
Total Events	144	111	65	94	94	104	94
Attendance	2435	1396	3647	788	1129	1323	1116
ENGAGEMENT							
	2019	2020	2021	2022	2023	2024	2025
Library Visits	12500	10783	6823	8082	9682	10098	9073
HC Visits	278	238	90	140	240	488	282
Web Visits	13791	13636	17358	14219	18466	18224	17702
*Youth separated from resident, NR, and county data starting January 2024.							