

## MEMBERS

TOTAL 6,225 / 5,698  
Resident 671 / 622  
Nonresident 3,376 / 3,141  
County 1,375 / 1,238  
Seasonal 54 / 49  
Other 568 / 542  
eCard 181 / 106  
New Patrons 31 / 56



Active member base continues to maintain/exceed figures from before 2020.

## BORROWING

Circulation 13,948 / 13,255  
Physical 3,670 / 4,441  
Digital 9,983 / 8,706  
Acquisitions 681 / 797  
Print 395 / 348  
AV 14 / 58  
Digital 272 / 391



Patrons were using the digital library at a high rate, particularly watching videos on Hoopla & Kanopy, listening to audiobooks on Libby & Hoopla, and opening the highest number of issues in PressReader that we have seen.

*Digital video streaming is at an all-time high. The next highest monthly views was in Sept. 2023. It's 63% higher than Jan. 2024 and 23% higher than Sept. 2023.*

## EVENTS

Adult events 18 / 20  
Children's events 12 / 11  
Attendance 351 / 329



Popular January events included the monthly feature film and Preschool Science Morning.

## HISTORY CENTER OBJECTS

Cataloged 50 / 23  
Digitized 50 / 57

## TECH & SOCIAL

PC use 181 / 194  
Wi-Fi use 589 / 651  
Printing 2,747 / 4,192  
Website Visits 5,937 / 6,900  
Lib Facebook Reach 8,225 (up vs. previous month)  
HC Facebook Reach 73,578 (up)  
Lib Instagram Reach 1,064 (up)  
HC Instagram Reach 2,807 (up)  
Lib Follows/Likes 16 (up)  
HC Follows/Likes 73 (up)



Library computer & Wi-Fi use and printing are down compared to January 2024. Social media engagement is up across the board, compared to last month (Dec 2024).

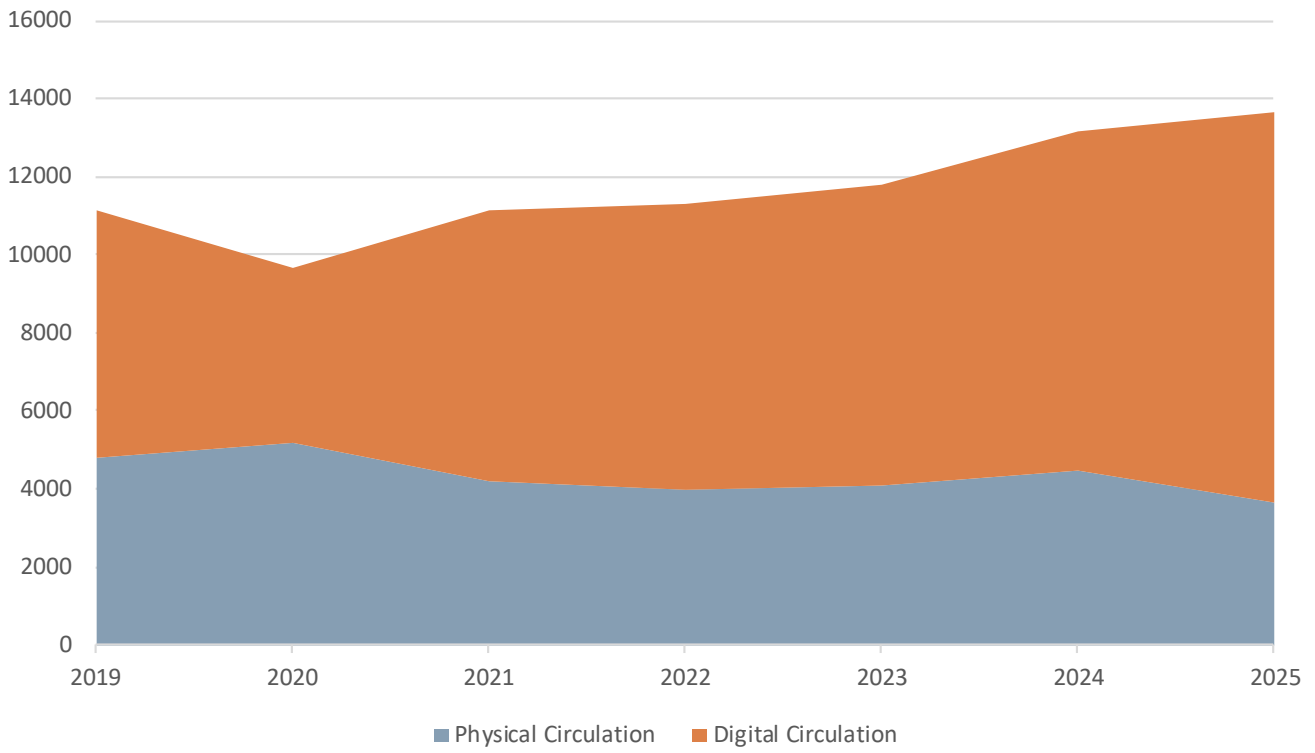
## WELCOMED ONSITE

Library 2,929 / 3,179  
History Center 117 / 160

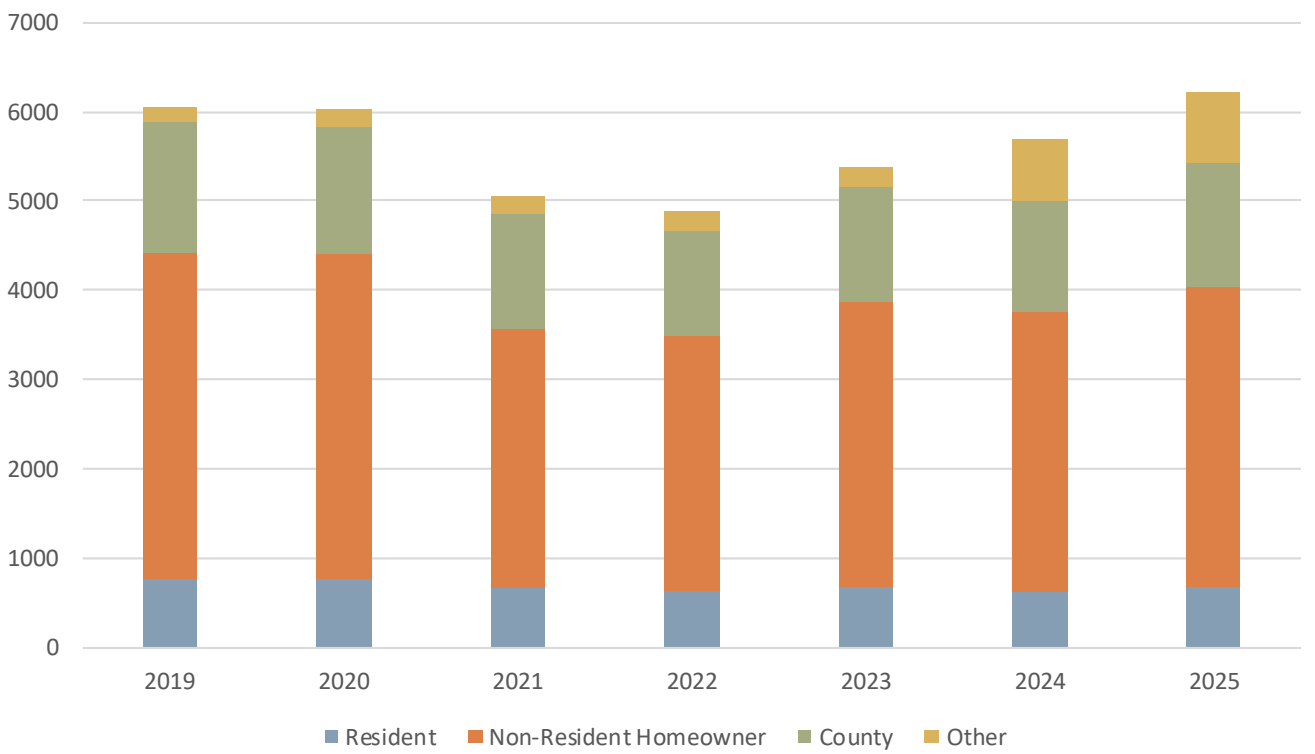


Onsite engagement is down vs. January 2024. Weather closure 1/6 & 1/7

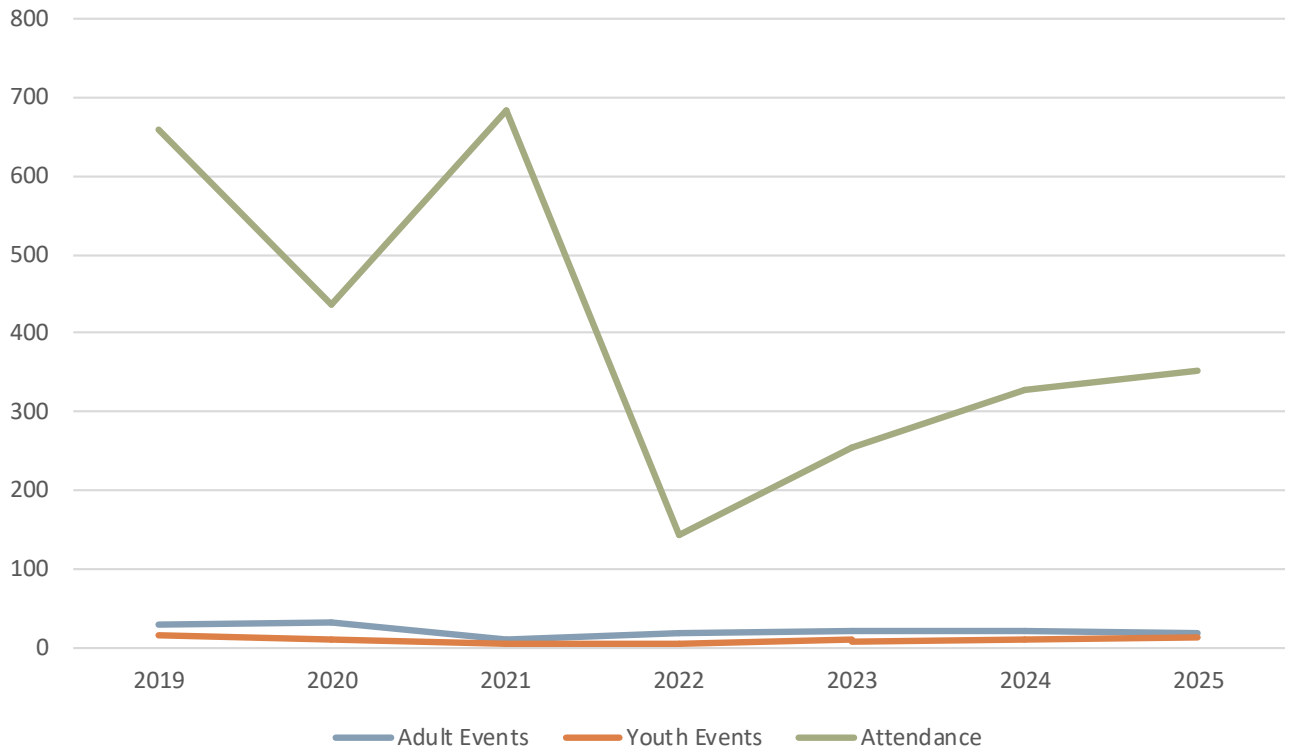
### BORROWING\_January



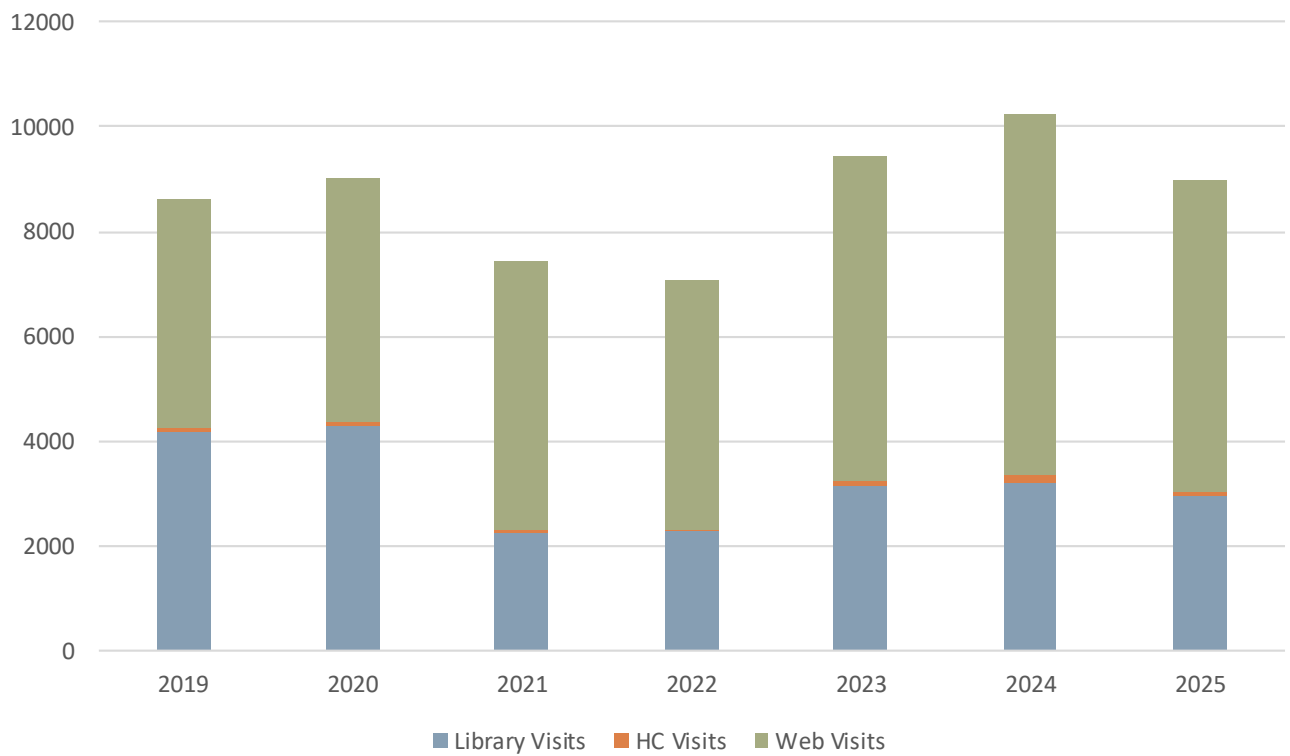
### MEMBERS\_January



### EVENTS\_January



### ENGAGEMENT\_January



## 2025 YTD: January Year-to-Year

<b>BORROWING</b>							
	<b>2019</b>	<b>2020</b>	<b>2021</b>	<b>2022</b>	<b>2023</b>	<b>2024</b>	<b>2025</b>
All Circulation	11123	9676	11126	11292	11805	13255	13948
Juvenile Print Circulation	806	847	843	839	889	1028	819
Physical Circulation	4801	5181	4166	3993	4100	4441	3670
Digital Circulation	6322	4495	6960	7299	7705	8706	9983
<b>MEMBERS</b>							
	<b>2019</b>	<b>2020</b>	<b>2021</b>	<b>2022</b>	<b>2023</b>	<b>2024</b>	<b>2025</b>
Resident	758	761	671	632	669	622	671
Non-Resident Homeowner	3675	3639	2901	2852	3198	3141	3376
County	1447	1436	1289	1189	1306	1238	1375
Other	179	184	193	215	215	697	803
Total Patrons	6059	6020	5054	4888	5388	5698	6225
<b>EVENTS</b>			VIRTUAL				
	<b>2019</b>	<b>2020</b>	<b>2021</b>	<b>2022</b>	<b>2023</b>	<b>2024</b>	<b>2025</b>
Adult Events	28	31	11	19	20	20	18
Youth Events	15	9	5	5	9	11	12
Total Events	43	40	16	24	29	31	30
Attendance	659	436	684	143	255	329	351
<b>ENGAGEMENT</b>							
	<b>2019</b>	<b>2020</b>	<b>2021</b>	<b>2022</b>	<b>2023</b>	<b>2024</b>	<b>2025</b>
Library Visits	4156	4273	2244	2283	3153	3179	2929
HC Visits	98	85	46	15	71	160	117
Web Visits	4349	4678	5153	4767	6218	6900	5937