

MEMBERS

TOTAL 6,352 / 5,958
Resident 678 / 648
Nonresident 3,390 / 3,648
County 1,363 / 1,295
Seasonal 170 / 180
Other 571* / 84
eCard 180 / 103
New Patrons 33 / 68



Active member base consistently surpassed 2019 figures in 2024.

*Youth separated from resident, NR, and county data starting January 2024.

BORROWING

Circulation 12,706 / 12,552
Physical 4,050 / 4,422
Digital 8,476 / 8,130
Acquisitions 421 / 853
Print 131 / 274
AV 57 / 83
Digital 233 / 498



Borrowing on par with December 2023. *While physical circulation figures show an overall decline, a number of physical formats saw growth in 2024 vs. 2023: adult books, kids' and teen books, video games, magazines, library by mail, museum passes, and discovery kits.*

EVENTS

Adult events 22 / 20
Children's events 10 / 11
Attendance 577 / 710



Popular December events included the AHS Holiday Open House (136) and the Happy Noon Year Kids' Event on December 31 (172).

HISTORY CENTER OBJECTS

Cataloged 15 / 71
Digitized 75 / 93

TECH & SOCIAL

PC use 214 / 192
Wi-Fi use 589 / 620
Printing 4,448 / 2,798
Website Visits 4,265 / 5,678
Lib Facebook Reach 7,804 (down vs. previous month)
HC Facebook Reach 65,894 (down)
Lib Instagram Reach 743 (down)
HC Instagram Reach 1,604 (down)
Lib Follows/Likes 10 (down vs. Nov.)
HC Follows/Likes 53 (up vs. Oct.)



Library computer & Wi-Fi use and printing are up compared to December 2023.

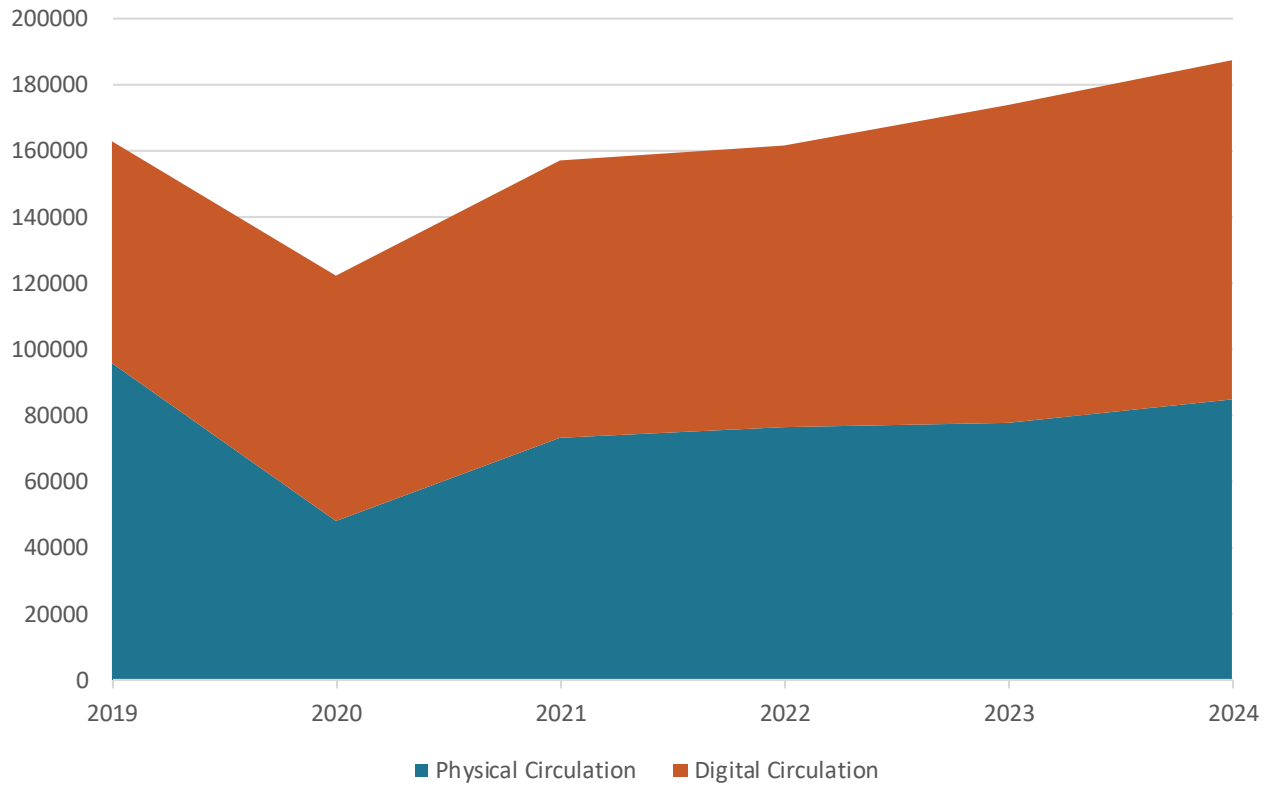
WELCOMED ONSITE

Library 2,936 / 3,192
History Center 305 / 361

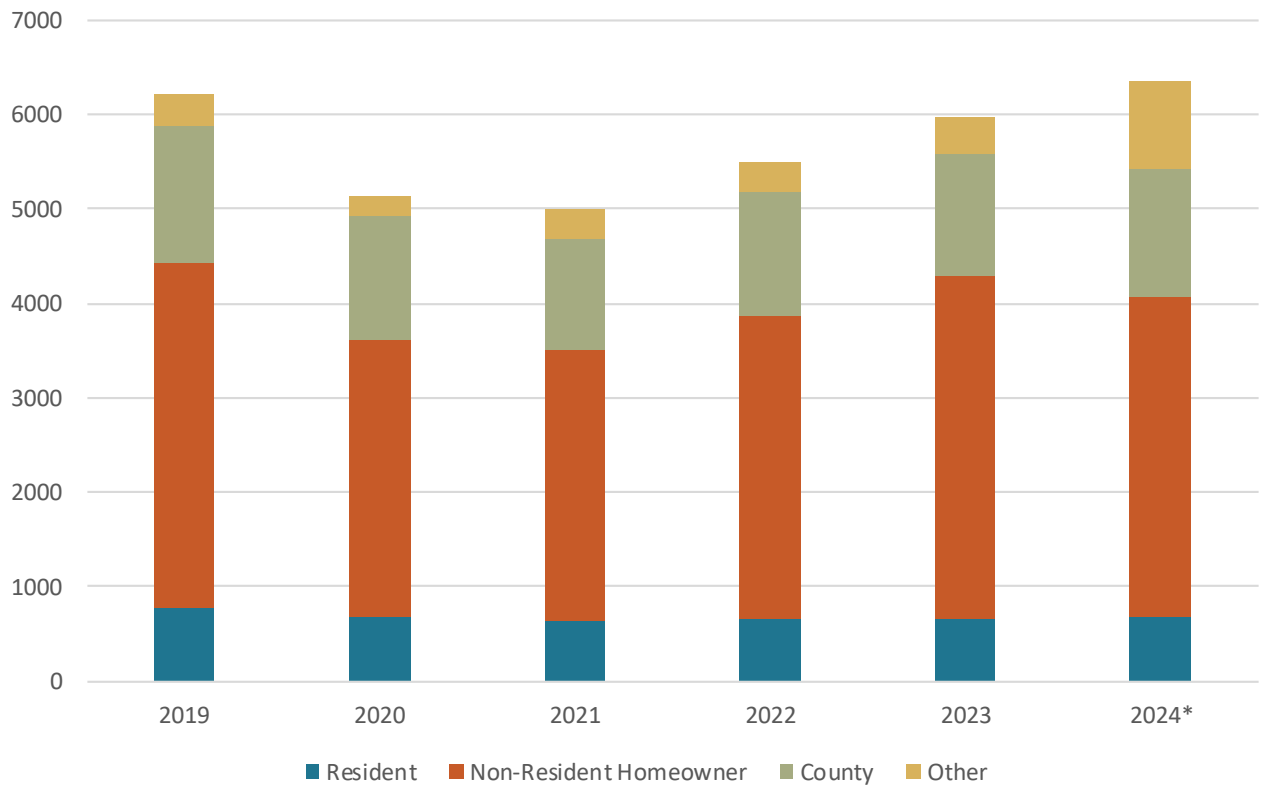


December 2024 saw lower onsite engagement in both facilities vs. December 2023, but library YTD up vs. 2023.

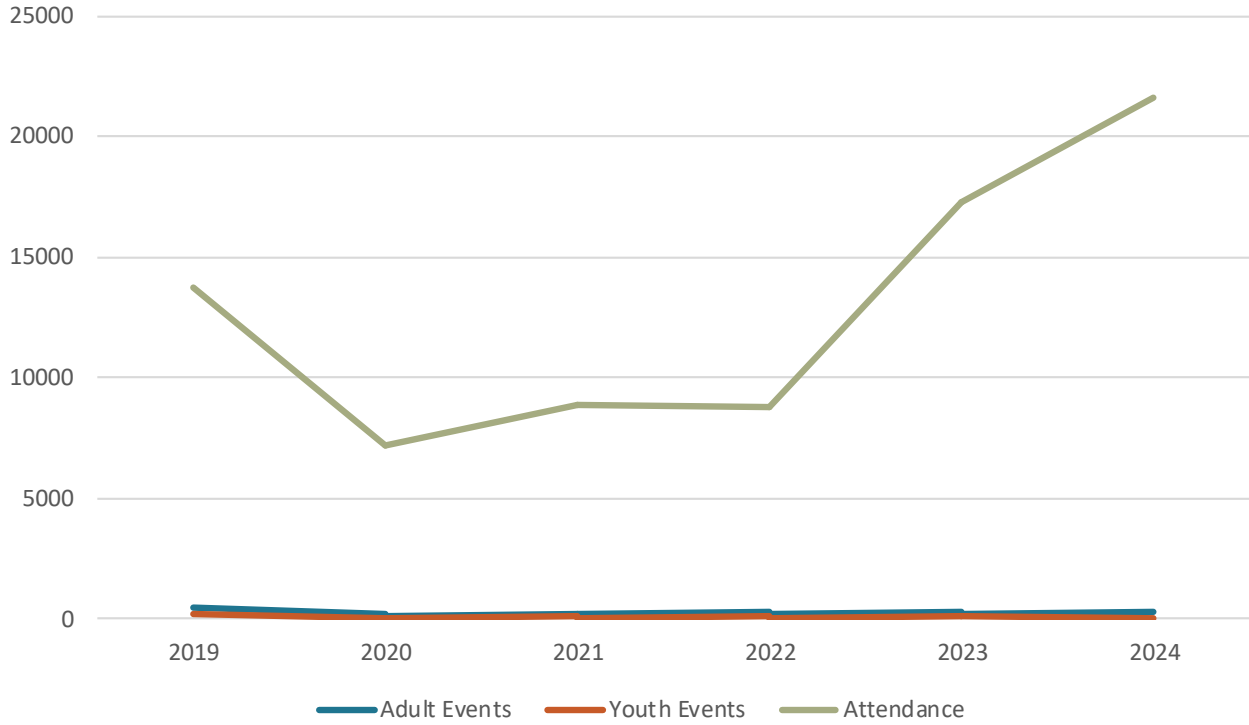
BORROWING_YEAR END



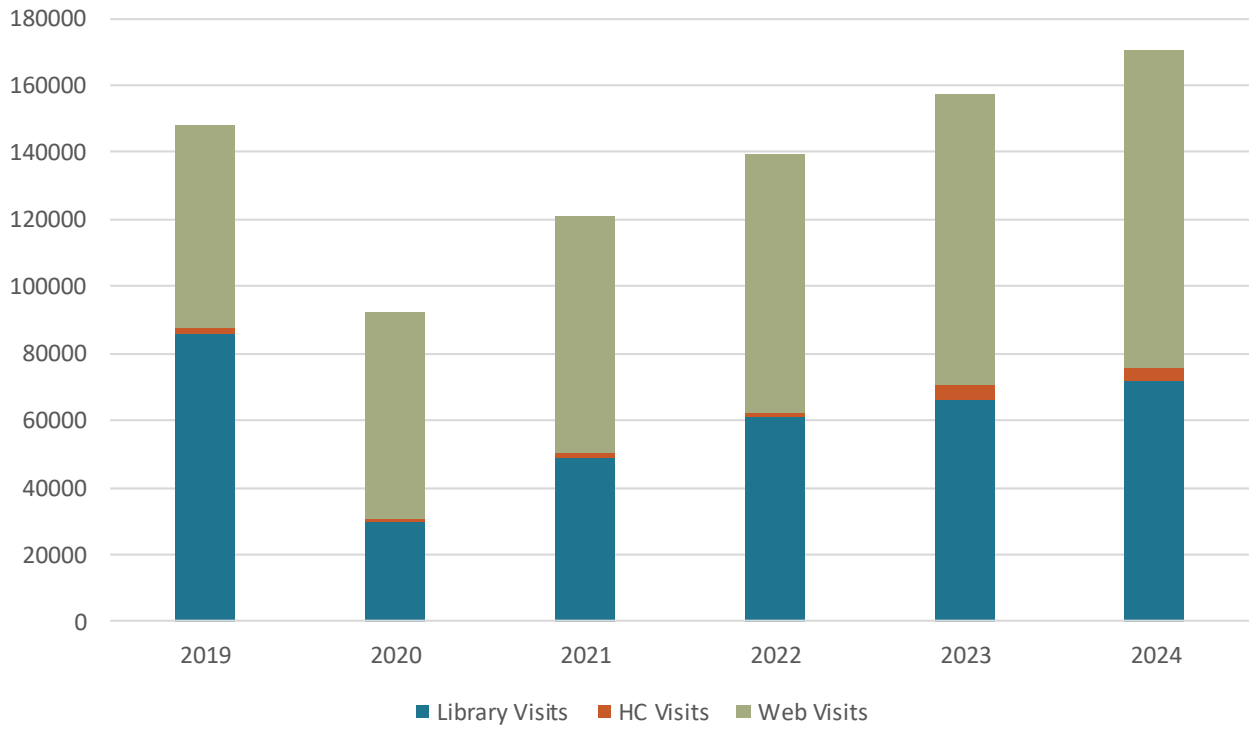
MEMBERS_YEAR END



EVENTS_YEAR END



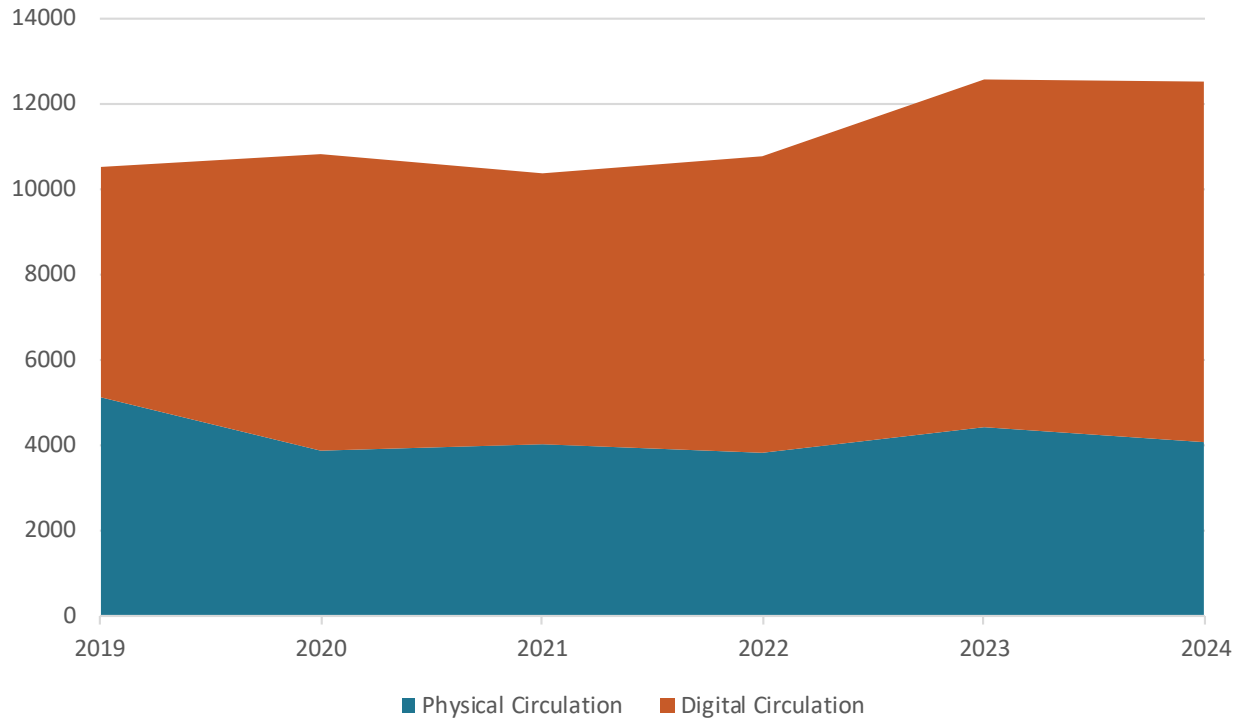
ENGAGEMENT_YEAR END



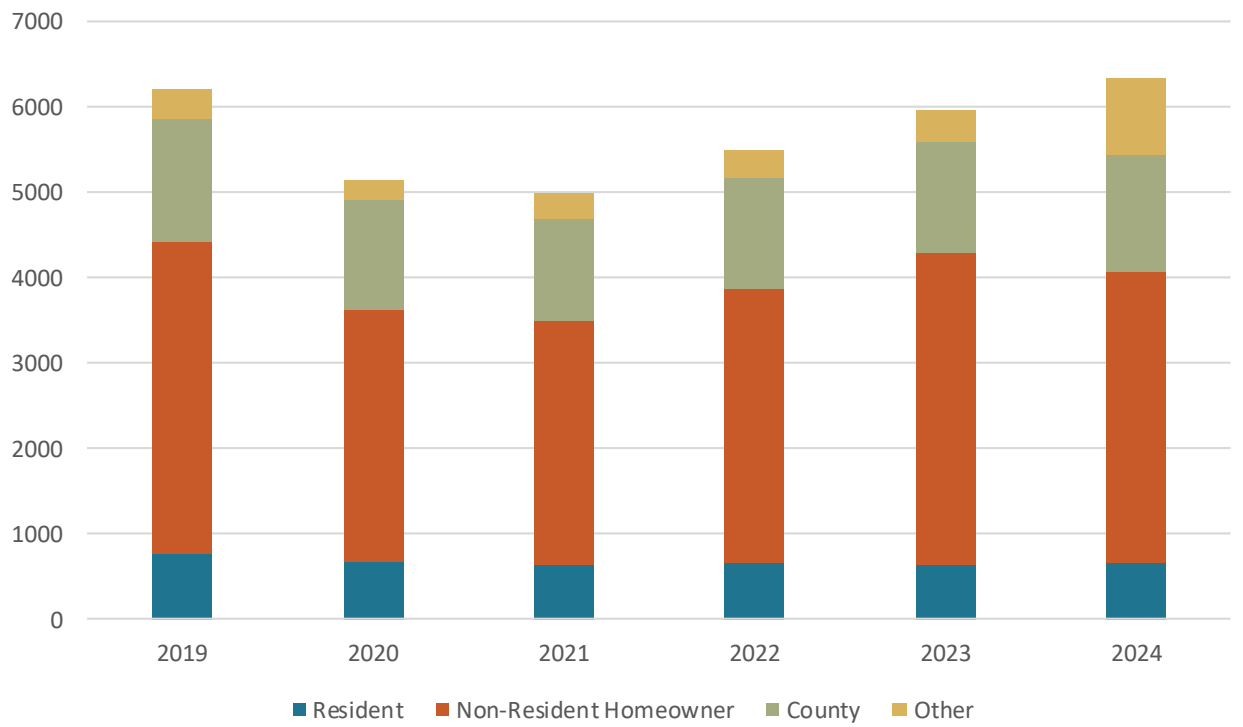
Annual Statistics – As of December 31

BORROWING						
	2019	2020	2021	2022	2023	2024
All Circulation	162924	122775	157146	161606	174166	189256
Juvenile Print Circulation	18093	10109	18507	19649	21365	25019
Physical Circulation	95764	48555	73590	76802	77776	84738
Digital Circulation	67160	74220	83556	84799	96390	102745
PATRONS						
	2019	2020	2021	2022	2023	2024*
Resident	772	679	638	668	648	678
Non-Resident Homeowner	3656	2935	2864	3209	3648	3390
County	1440	1303	1184	1291	1295	1363
Other	355	221	309	320	367	921
Total Patrons	6223	5138	4995	5488	5958	6352
EVENTS						
	2019	2020	2021	2022	2023	2024
Adult Events	443	197	261	293	325	345
Youth Events	182	81	101	133	160	152
Total Events	625	278	362	426	485	497
Attendance	13748	7222	8910	8792	17283	21568
ENGAGEMENT						
	2019	2020	2021	2022	2023	2024
Library Visits	85928	30063	48825	60763	66103	71942
HC Visits	1990	548	1378	1824	4168	3570
Web Visits	60303	61545	70333	76921	86700	95200
*Youth separated from resident, NR, and county data starting January 2024.						

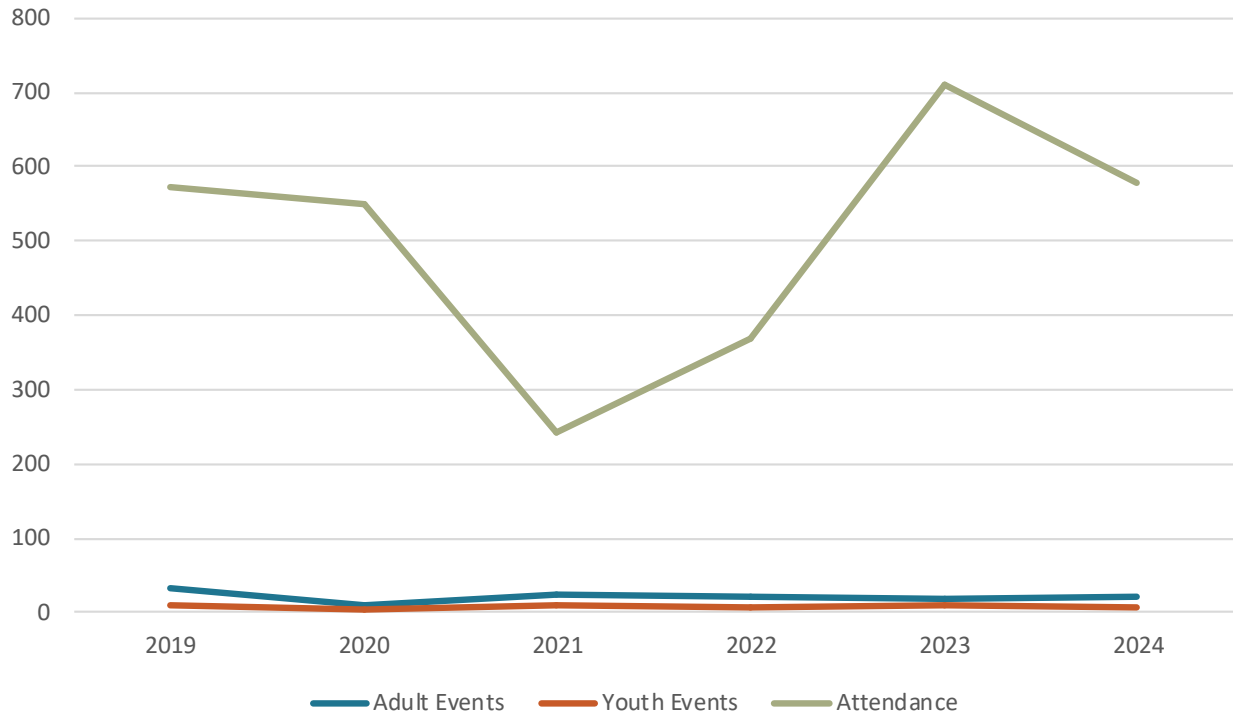
BORROWING_December



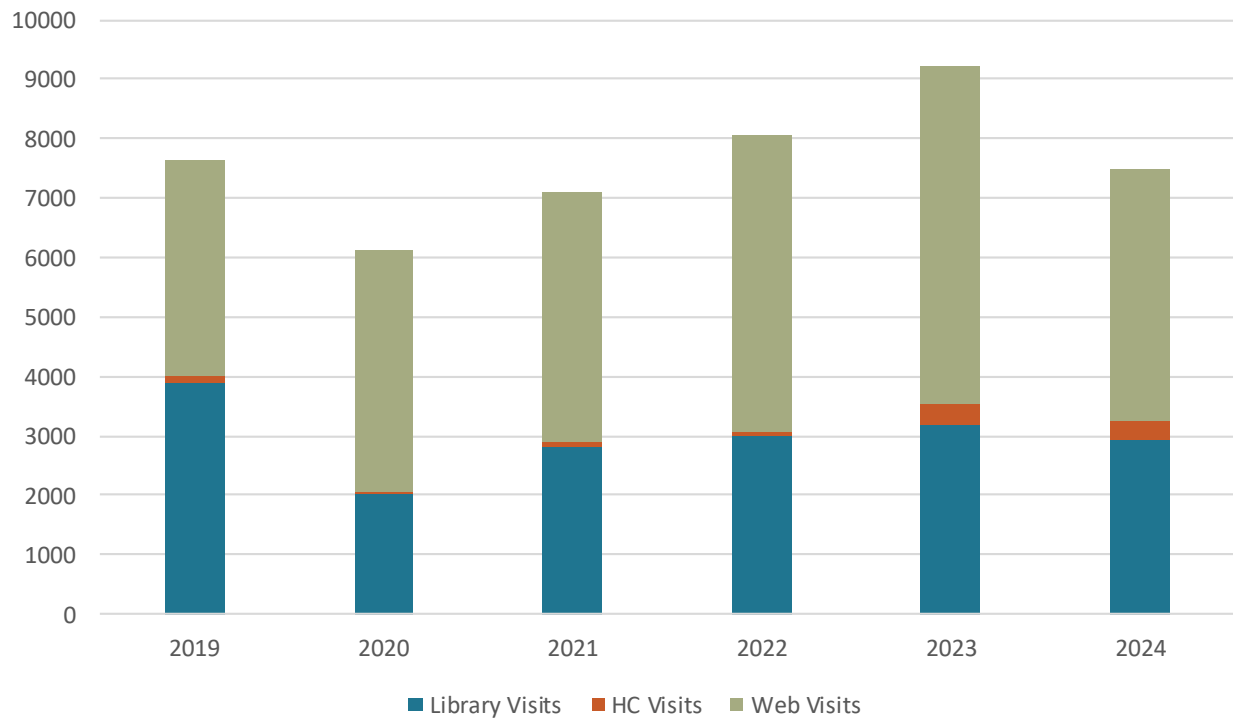
MEMBERS_December



EVENTS_December



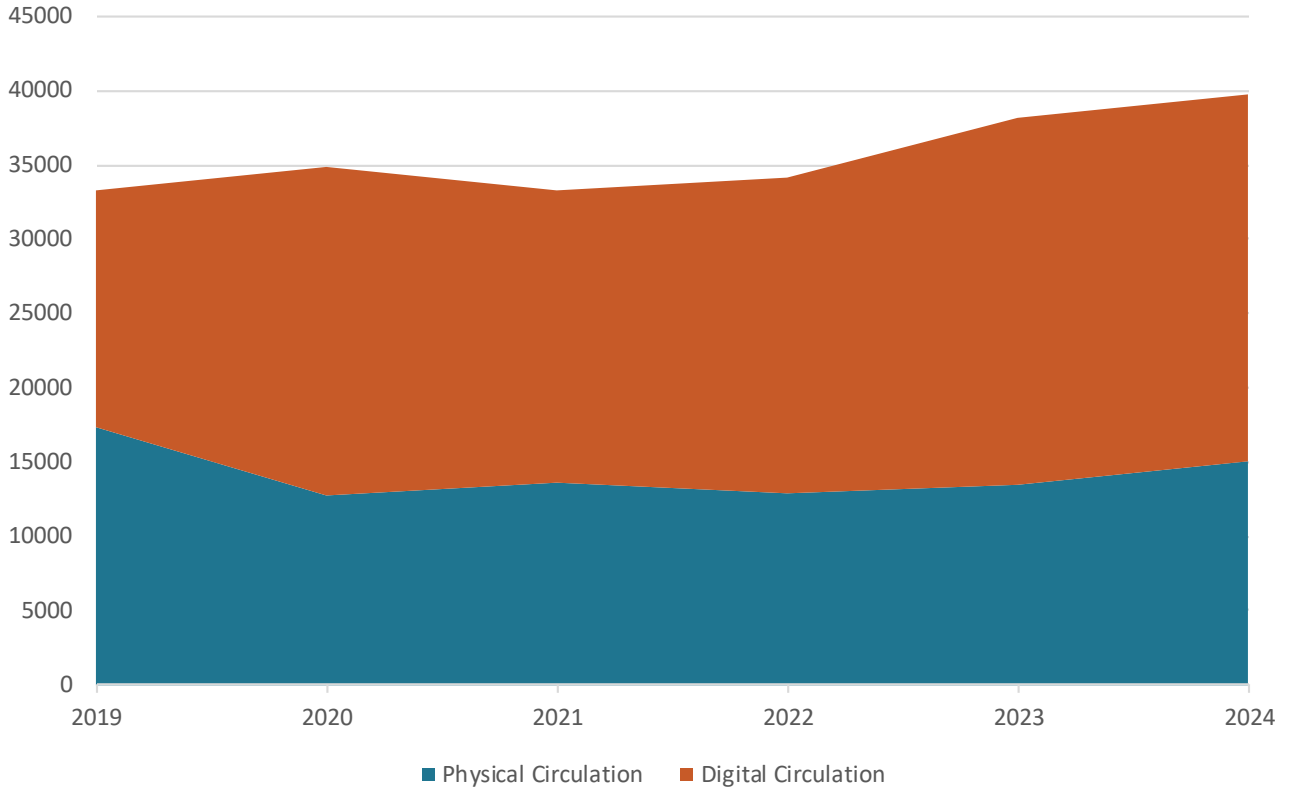
ENGAGEMENT_December



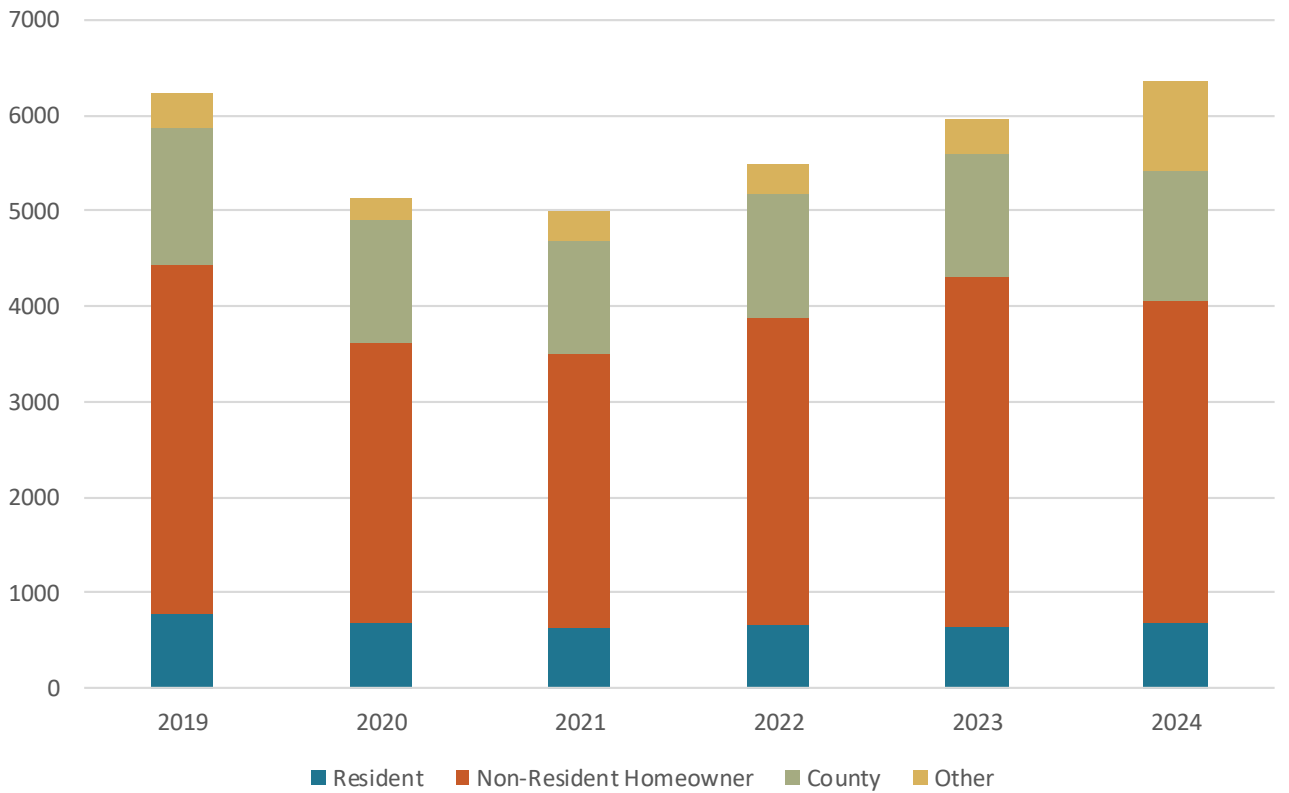
Monthly Data: December Year-to-Year

BORROWING						
	2019	2020	2021	2022	2023	2024
All Circulation	10504	10813	10347	10749	12552	12706
Juvenile Print Circulation	817	801	773	683	944	890
Physical Circulation	5110	3860	4031	3829	4422	4050
Digital Circulation	5394	6953	6316	6920	8130	8476
PATRONS						
	2019	2020	2021	2022	2023	2024
Resident	772	679	638	668	648	678
Non-Resident Homeowner	3656	2935	2864	3209	3648	3390
County	1440	1303	1184	1291	1295	1363
Other	355	221	309	320	367	921
Total Patrons	6223	5138	4995	5488	5958	6352
EVENTS						
	2019	2020	2021	2022	2023	2024
Adult Events	32	11	23	21	20	22
Youth Events	10	5	10	7	11	10
Total Events	42	16	33	28	31	32
Attendance	574	551	243	369	710	577
ENGAGEMENT						
	2019	2020	2021	2022	2023	2024
Library Visits	3901	2021	2826	3018	3192	2936
HC Visits	92	38	81	68	361	305
Web Visits	3657	4053	4185	4985	5678	4265

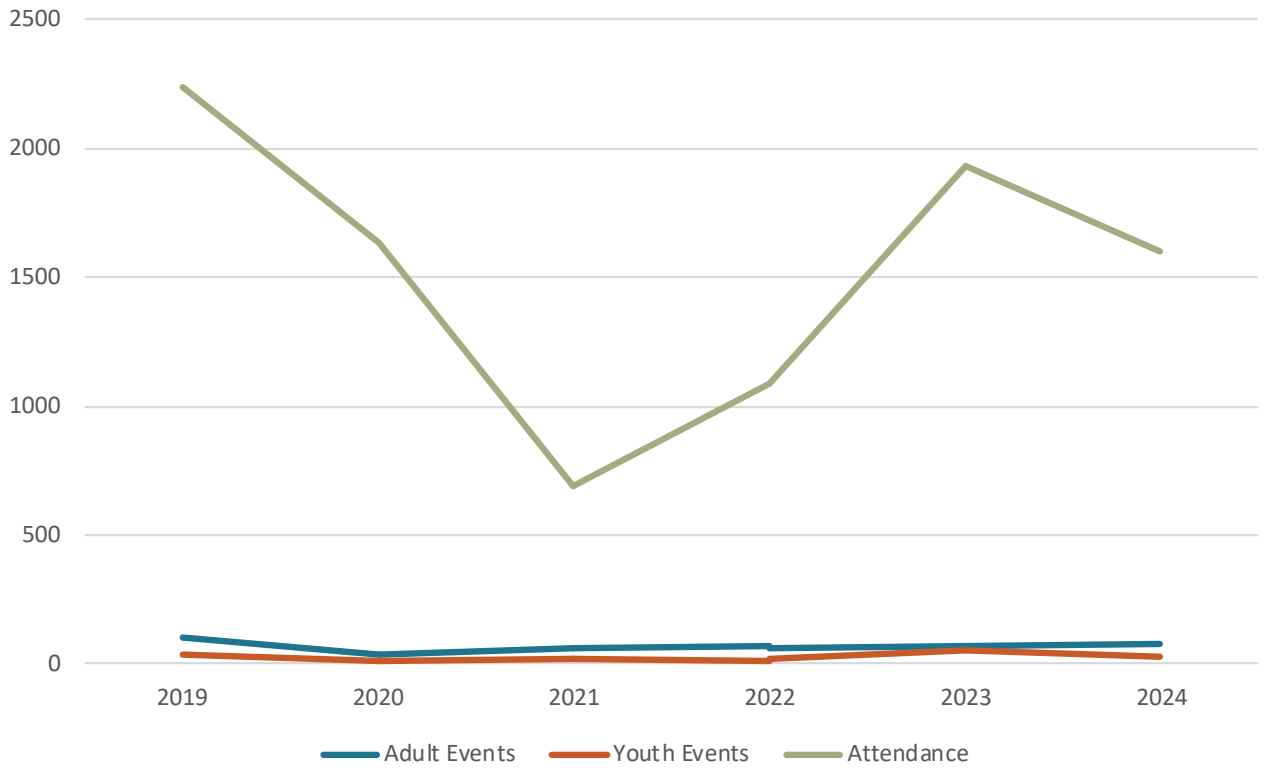
BORROWING_Q4 (October, November & December)



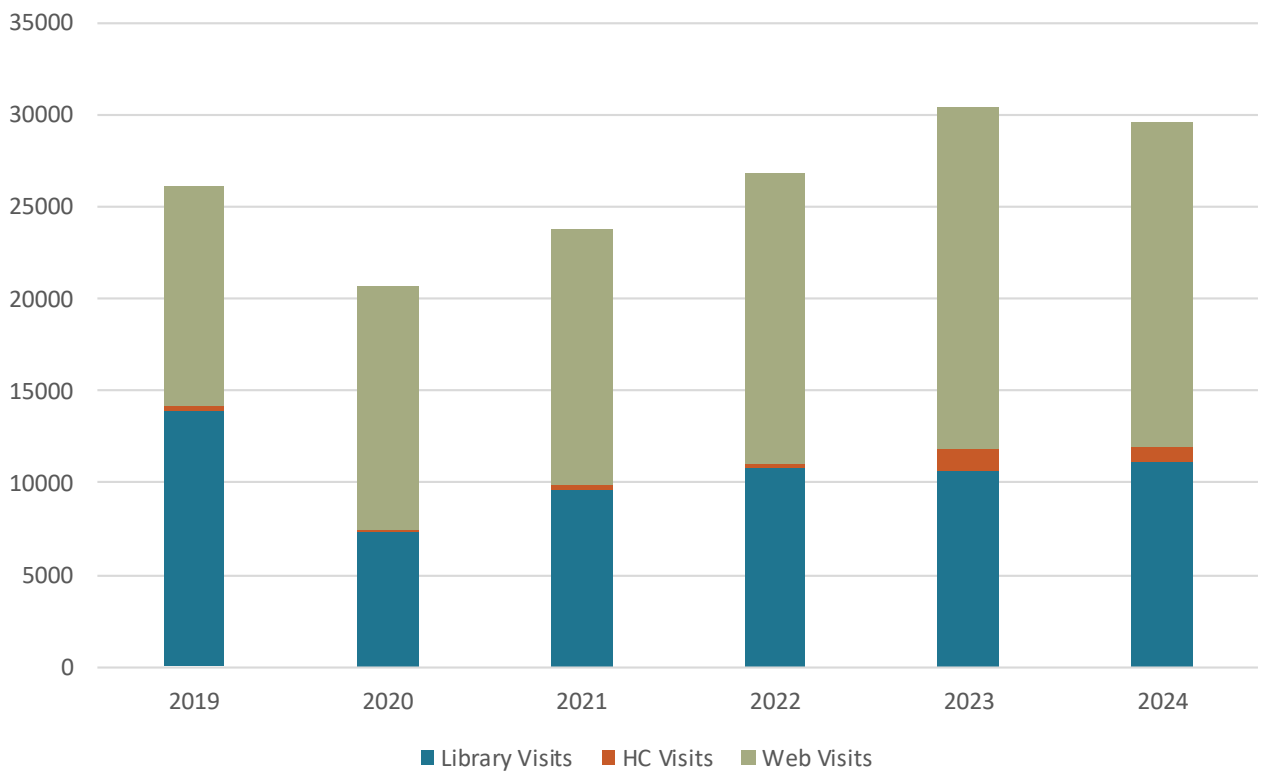
MEMBERS_Q4



EVENTS_Q4 (October, November, & December)



ENGAGEMENT_Q4



Q4 Data: October, November, December Combined, Year to Year

BORROWING						
	2019	2020	2021	2022	2023	2024
All Circulation	33219	34842	33317	34108	38234	40293
Juvenile Print Circulation	2705	2565	2452	2358	2836	3527
Physical Circulation	17390	12760	13531	12947	13389	14990
Digital Circulation	15829	22082	19786	21161	24845	24772
PATRONS						
	2019	2020	2021	2022	2023	2024
Resident	772	679	638	668	648	678
Non-Resident Homeowner	3656	2935	2864	3209	3648	3390
County	1440	1303	1184	1291	1295	1363
Other	355	221	309	320	367	921
Total Patrons	6223	5138	4995	5488	5958	6352
EVENTS						
	2019	2020	2021	2022	2023	2024
Adult Events	100	37	65	67	72	74
Youth Events	35	13	23	19	51	31
Total Events	135	50	88	86	123	105
Attendance	2237	1632	689	1087	1929	1598
ENGAGEMENT						
	2019	2020	2021	2022	2023	2024
Library Visits	13931	7276	9648	10803	10722	11125
HC Visits	253	155	250	255	1079	833
Web Visits	11852	13242	13866	15757	18527	17633