

## MEMBERS

TOTAL 6,402 / 6,042  
Resident 685 / 742  
Nonresident 3,403 / 3,514  
County 1,371 / 1,344  
Seasonal 171 / 186  
Other 586\* / 141  
eCard 186 / 115  
New Patrons 47 / n/a



Active member base surpassed 2019 figures.

\*Youth separated from resident, NR, and county data starting January 2024.

## BORROWING

Circulation 13,423 / 12,110  
Physical 5,250 / 3,586  
Digital 8,017 / 8,524  
Acquisitions 885 / 716  
Print 536 / 314  
AV 61 / 93  
Digital 288 / 426



Digital borrowing down slightly from 2023 for all formats except audiobooks, which increased 15%.

*Note – Migration to new system occurred Nov. 2023, physical circulation was temporarily impacted and restored Dec. 2023.*

## EVENTS

Adult events 20 / 25  
Children's events 11 / 19  
Attendance 557 / 809



Story Time with Mrs. Claus continues to be the highest attended November event – over 220 in attendance!

## HISTORY CENTER OBJECTS

Cataloged 55 / 5  
Digitized 87 / 170

## TECH & SOCIAL

PC use 267 / 183  
Wi-Fi use 750 / 660  
Printing 6,430 / 1,919  
Website Visits 5,847 / 6,380  
Lib Facebook Reach 8,635 (down vs. previous month)  
HC Facebook Reach 73,029 (up)  
Lib Instagram Reach 1,169 (down)  
HC Instagram Reach 2,077 (up)  
Lib Follows/Likes 16 (same vs. Oct.)  
HC Follows/Likes 51 (up vs. Oct.)



The HC saw increased engagement on both Facebook and Instagram. Library computer and Wi-Fi use are up compared to November 2023.

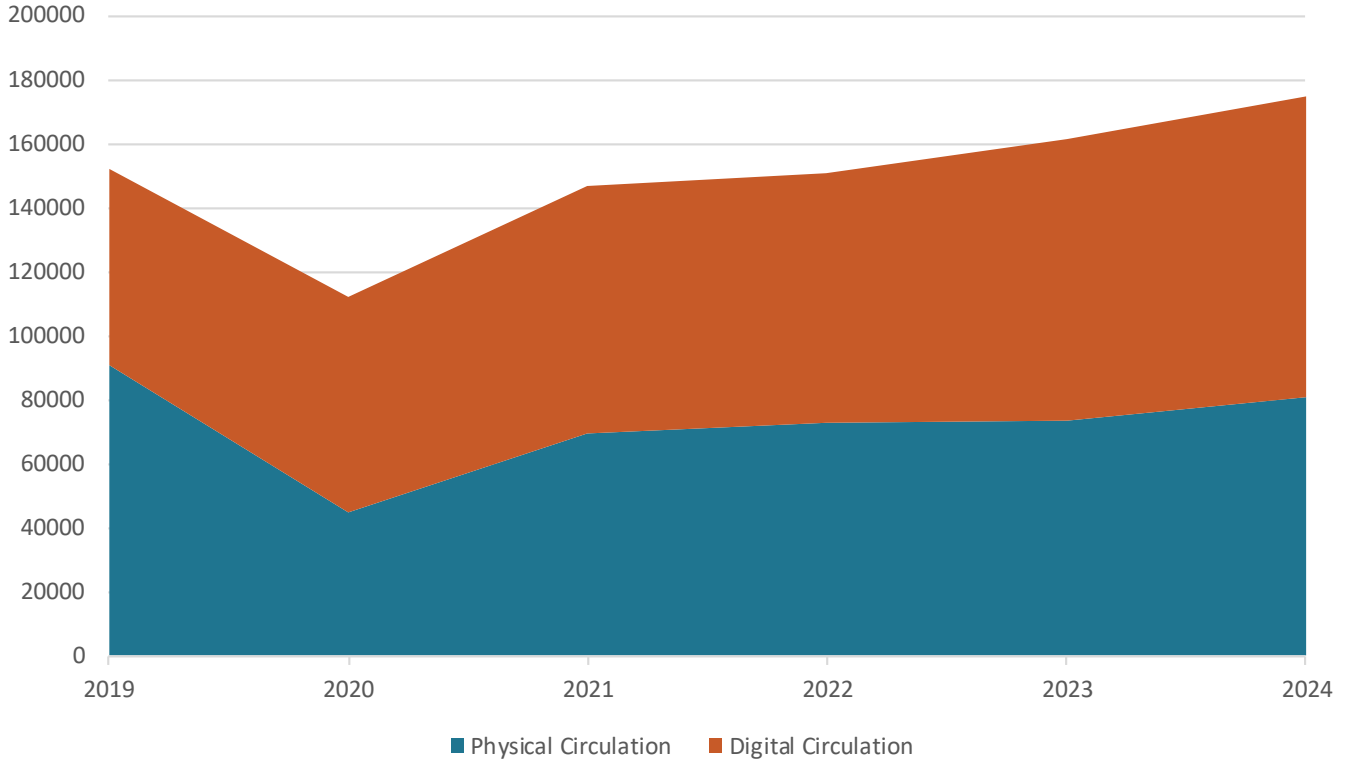
## WELCOMED ONSITE

Library 3,739 / 3,894  
History Center 210 / 367

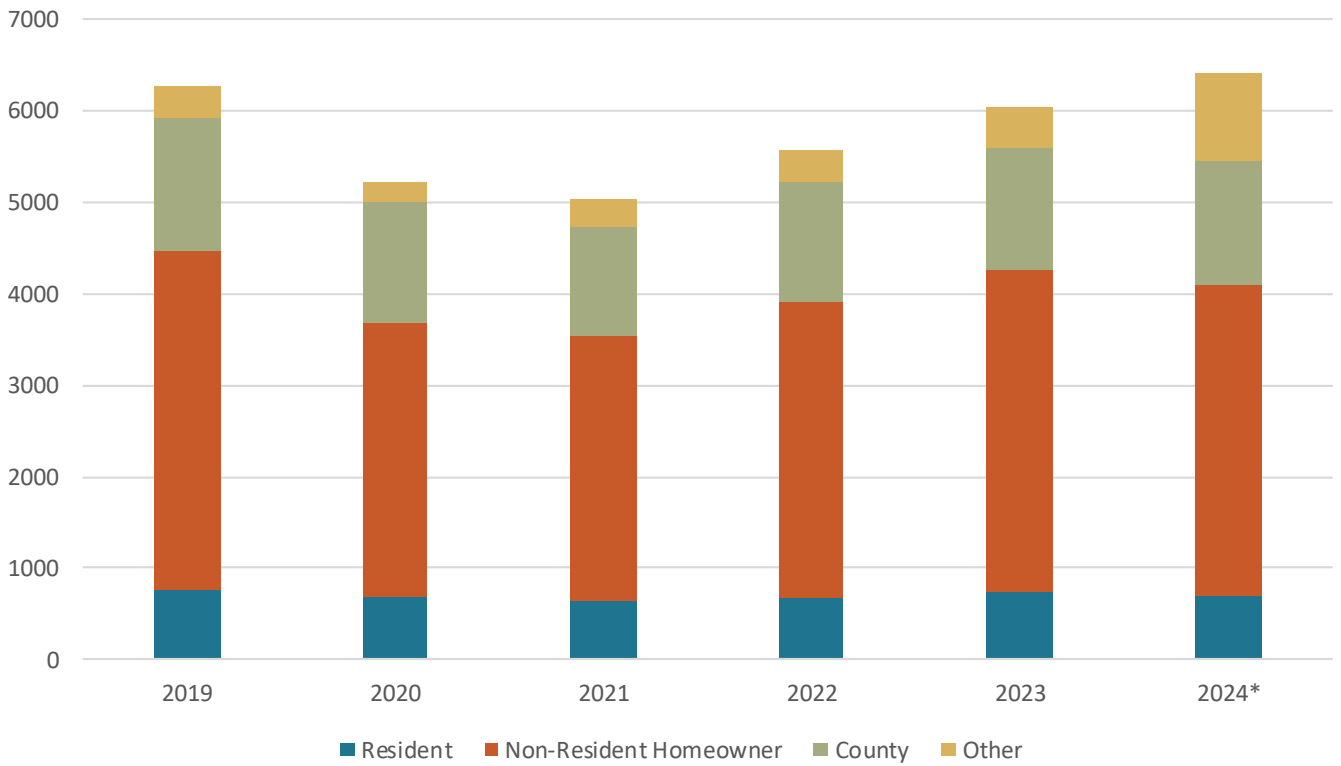


November 2024 saw lower onsite engagement in both facilities vs. November 2023, but YTD up vs. 2023.

### BORROWING\_YTD



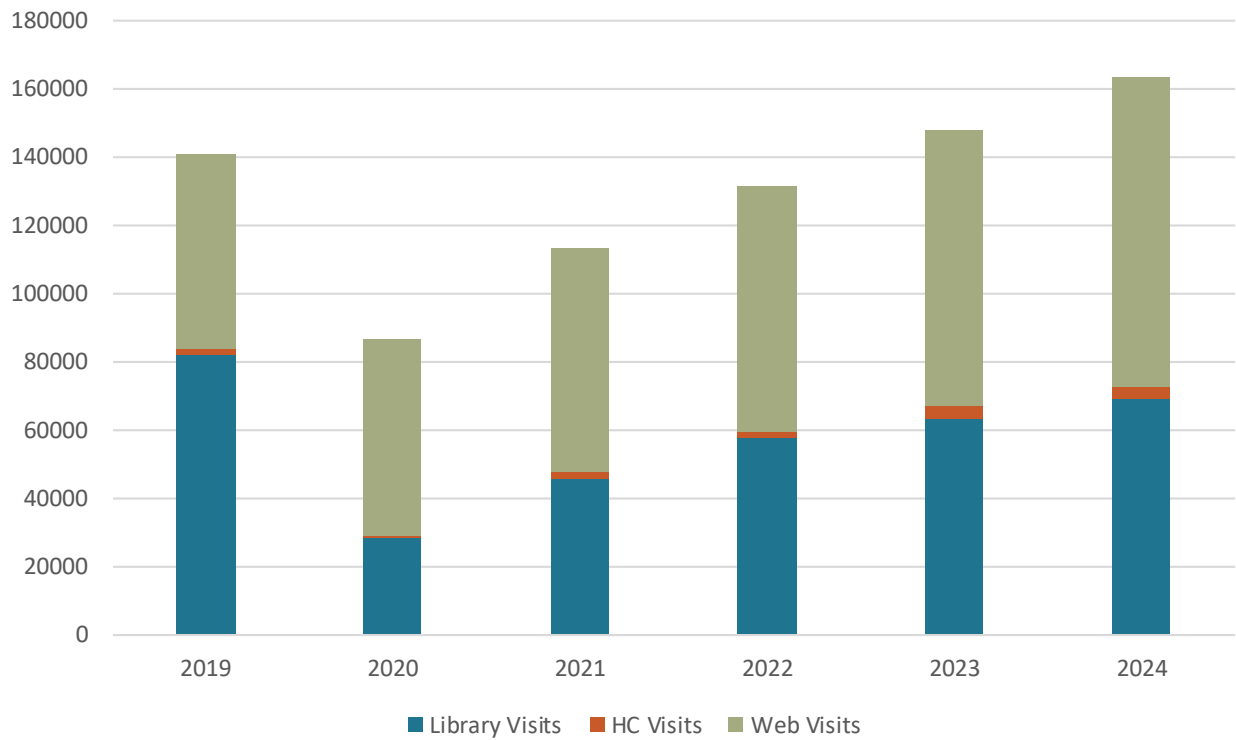
### MEMBERS YTD



### EVENTS YTD



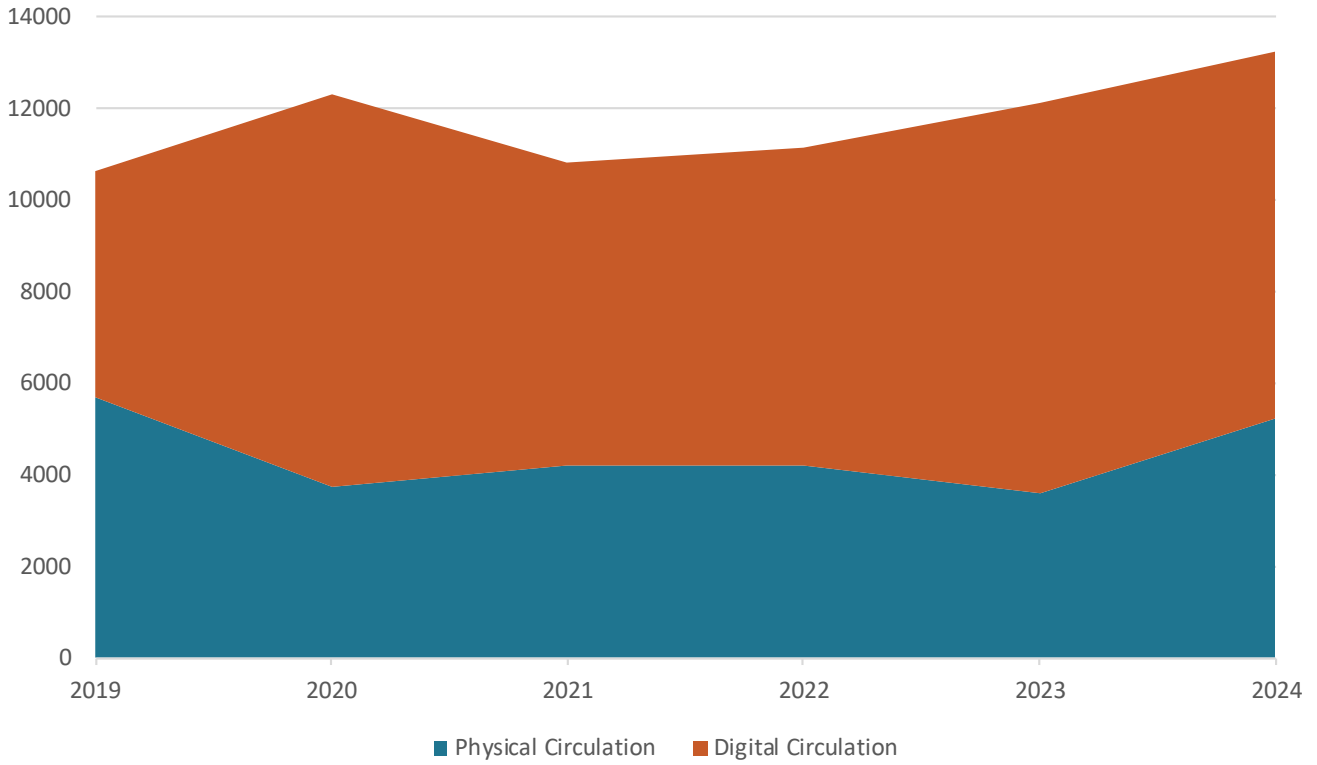
### ENGAGEMENT YTD



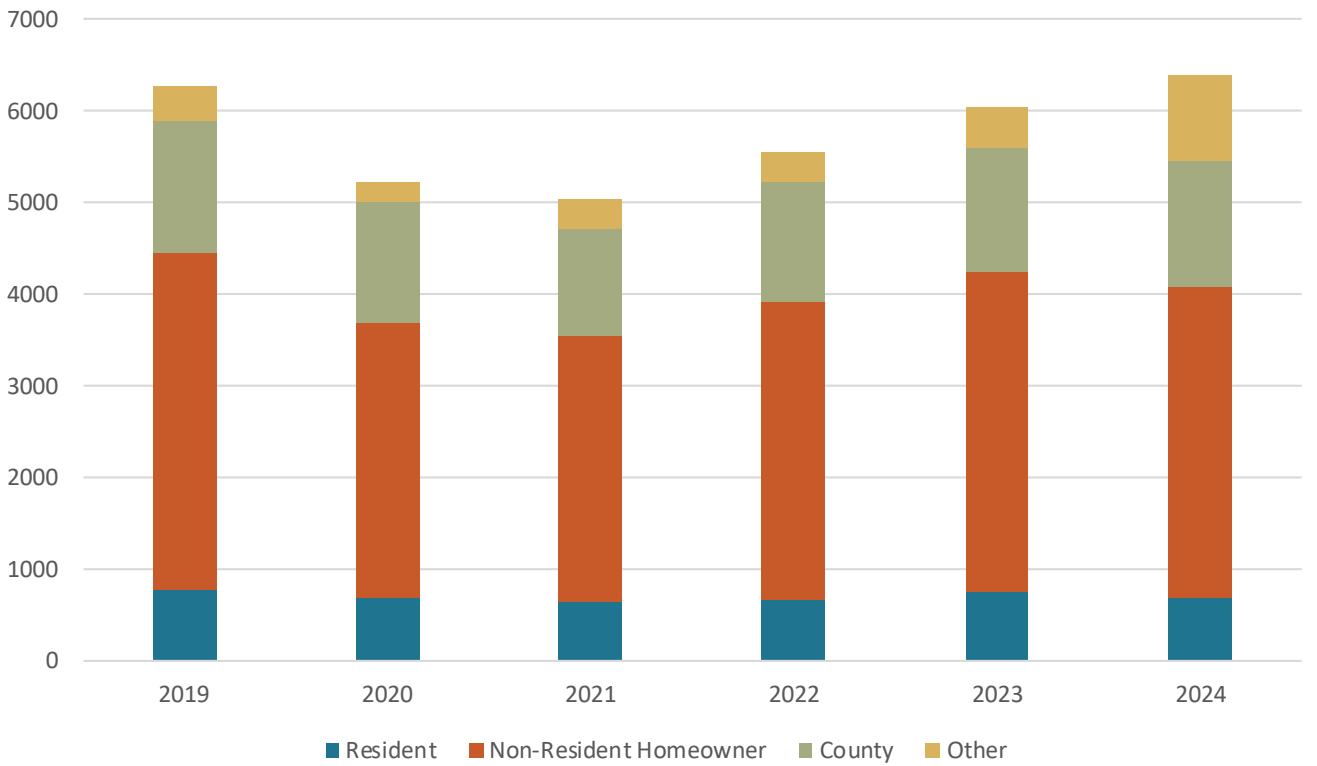
# November YTD Statistics – As of November 30

BORROWING						
	2019	2020	2021	2022	2023	2024
All Circulation	152420	111962	146799	150857	161614	176550
Juvenile Print Circulation	17276	9308	17734	18966	20421	24129
Physical Circulation	90654	44695	69559	72973	73354	80688
Digital Circulation	61766	67267	77240	77879	88260	94269
PATRONS						
	2019	2020	2021	2022	2023	2024*
Resident	773	683	638	664	742	685
Non-Resident Homeowner	3693	2998	2897	3246	3514	3403
County	1446	1326	1183	1313	1344	1371
Other	353	213	314	336	442	943
Total Patrons	6265	5220	5032	5559	6042	6402
EVENTS						
	2019	2020	2021	2022	2023	2024
Adult Events	411	186	238	272	305	323
Youth Events	172	76	91	126	149	142
Total Events	583	262	329	398	454	465
Attendance	13174	6671	8667	8423	16573	20991
ENGAGEMENT						
	2019	2020	2021	2022	2023	2024
Library Visits	82027	28042	45999	57745	62911	69006
HC Visits	1898	510	1297	1756	3807	3265
Web Visits	56646	57492	66148	71936	81022	90935
*Youth separated from resident, NR, and county data starting January 2024.						

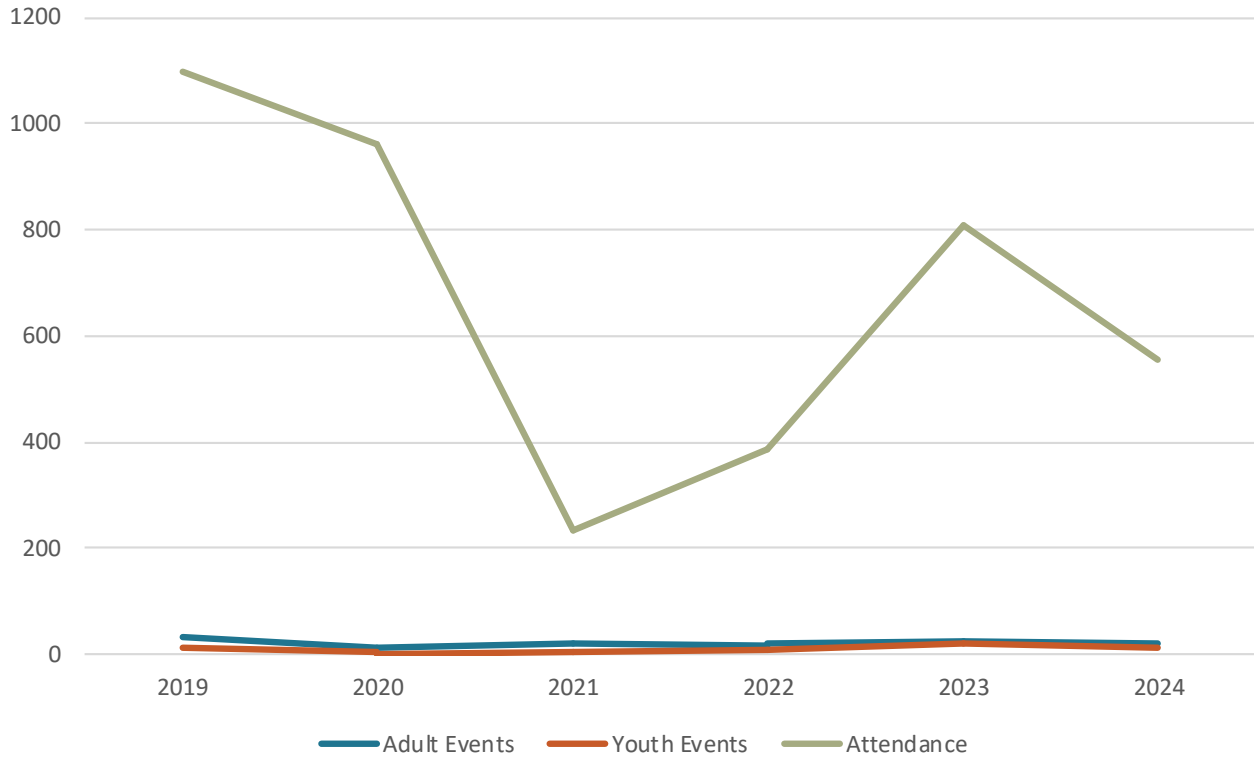
### BORROWING\_November



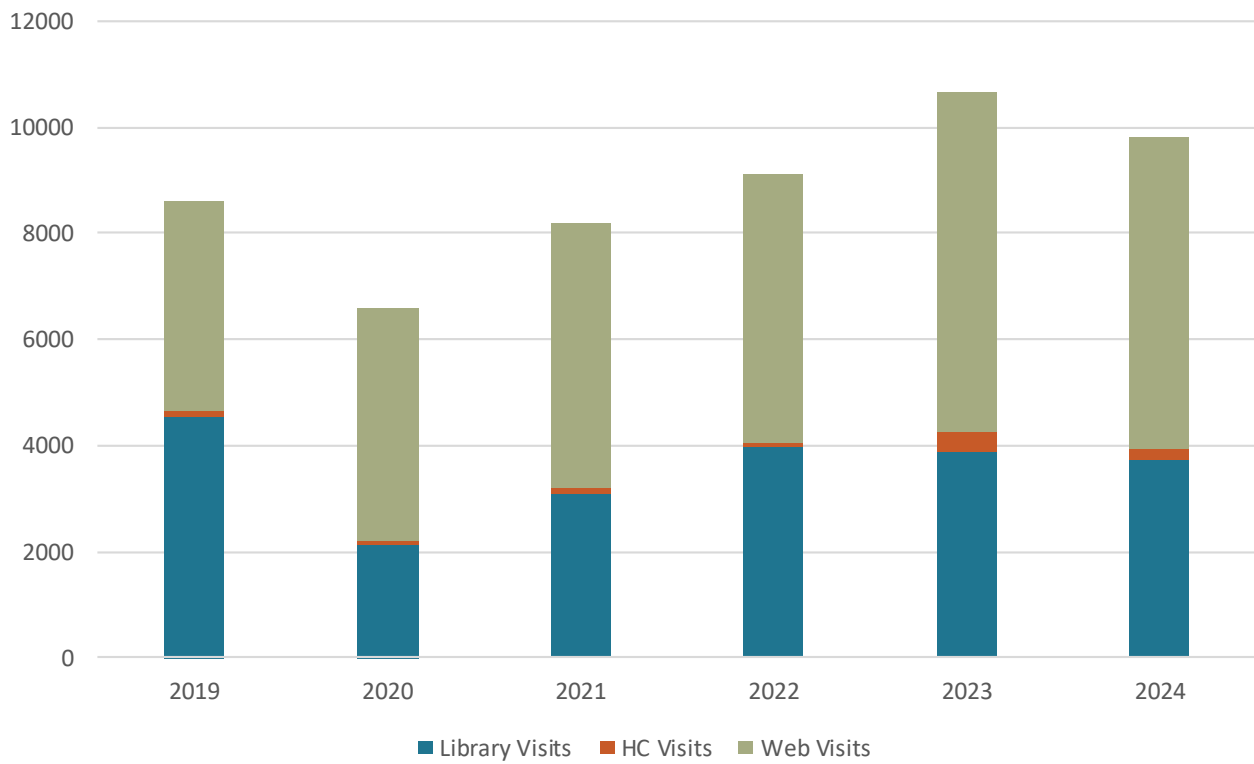
### MEMBERS\_November



### EVENTS\_November



### ENGAGEMENT\_November



## Monthly Data: November Year-to-Year

BORROWING						
	2019	2020	2021	2022	2023	2024
All Circulation	10639	12319	10840	11132	12110	13423
Juvenile Print Circulation	846	773	807	826	915	1385
Physical Circulation	5689	3754	4214	4225	3586	5250
Digital Circulation	4950	8565	6626	6907	8524	8017
PATRONS						
	2019	2020	2021	2022	2023	2024
Resident	773	683	638	664	742	685
Non-Resident Homeowner	3693	2998	2897	3246	3514	3403
County	1446	1326	1183	1313	1344	1371
Other	353	213	314	336	442	943
Total Patrons	6265	5220	5032	5559	6042	6402
EVENTS						
	2019	2020	2021	2022	2023	2024
Adult Events	31	11	22	20	25	20
Youth Events	11	4	6	7	19	11
Total Events	42	15	28	27	44	31
Attendance	1097	963	232	386	809	557
ENGAGEMENT						
	2019	2020	2021	2022	2023	2024
Library Visits	4543	2118	3084	3964	3894	3739
HC Visits	104	67	111	101	367	210
Web Visits	3930	4404	5010	5035	6380	5847