

MEMBERS

TOTAL 6,476 / 5,927
Resident 686 / 697
Nonresident 3,467 / 3,411
County 1,375 / 1,439
Seasonal 171 / 184
Other 592* / 93
eCard 185 / 104
New Patrons 55 / 34



Over 4,100 active resident/
property owner members, slightly down
from September.

*Youth separated from resident, NR,
and county data starting January 2024.

BORROWING

Circulation 14,164 / 13,572
Physical 5,690 / 5,381
Digital 8,279 / 8,191
Acquisitions 644 / 716
Print 350 / 296
AV 47 / 41
Digital 247 / 228



Overall circulation as well as breakdown
between physical and digital items close
to 2023 figures. Museum Pass use is up
92% vs. October 2023.

EVENTS

Adult events 32 / 27
Children's events 10 / 21
Attendance 464 / 410



October event attendance on par
with October 2023 figures. YTD
event attendance up over 2023.

HISTORY CENTER OBJECTS

Cataloged 55 / 40
Digitized 87 / 72

TECH & SOCIAL

PC use 313 / 231
Wi-Fi use 868 / 775
Printing 6,845 / 4,257
Website Visits 6,430 / 6,469
Lib Facebook Reach 14,573 (up 74% vs.
previous month)
HC Facebook Reach 58,716 (down 48%)
Lib Instagram Reach 2,382 (up 99%)
HC Instagram Reach 1,659 (down 11%)
Lib Follows/Likes 16 (down vs. Sept.)
HC Follows/Likes 46 (down vs. Sept.)



Following the patterns we've seen
through 2024. Onsite PC/Wi-Fi use
slightly up, with printer use up. The
library saw increased engagement on
both Facebook and Instagram.

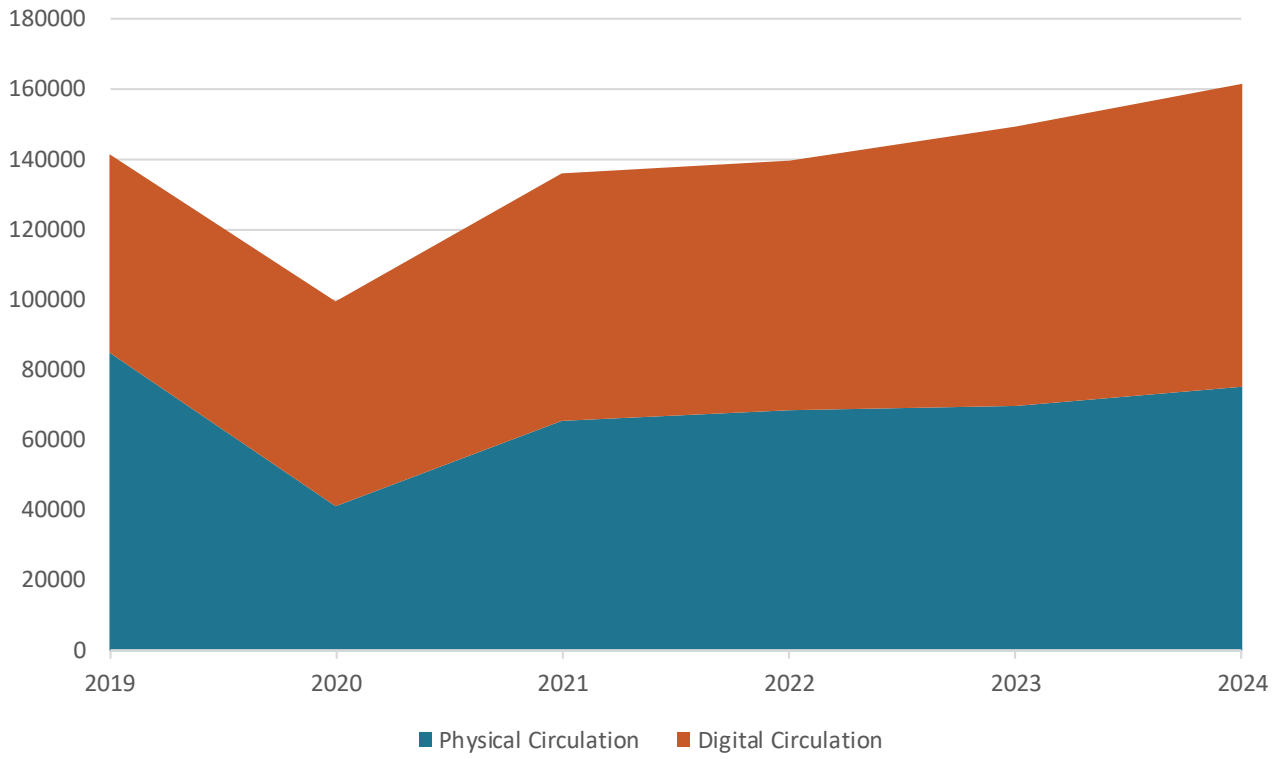
WELCOMED ONSITE

Library 4,450 / 3,636
History Center 318 / 351

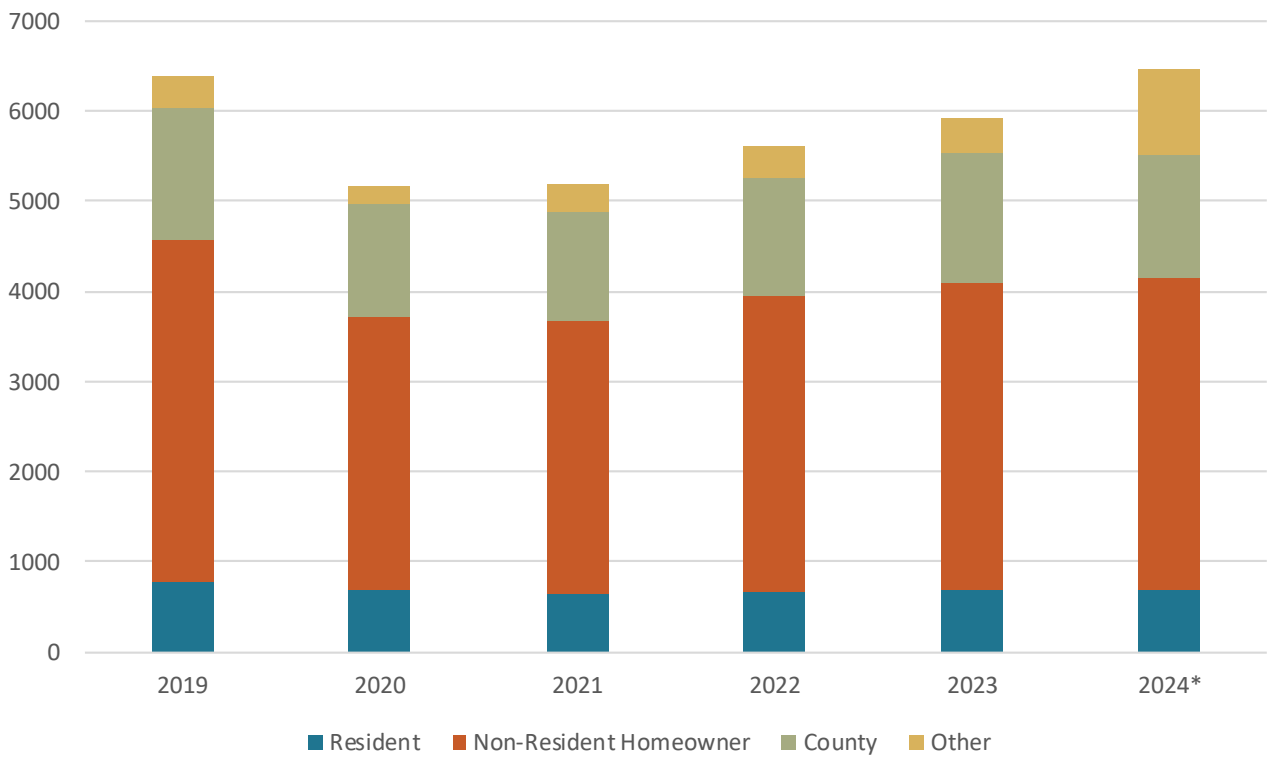


Onsite library visits up 22% over October
2023.
Down 18% vs. October 2019.

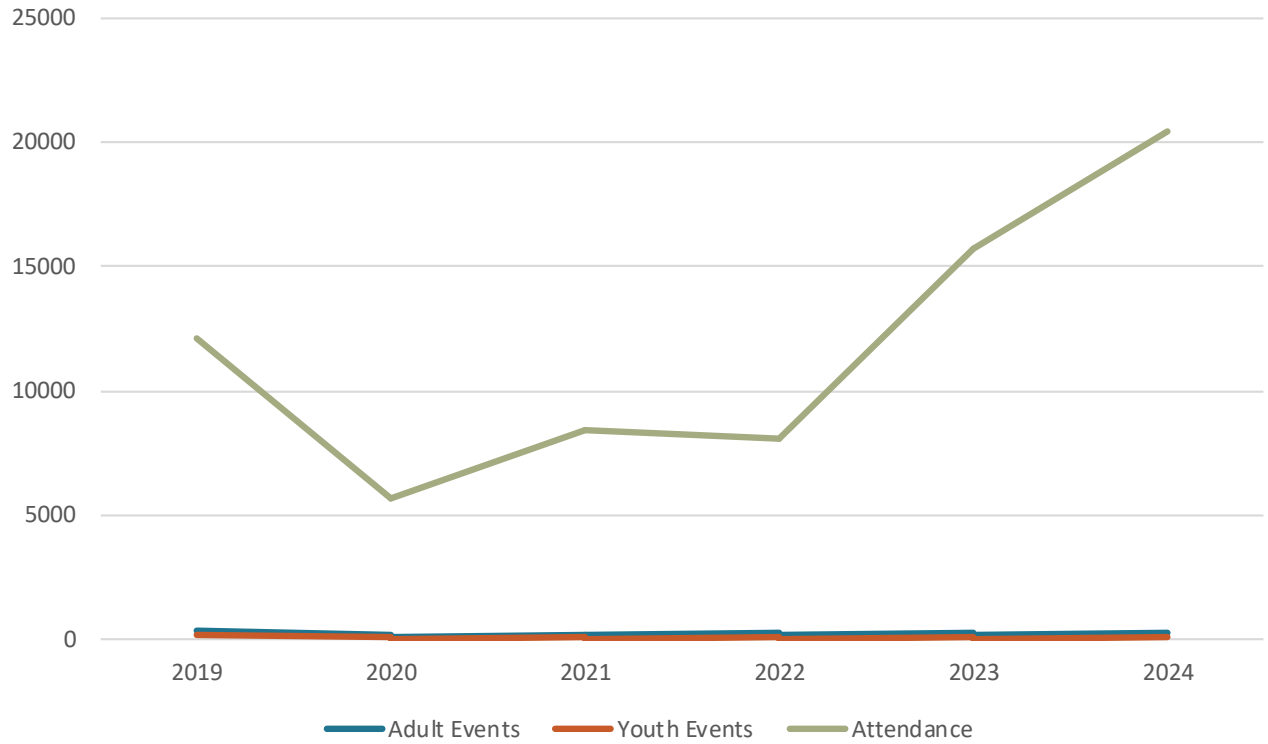
BORROWING_YTD



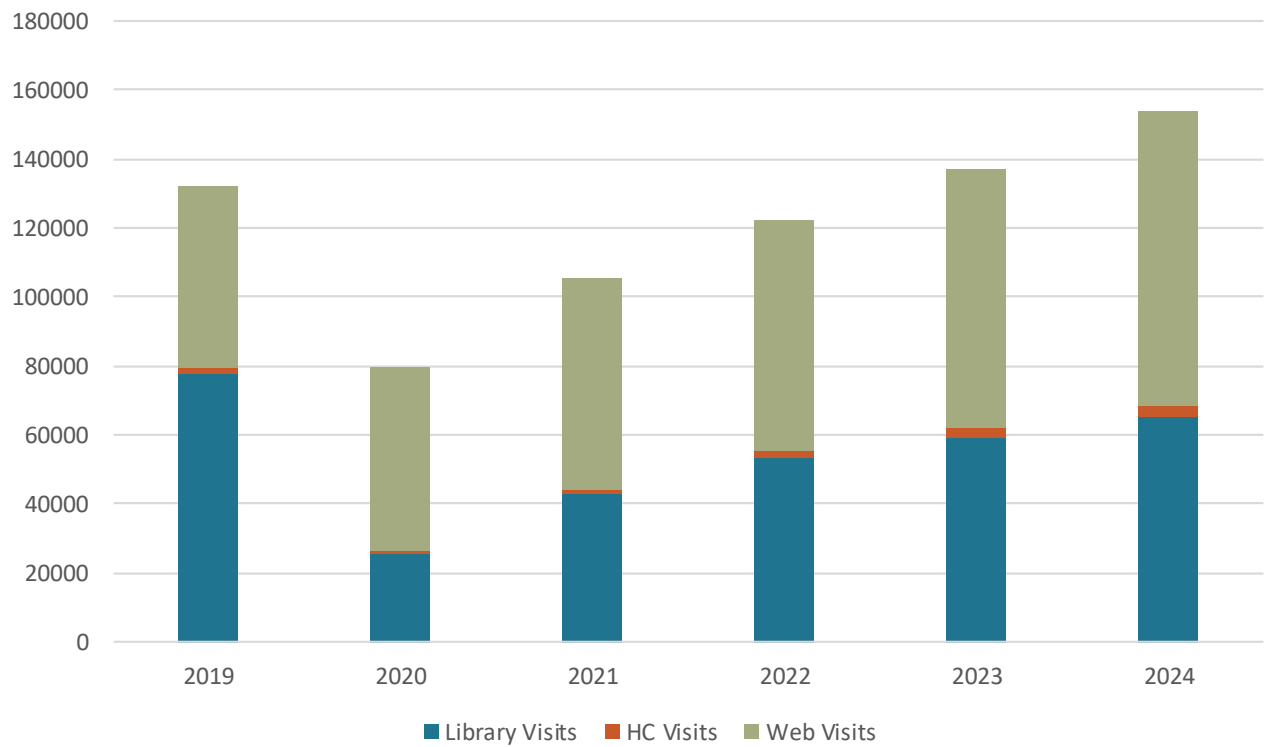
MEMBERS YTD



EVENTS YTD



ENGAGEMENT YTD

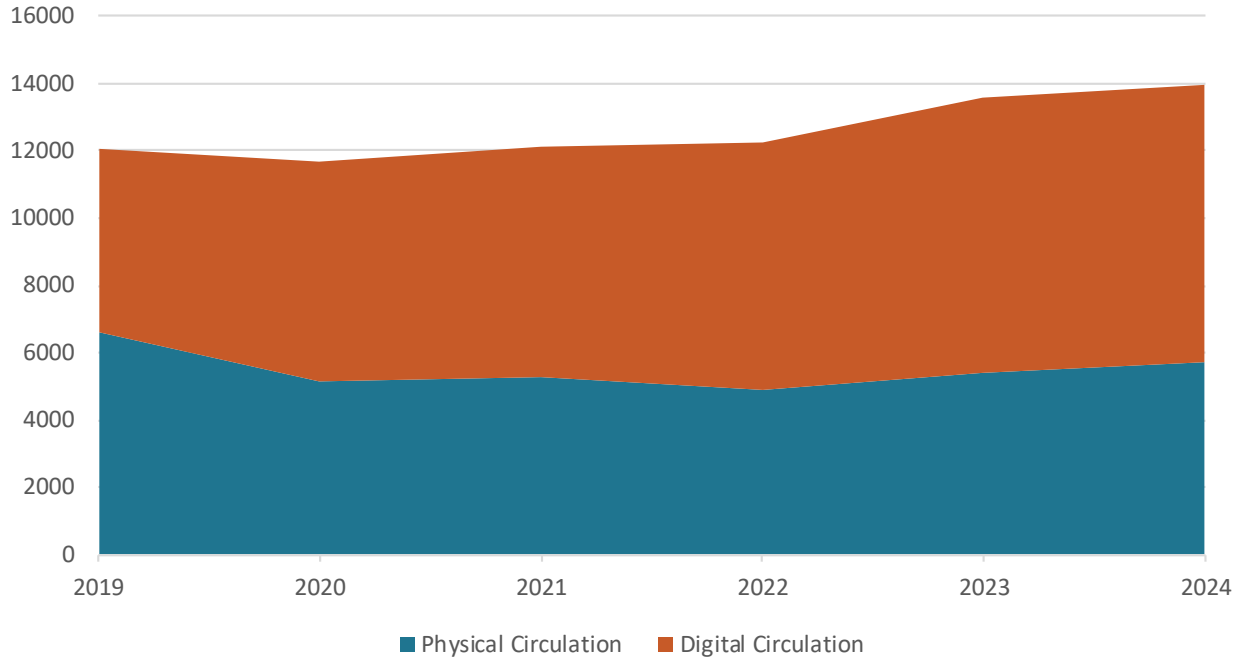


October YTD Statistics – As of October 31

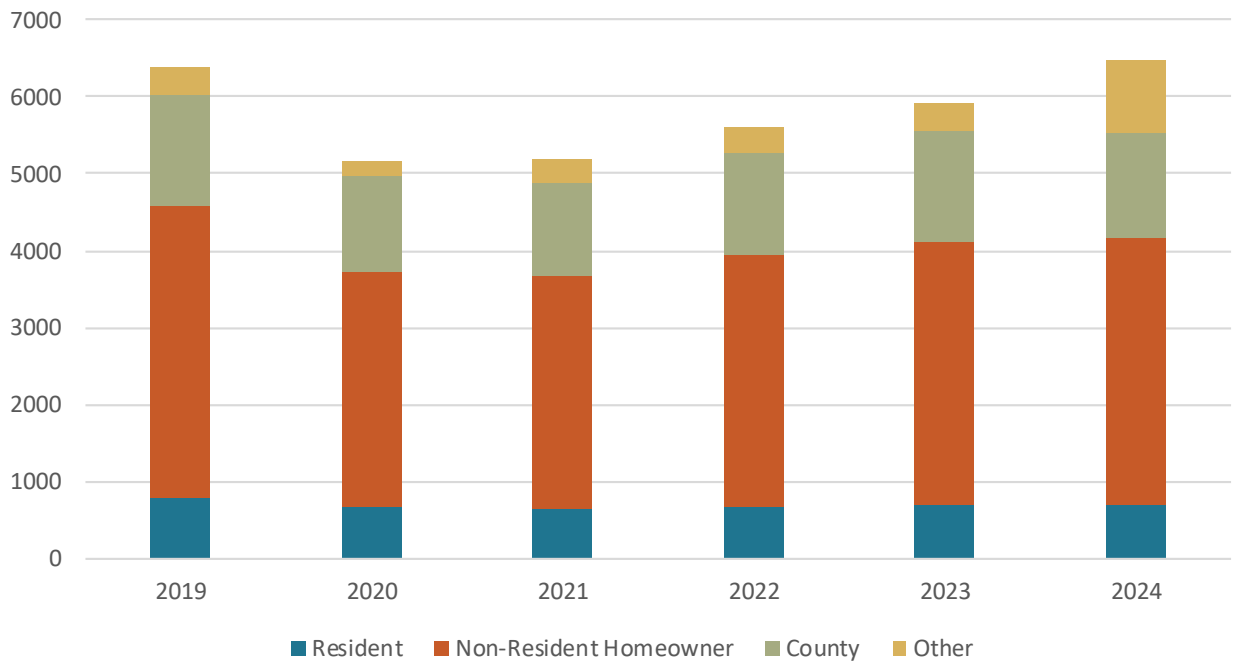
BORROWING						
	2019	2020	2021	2022	2023	2024
All Circulation	141781	99643	135959	139725	149504	163127
Juvenile Print Circulation	16430	8535	16927	18140	19506	22744
Physical Circulation	84965	40941	65345	68748	69768	75438
Digital Circulation	56816	58702	70614	70972	79736	86252
PATRONS						
	2019	2020	2021	2022	2023	2024*
Resident	777	677	645	670	696	686
Non-Resident Homeowner	3796	3039	3035	3276	3411	3467
County	1466	1250	1199	1323	1439	1375
Other	354	190	310	348	381	948
Total Patrons	6393	5156	5189	5617	5927	6476
EVENTS						
	2019	2020	2021	2022	2023	2024
Adult Events	380	175	216	252	280	303
Youth Events	161	72	85	119	130	131
Total Events	541	247	301	371	410	434
Attendance	12077	5708	8435	8037	15764	20434
ENGAGEMENT						
	2019	2020	2021	2022	2023	2024
Library Visits	77484	25924	42915	53781	59017	65267
HC Visits	1794	443	1186	1655	3440	3055
Web Visits	52716	53088	61138	66901	74642	85088

*As of January 2024, youth members have been pulled out of the three primary categories and are now included in the “Other” column. Detailed youth statistics available upon request.

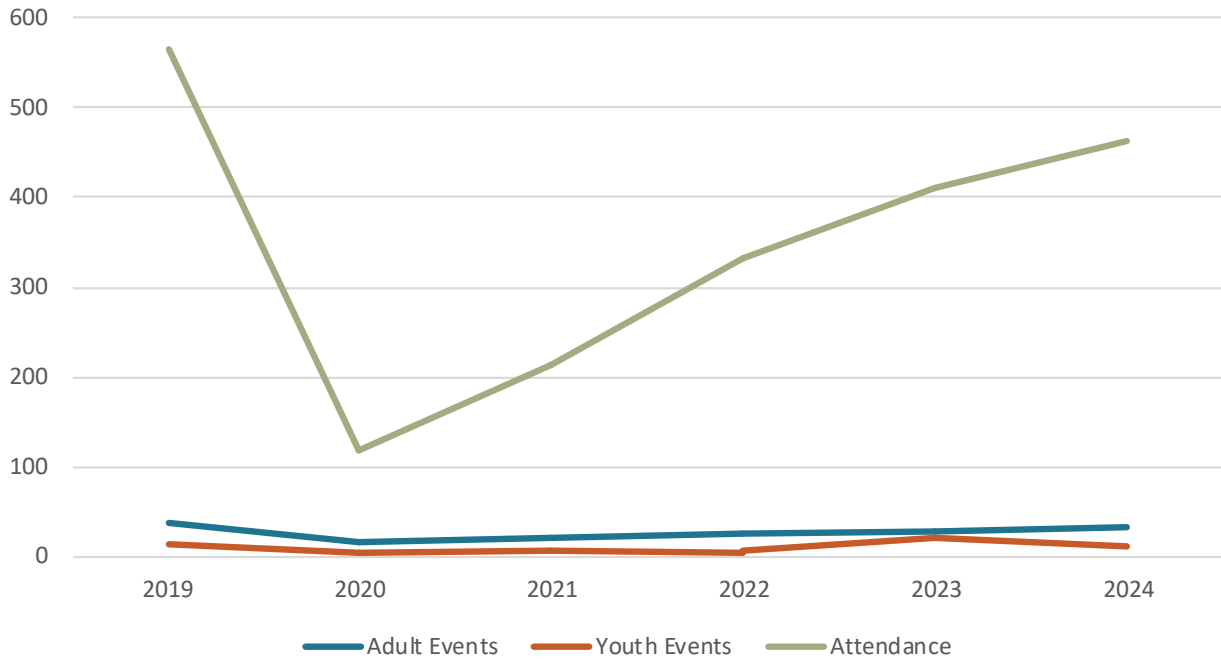
BORROWING_October



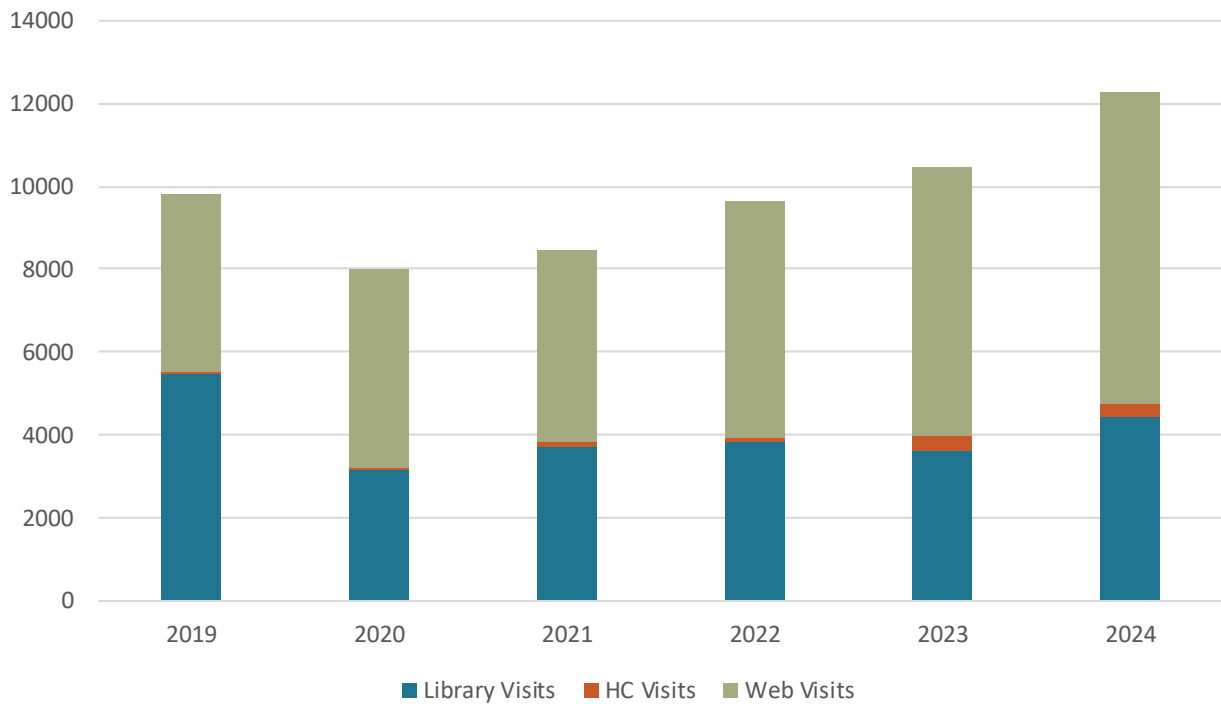
PATRONS_October



EVENTS_October



ENGAGEMENT_October



Monthly Data: October Year-to-Year

BORROWING						
	2019	2020	2021	2022	2023	2024
All Circulation	12076	11710	12130	12227	13572	14164
Juvenile Print Circulation	1042	991	872	849	977	1252
Physical Circulation	6591	5146	5286	4893	5381	5690
Digital Circulation	5485	6564	6844	7334	8191	8279
PATRONS						
	2019	2020	2021	2022	2023	2024
Resident	777	677	645	670	696	686
Non-Resident Homeowner	3796	3039	3035	3276	3411	3467
County	1466	1250	1199	1323	1439	1375
Other	354	190	310	348	381	948
Total Patrons	6393	5156	5189	5617	5927	6476
EVENTS						
	2019	2020	2021	2022	2023	2024
Adult Events	37	15	20	26	27	32
Youth Events	14	4	7	5	21	10
Total Events	51	19	27	31	48	42
Attendance	566	118	214	332	410	464
ENGAGEMENT						
	2019	2020	2021	2022	2023	2024
Library Visits	5487	3137	3738	3821	3636	4450
HC Visits	57	50	58	86	351	318
Web Visits	4265	4785	4671	5737	6469	7521