

## MEMBERS

TOTAL 6,566 / 6,102  
Resident 693 / 700  
Nonresident 3,546 / 3,560  
County 1,360 / 1,451  
Seasonal 172 / 185  
Other 606\* / 94  
eCard 189 / 112  
New Patrons 56 / 69



Over 4,200 active resident/  
property owner members.  
\*Youth separated from resident, NR,  
and county data starting January 2024.

## BORROWING

Circulation 15,731 / 15,324  
Physical 6,919 / 6,818  
Digital 8,672 / 8,506  
Acquisitions 649 / 716  
Print 366 / 356  
AV 44 / 72  
Digital 239 / 288



Overall circulation as well as breakdown  
between physical and digital items close  
to 2023 figures.

## EVENTS

Adult events 27 / 27  
Children's events 9 / 7  
Attendance 1,354 / 1,732



September event attendance down  
from September 2023 figures. YTD  
event attendance up over 2023.

## HISTORY CENTER OBJECTS

Cataloged 66 / 0  
Digitized 52 / 0

## TECH & SOCIAL

PC use 228 / 319  
Wi-Fi use 960 / 1,080  
Printing 6,845 / 5,211  
Website Visits 8,219 / 8,407  
Lib Facebook Reach 8,336 (down 37% vs.  
previous month)  
HC Facebook Reach 114,665 (up 380%)  
Lib Instagram Reach 1,196 (down 82%)  
HC Instagram Reach 1,865 (up 3%)  
Lib Follows/Likes 107 (up vs. August)  
HC Follows/Likes 31 (down vs. August)



Following the pattern we've seen  
through 2024. Onsite PC/Wi-Fi use  
slightly down, with printer use up.

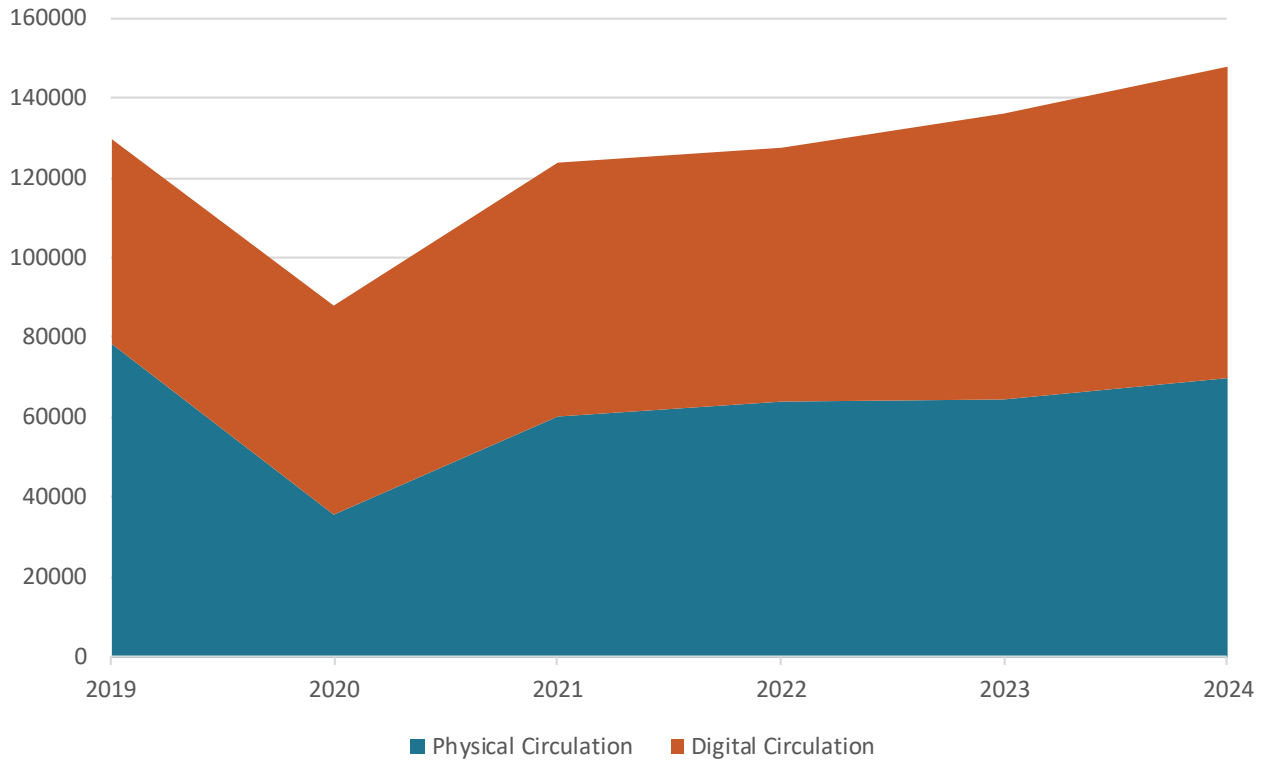
## WELCOMED ONSITE

Library 5,508 / 5,422  
History Center 236 / 365

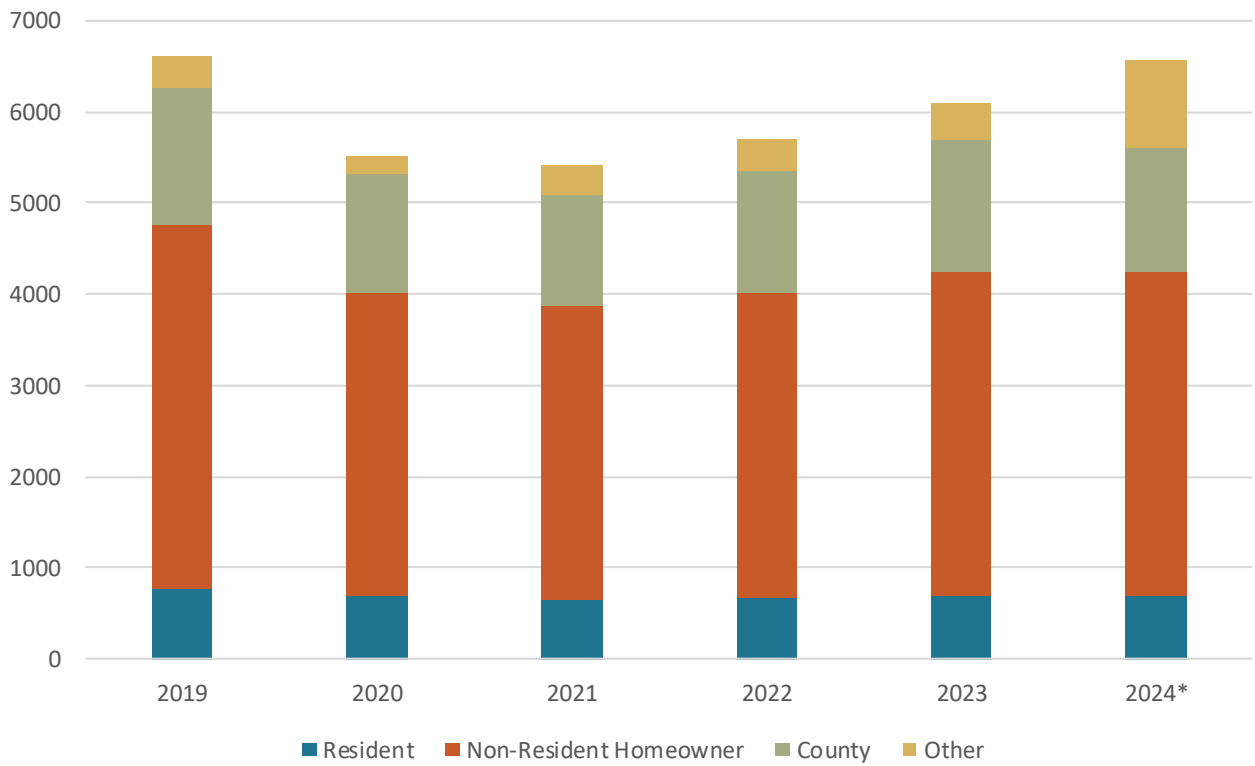


Onsite visits saw less growth relative to  
other recent year to year increases.

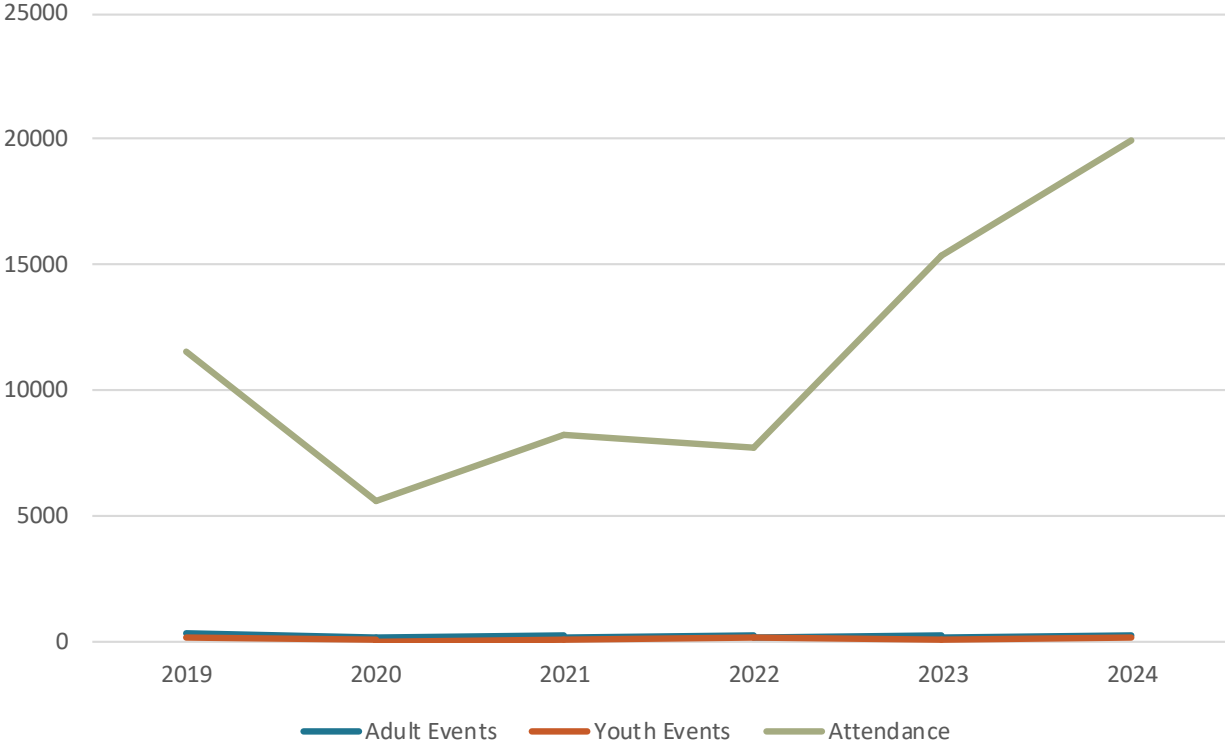
### BORROWING\_YTD



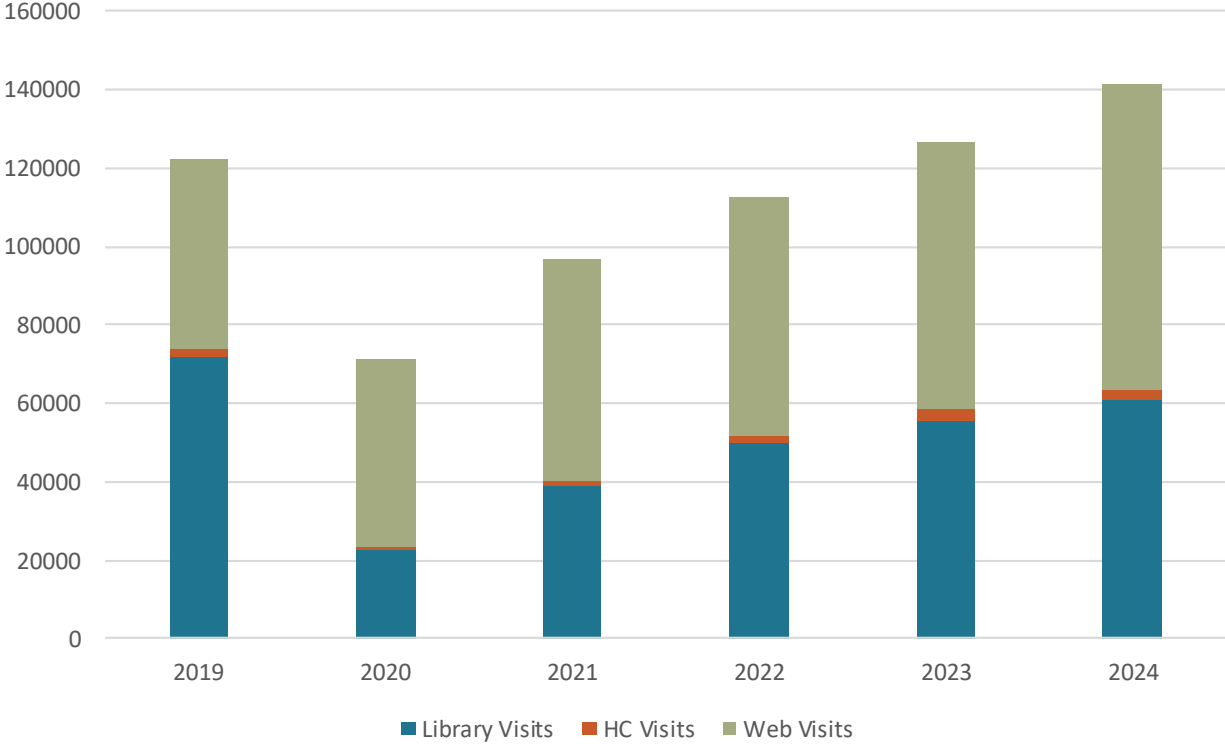
### MEMBERS YTD



### EVENTS YTD



### ENGAGEMENT YTD

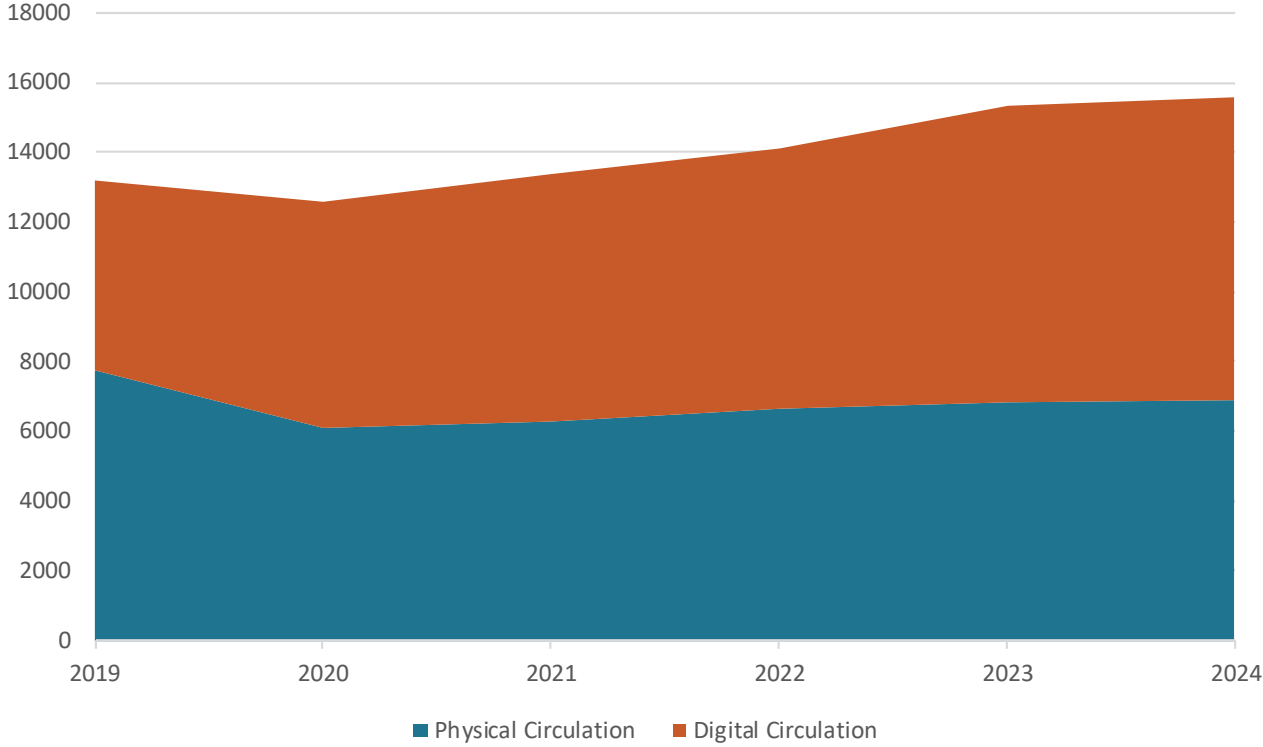


## September YTD Statistics – As of September 30

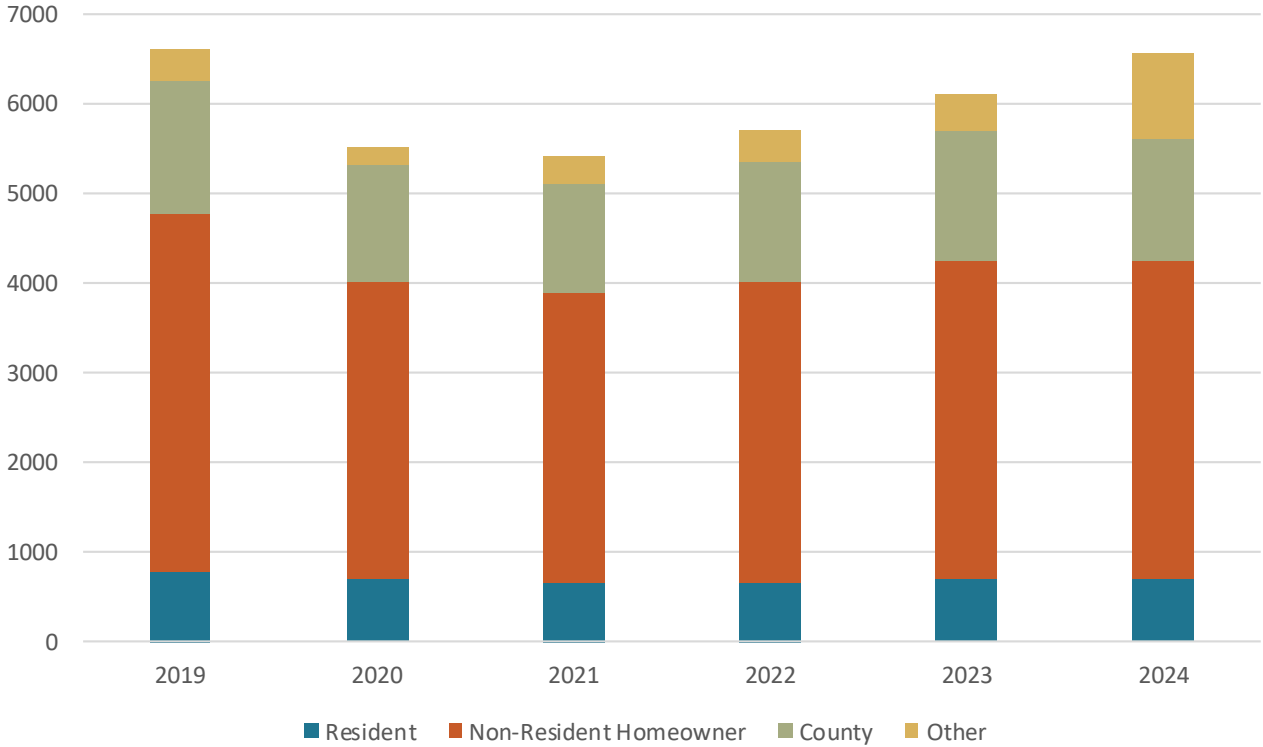
BORROWING						
	2019	2020	2021	2022	2023	2024
All Circulation	129705	87933	123829	127498	135932	148963
Juvenile Print Circulation	15388	7544	16055	17291	18529	21492
Physical Circulation	78374	35795	60059	63855	64387	69748
Digital Circulation	51331	52138	63770	63638	71545	77973
PATRONS						
	2019	2020	2021	2022	2023	2024*
Resident	775	700	654	667	700	693
Non-Resident Homeowner	3991	3317	3229	3351	3560	3546
County	1486	1299	1218	1327	1451	1360
Other	358	192	319	349	391	967
Total Patrons	6610	5508	5420	5694	6102	6566
EVENTS						
	2019	2020	2021	2022	2023	2024
Adult Events	343	160	196	226	253	271
Youth Events	147	68	78	114	109	121
Total Events	490	228	274	340	362	392
Attendance	11511	5590	8221	7705	15354	19970
ENGAGEMENT						
	2019	2020	2021	2022	2023	2024
Library Visits	71997	22787	39177	49960	55381	60817
HC Visits	1737	393	1128	1569	3089	2737
Web Visits	48451	48303	56467	61164	68173	77567

\*As of January 2024, youth members have been pulled out of the three primary categories and are now included in the “Other” column. Detailed youth statistics available upon request.

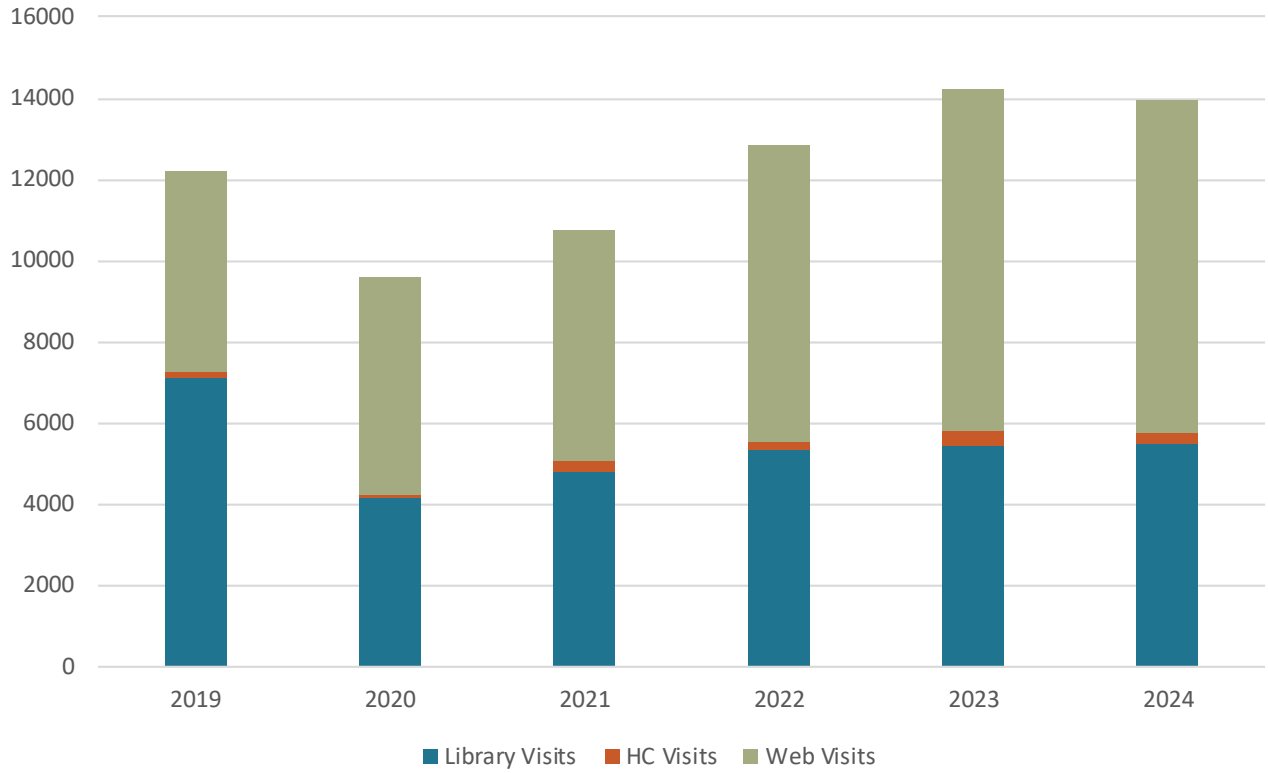
### BORROWING\_September



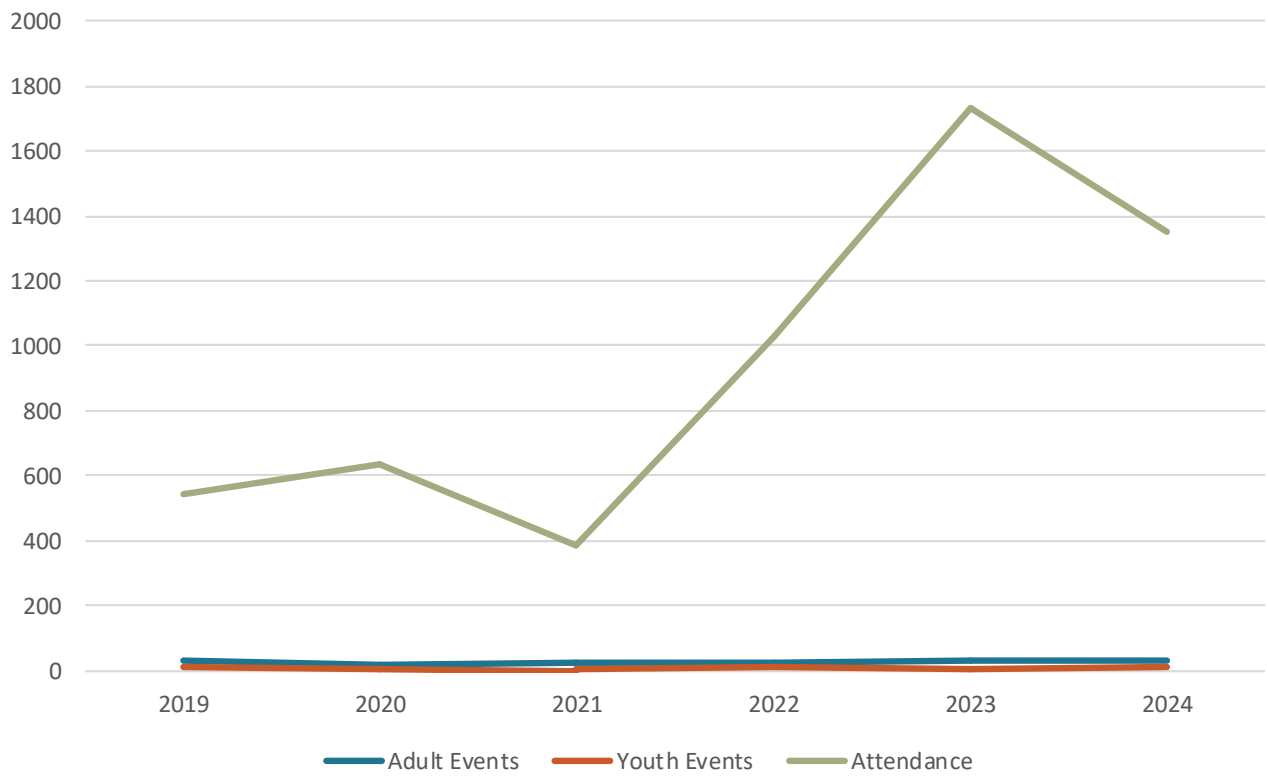
### MEMBERS\_September



## ENGAGEMENT\_September



## EVENTS\_September



## Monthly Data: September Year-to-Year

BORROWING						
	2019	2020	2021	2022	2023	2024
All Circulation	13207	12572	13405	14082	15324	15731
Juvenile Print Circulation	690	1103	893	1133	1239	1466
Physical Circulation	7731	6107	6309	6622	6818	6919
Digital Circulation	5476	6465	7096	7460	8506	8672
PATRONS						
	2019	2020	2021	2022	2023	2024
Resident	775	700	654	667	700	693
Non-Resident Homeowner	3991	3317	3229	3351	3560	3546
County	1486	1299	1218	1327	1451	1360
Other	358	192	319	349	391	967
Total Patrons	6610	5508	5420	5694	6102	6566
EVENTS						
	2019	2020	2021	2022	2023	2024
Adult Events	31	16	21	21	27	27
Youth Events	9	6	4	8	7	9
Total Events	40	22	25	29	34	36
Attendance	545	636	387	1030	1732	1354
ENGAGEMENT						
	2019	2020	2021	2022	2023	2024
Library Visits	7089	4159	4808	5334	5422	5508
HC Visits	155	58	232	176	367	236
Web Visits	4956	5373	5695	7336	8407	8219