

MEMBERS

TOTAL 6,586 / 6,157
Resident 688 / 706
Nonresident 3,580 / 3,628
County 1,362 / 1,433
Seasonal 170 / 179
Other 600* / 95
eCard 186 / 116
New Patrons 164 / 138



Membership continues to increase, the highest number of new cards made since tracking began in 2017.

*Youth separated from resident, NR, and county data starting January 2024.

BORROWING

Circulation 23,136 / 20,672
Physical 13,743 / 11,799
Digital 9,254 / 8,873
Acquisitions 785 / 815
Print 466 / 444
AV 50 / 78
Digital 269 / 293



Specialty loans (tech and bakeware) hit all time highs in August.

Total August borrowing highest on record. Physical circ up 16% over 2023 but down 12% over 2019.

EVENTS

Adult events 41 / 38
Children's events 22 / 22
Attendance 6,578 / 4,203



Event attendance up over August 2024, in part due to increased number of Thursday concerts and strong youth event attendance.

HISTORY CENTER OBJECTS

Cataloged 45 / 13
Digitized 68 / 24

TECH & SOCIAL

PC use 553 / 579
Wi-Fi use 1,829 / 1,953
Printing 11,438 / 11,234
Website Visits 11,532 / 12,712
Lib Facebook Reach 13,317 (up 23% vs. previous month)
HC Facebook Reach 23,875 (down 73%)
Lib Instagram Reach 6,707 (up 270%)
HC Instagram Reach 1,803 (down 53%)
Lib Follows/Likes 52 (down vs. July)
HC Follows/Likes 31 (down vs. July)



Similar pattern to July - overall tech use slightly down vs. 2023, but overall use remains substantial.

WELCOMED ONSITE

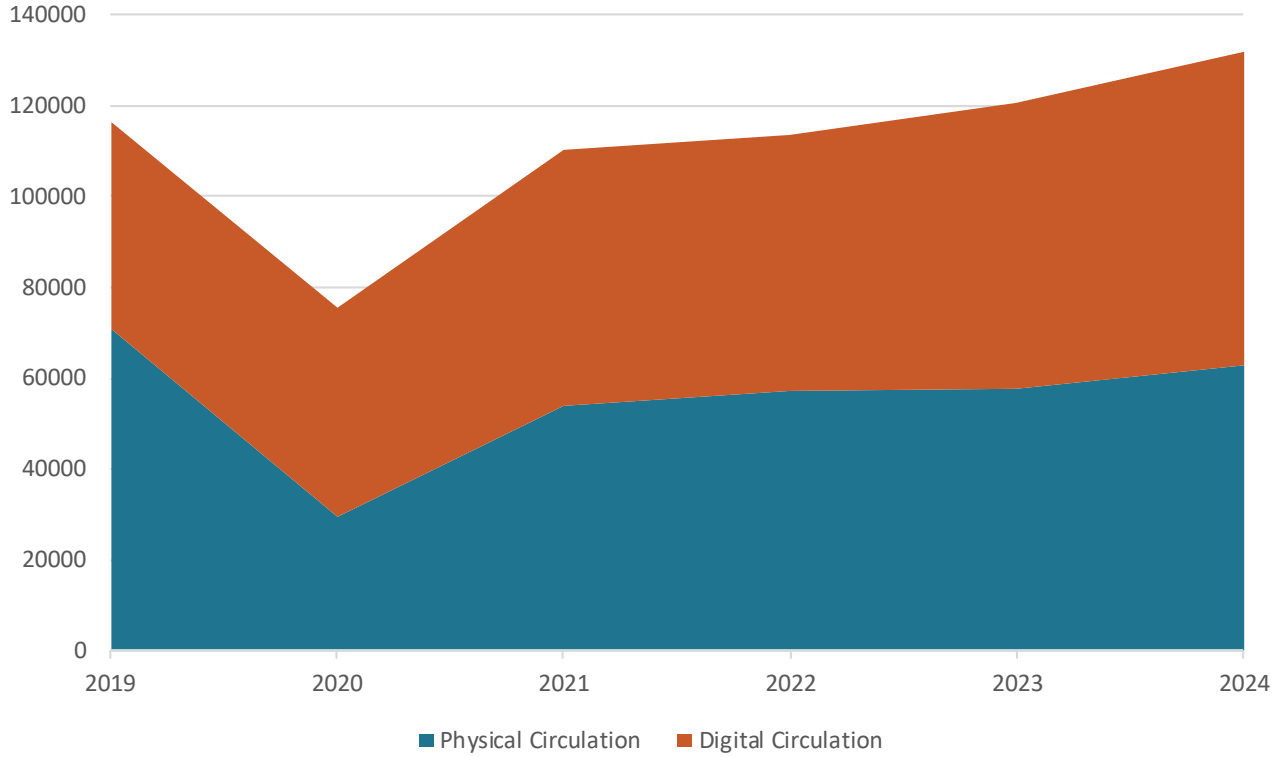
Library 12,954 / 11,949
History Center 524 / 689



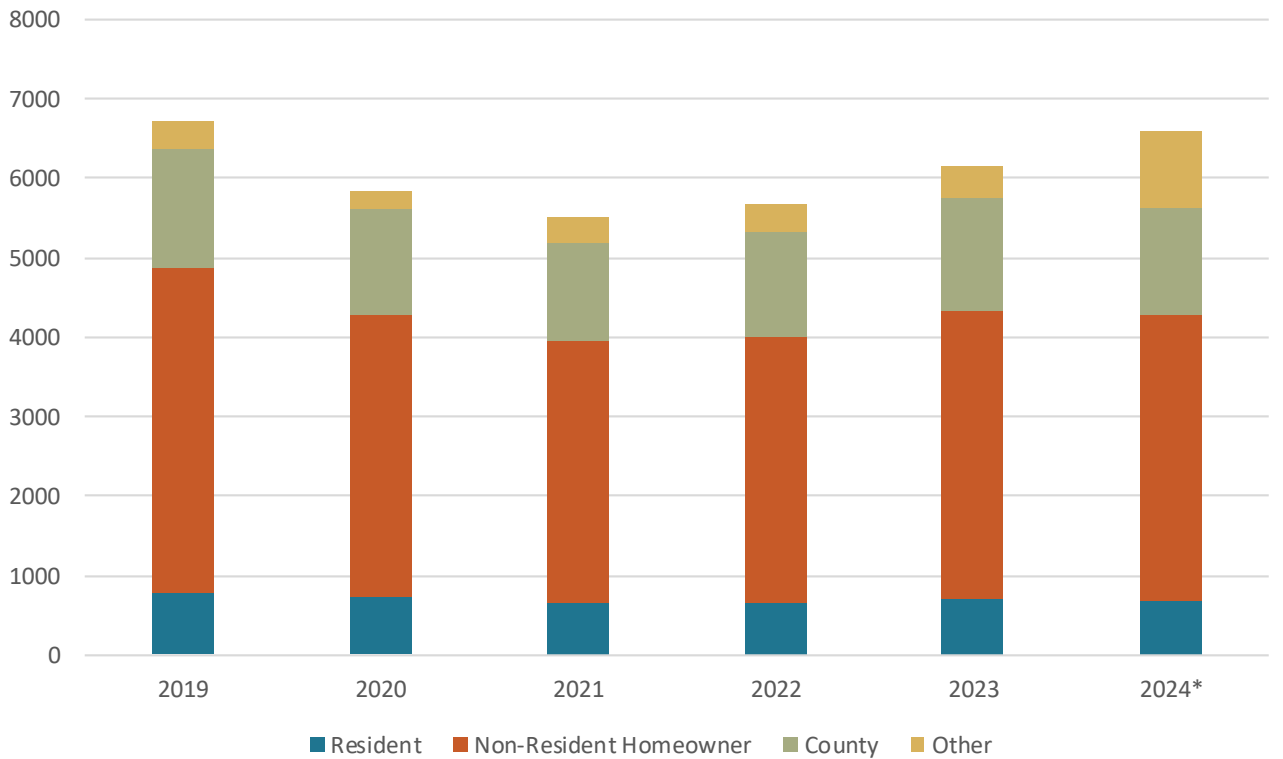
August Visits:

Up 8% vs. 2023, down 15% vs. 2019.
Summer (June-August): Up 12% vs. 2023, down 13% vs. 2019.

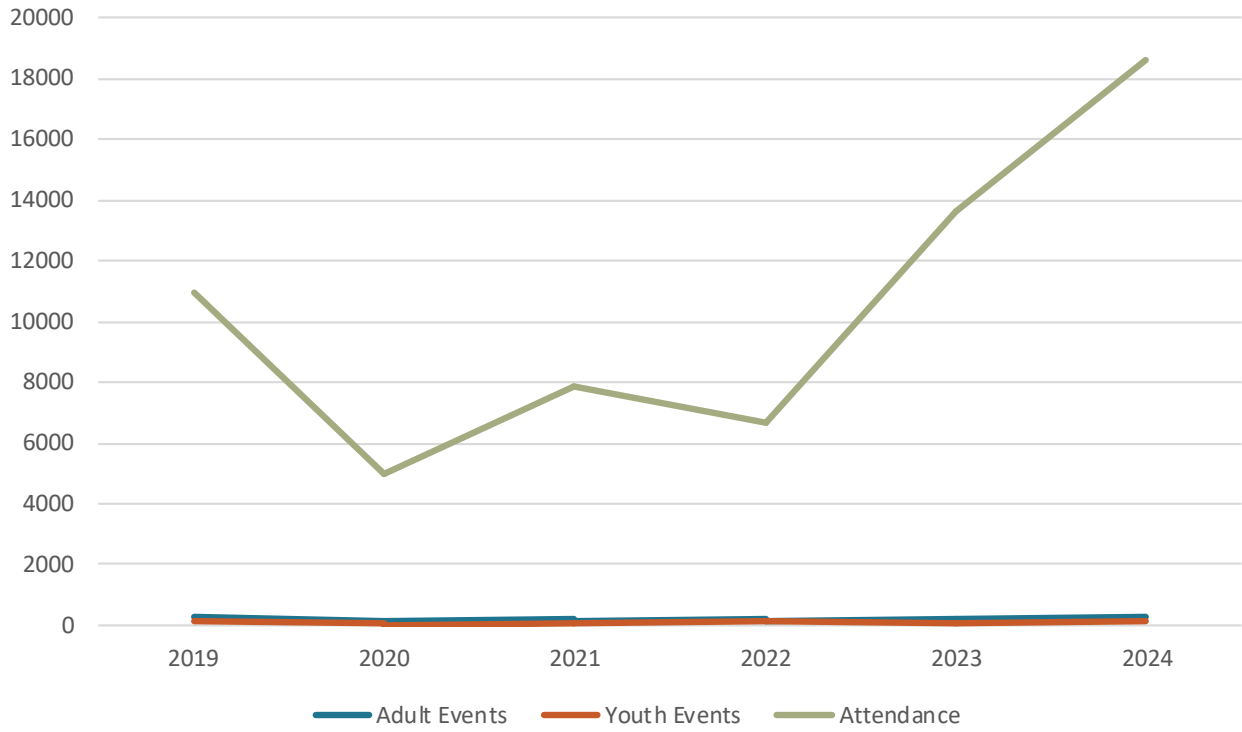
BORROWING_YTD



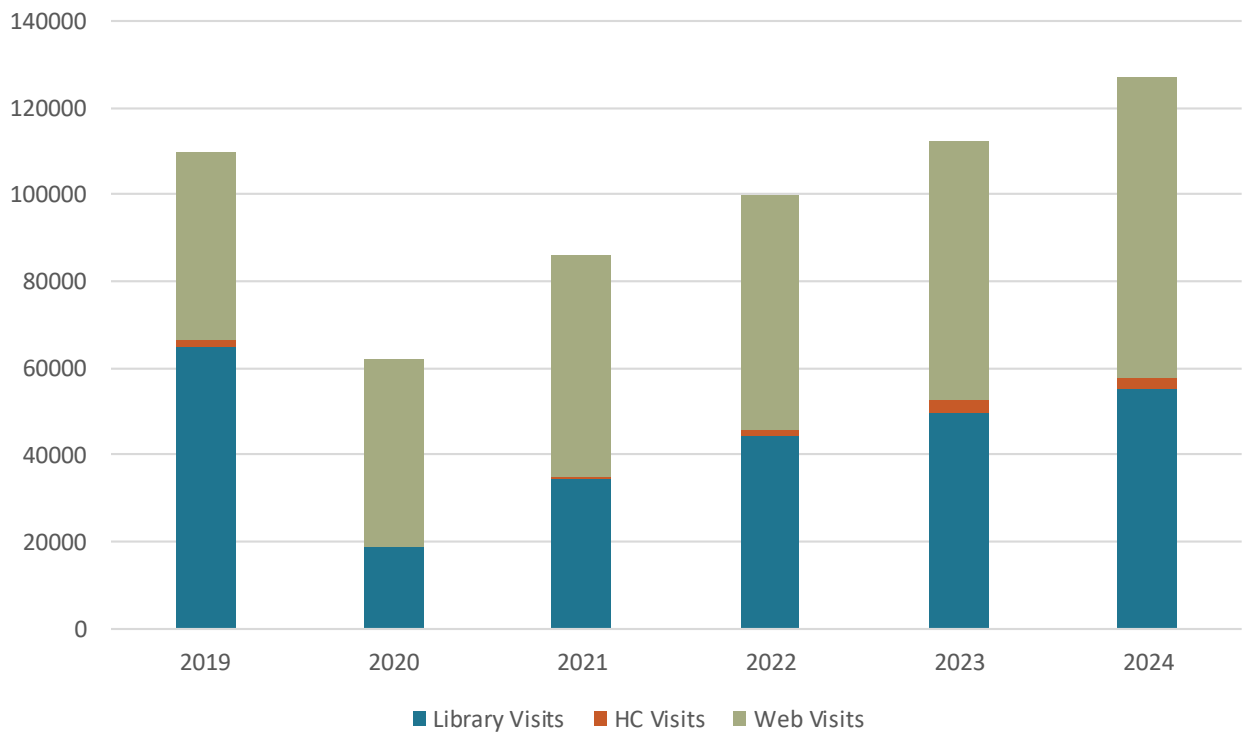
MEMBERS YTD



EVENTS YTD



ENGAGEMENT YTD

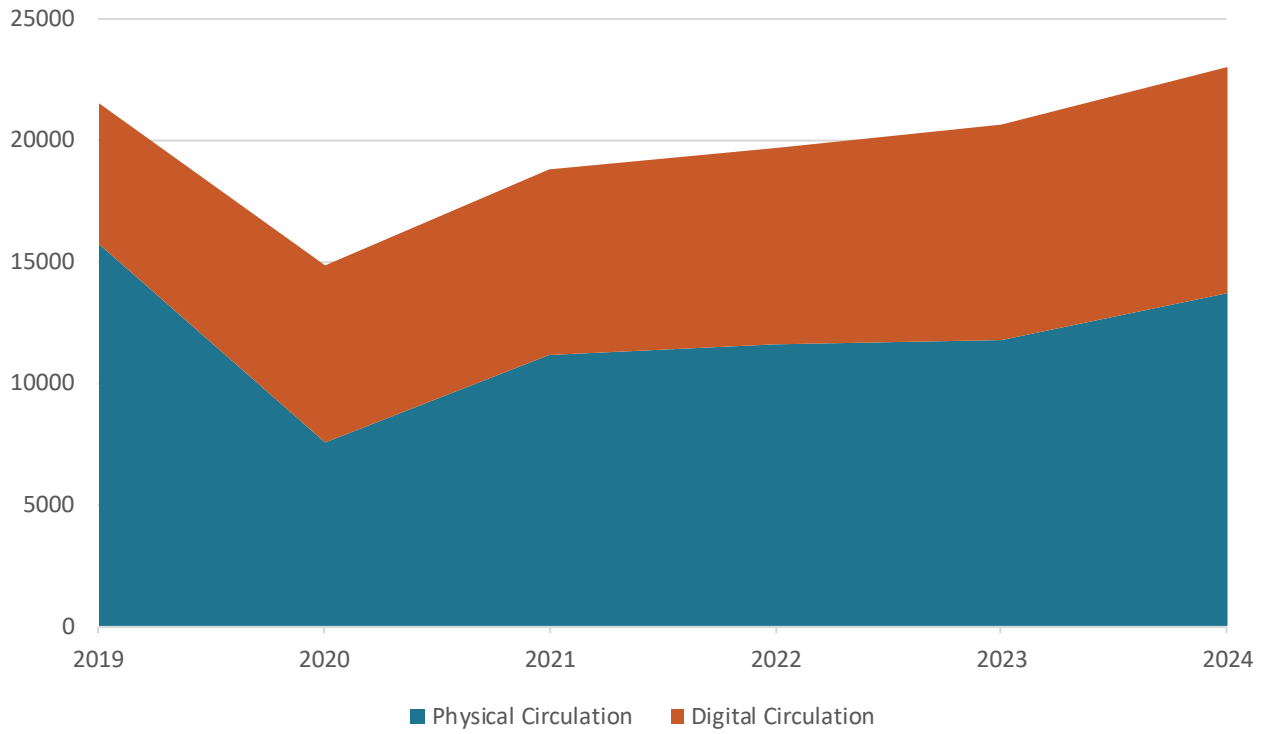


August YTD Statistics – As of August 31

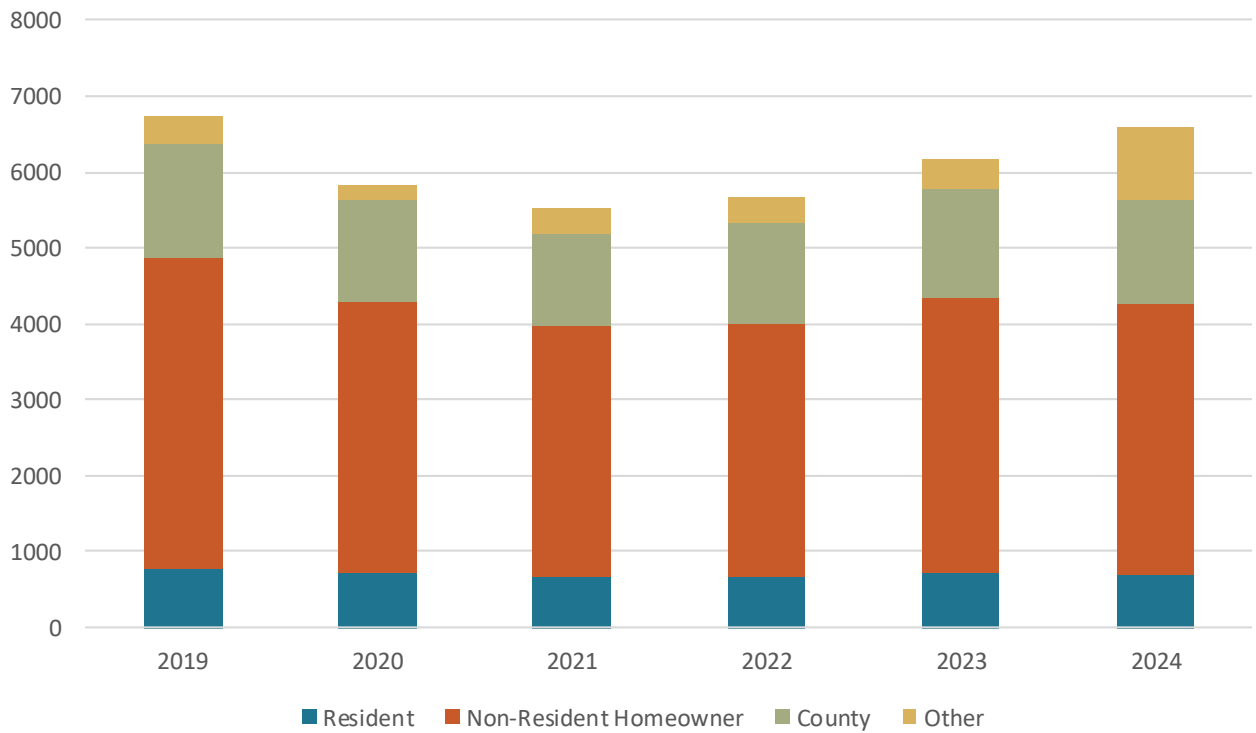
BORROWING						
	2019	2020	2021	2022	2023	2024
All Circulation	116498	75361	110424	113416	120608	133232
Juvenile Print Circulation	14698	6441	15162	16158	17290	20026
Physical Circulation	70643	29688	53750	57233	57569	62829
Digital Circulation	45855	45673	56674	56178	63039	69301
PATRONS						
	2019	2020	2021	2022	2023	2024*
Resident	776	723	653	665	706	688
Non-Resident Homeowner	4089	3559	3314	3345	3628	3580
County	1514	1351	1233	1328	1433	1362
Other	354	200	325	336	390	956
Total Patrons	6733	5833	5525	5674	6157	6586
EVENTS						
	2019	2020	2021	2022	2023	2024
Adult Events	312	144	175	205	226	244
Youth Events	138	62	74	106	102	112
Total Events	450	206	249	311	328	356
Attendance	10966	4954	7834	6675	13622	18616
ENGAGEMENT						
	2019	2020	2021	2022	2023	2024
Library Visits	64908	18628	34369	44626	49959	55309
HC Visits	1582	335	896	1393	2722	2501
Web Visits	43495	42930	50772	53828	59766	69348

*As of January 2024, youth members have been pulled out of the three primary categories and are now included in the “Other” column. Detailed youth statistics available upon request.

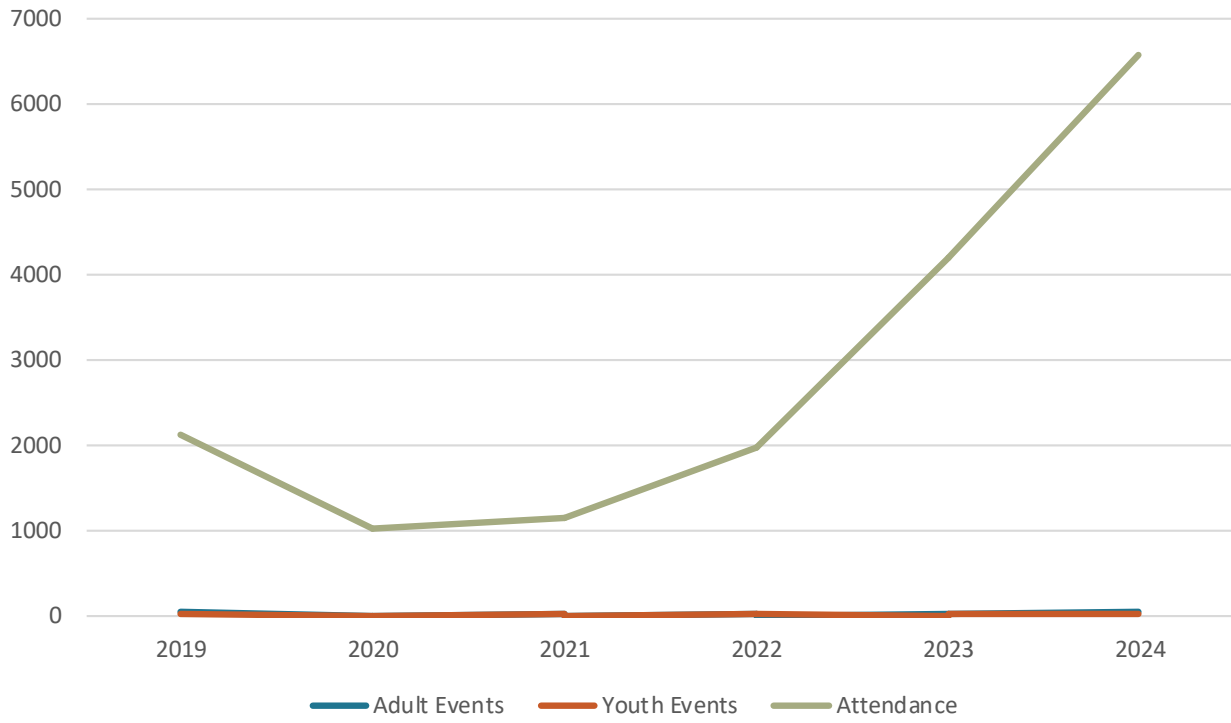
BORROWING_August



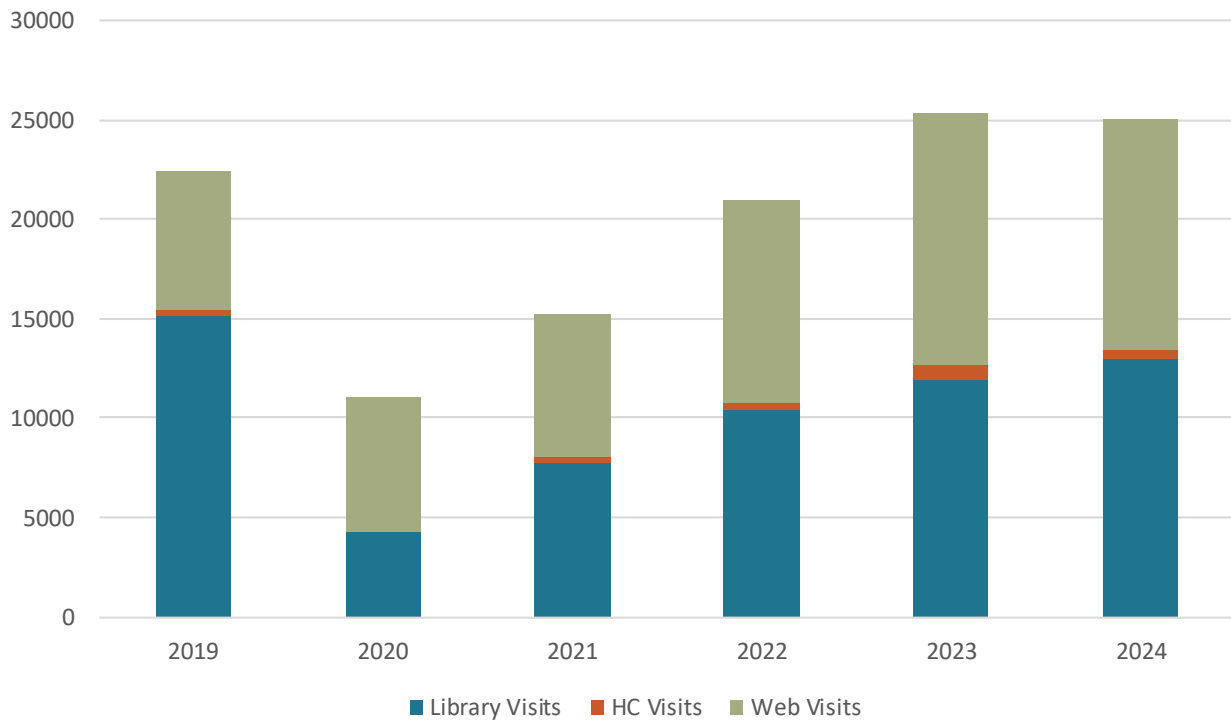
MEMBERS_August



EVENTS_August



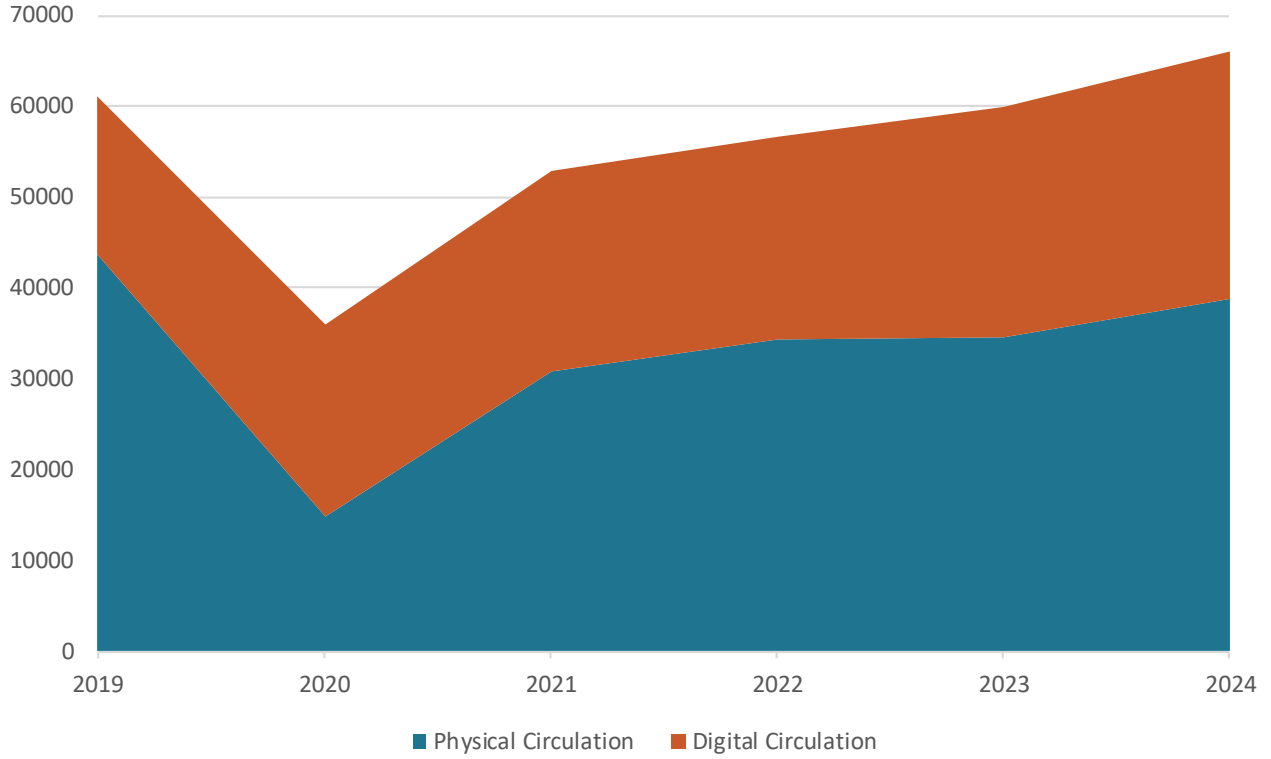
ENGAGEMENT_August



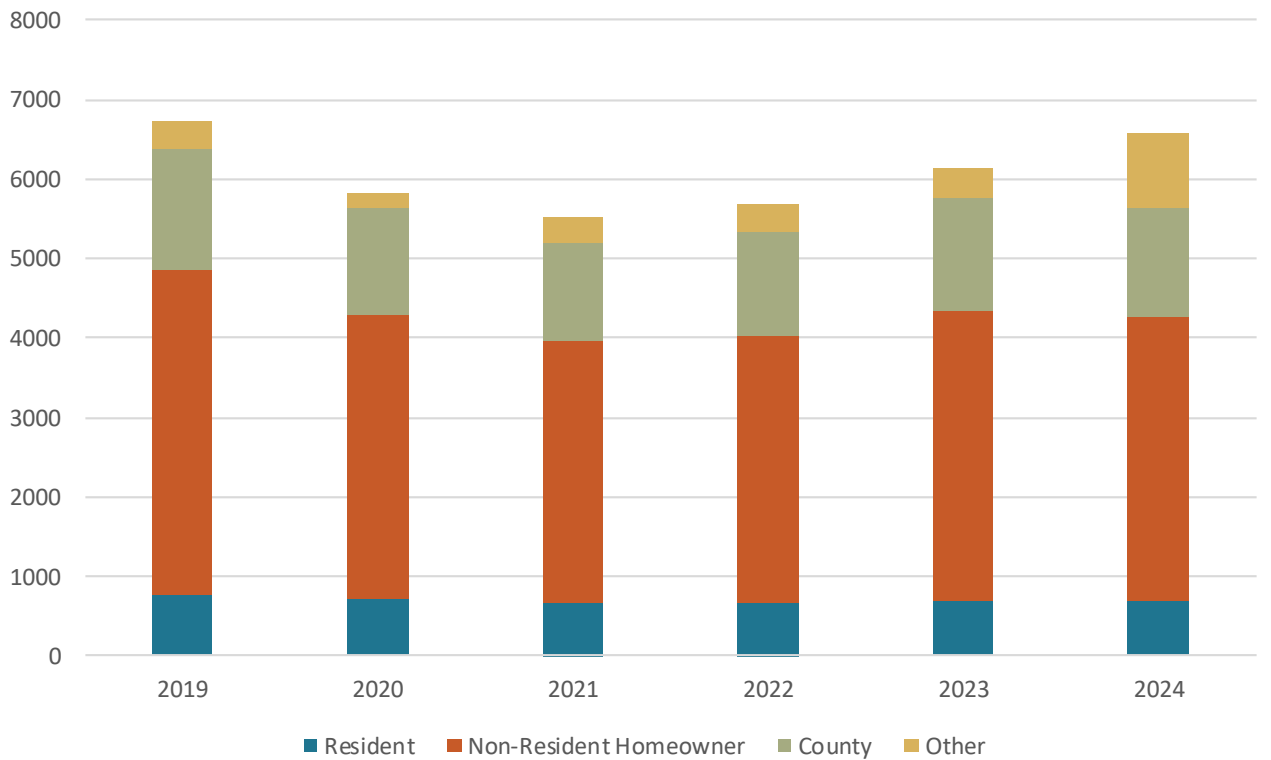
Monthly Data: August Year-to-Year

BORROWING						
	2019	2020	2021	2022	2023	2024
All Circulation	21588	14850	18773	19721	20672	23136
Juvenile Print Circulation	3844	2018	3320	3599	3710	4911
Physical Circulation	15697	7580	11153	11647	11799	13743
Digital Circulation	5791	7270	7620	8074	8873	9254
PATRONS						
	2019	2020	2021	2022	2023	2024
Resident	776	723	653	665	706	688
Non-Resident Homeowner	4089	3559	3314	3345	3628	3580
County	1514	1351	1233	1328	1433	1362
Other	354	200	325	336	390	956
Total Patrons	6733	5833	5525	5674	6157	6586
EVENTS						
	2019	2020	2021	2022	2023	2024
Adult Events	46	11	31	37	38	41
Youth Events	25	13	17	24	22	22
Total Events	71	24	48	61	60	63
Attendance	2138	1015	1154	1967	4203	6578
ENGAGEMENT						
	2019	2020	2021	2022	2023	2024
Library Visits	15167	4300	7773	10407	11949	12954
HC Visits	247	66	250	316	689	524
Web Visits	7074	6663	7240	10260	12712	11532

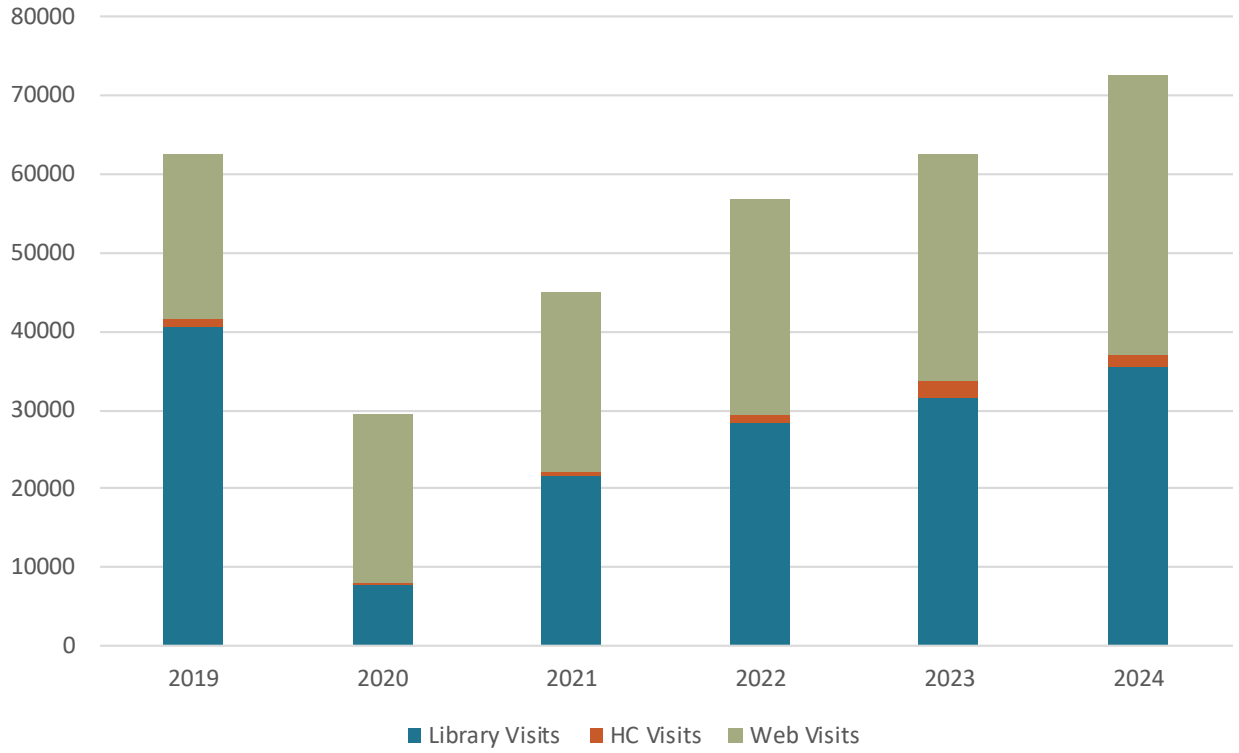
BORROWING_SUMMER



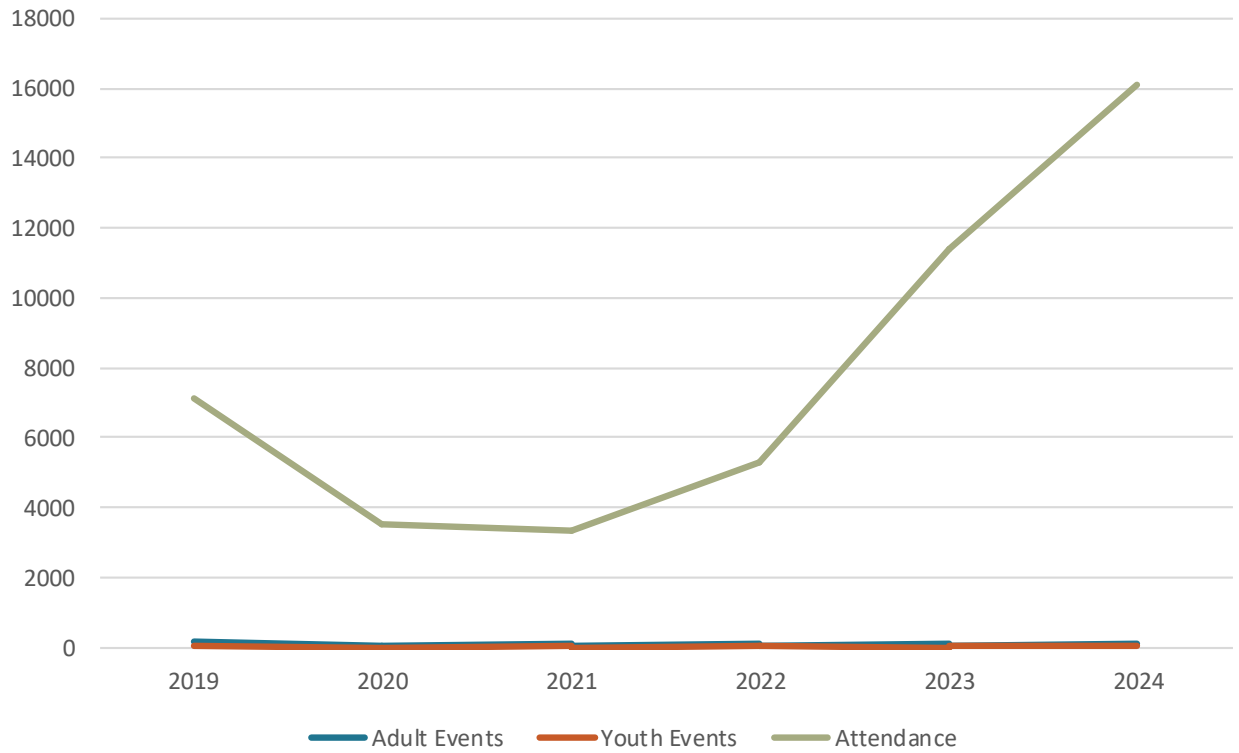
MEMBERS_SUMMER



ENGAGEMENT_SUMMER



EVENTS_SUMMER



Summer (June, July, August) Statistics

BORROWING						
	2019	2020	2021	2022	2023	2024
All Circulation	61218	35980	52806	56607	59947	66513
Juvenile Print Circulation	11013	3674	9194	11073	11747	14105
Physical Circulation	43761	14735	30910	34272	34491	38710
Digital Circulation	17357	21245	21896	22330	25456	27322
PATRONS						
	2019	2020	2021	2022	2023	2024
Resident	776	723	653	665	706	688
Non-Resident Homeowner	4089	3559	3314	3345	3628	3580
County	1514	1351	1233	1328	1433	1362
Other	354	200	325	336	390	956
Total Patrons	6733	5833	5525	5674	6157	6586
EVENTS						
	2019	2020	2021	2022	2023	2024
Adult Events	136	58	92	95	116	122
Youth Events	68	36	44	61	56	56
Total Events	204	94	136	156	172	178
Attendance	7097	3548	3328	5285	11405	16125
ENGAGEMENT						
	2019	2020	2021	2022	2023	2024
Library Visits	40639	7845	21464	28448	31716	35398
HC Visits	1040	97	685	1024	2164	1662
Web Visits	20978	21650	22676	27430	28712	35703

*As of January 2024, youth members have been pulled out of the three primary categories and are now included in the "Other" column. Detailed youth statistics available upon request.