

MEMBERS

TOTAL 6,122 / 5,749
 Resident 671 / 677
 Nonresident 3,332 / 3,419
 County 1,296 / 1,365
 Seasonal 86 / 82
 Other 573* / 108
 eCard 164 / 98
 New Patrons 154 / 142



On target to return to preCOVID-19 membership levels in 2024.

*Youth separated from resident, NR, and county data starting January 2024.

BORROWING

Circulation 18,435 / 17,477
 Physical 9,631 / 9,188
 Digital 8,646 / 8,289
 Acquisitions 725 / 881
 Print 435 / 324
 AV 44 / 40
 Digital 246 / 517



In keeping with recent months, circulation - physical and digital, continue to be slightly up vs. 2023.

EVENTS

Adult events 40 / 33
 Children's events 12 / 13
 Attendance 4,152 / 1,648



Event attendance significantly up vs. recent years. Largely due to Spring into Summer events, two June Thursday concerts, and substantial attendance at late June kids' activities.

HISTORY CENTER OBJECTS

Cataloged 55 / 15
 Digitized 55 / 25

TECH & SOCIAL

PC use 356 / 439
 Wi-Fi use 1,350 / 1,380
 Printing 7,555 / 6,251
 Website Visits 10,573 / n/a
 Lib Facebook Reach 6,527 (down 23% vs. previous month)
 HC Facebook Reach 312,511 (up 216%)
 Lib Instagram Reach 2,601 (up 236%)
 HC Instagram Reach 2,310 (up 53%)
 Lib Follows/Likes 53 (up vs. May)
 HC Follows/Likes 58 (down vs. May)



Printing up over June 2023.
 HC Facebook saw highest monthly reach on record.
 Instagram reach up for both the library and museum.

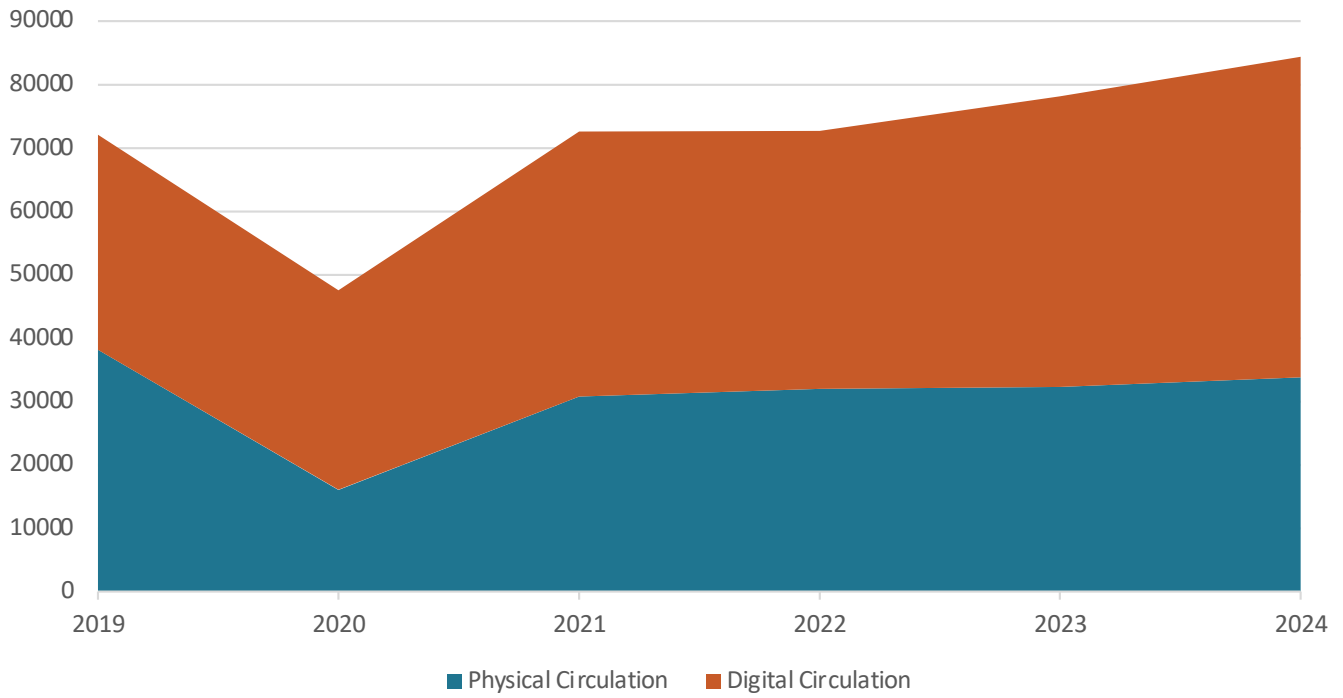
WELCOMED ONSITE

Library 8,466 / 7,819
 History Center 442 / 674

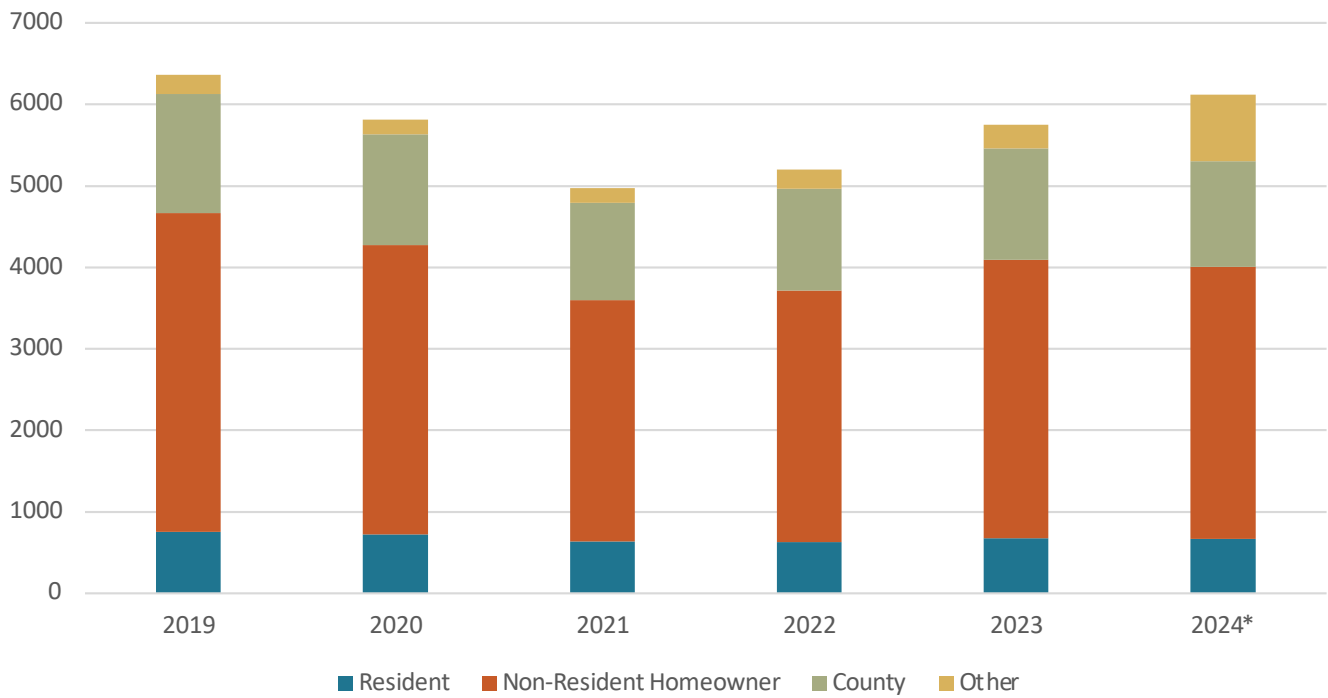


Library traffic was 15% down from June 2019.

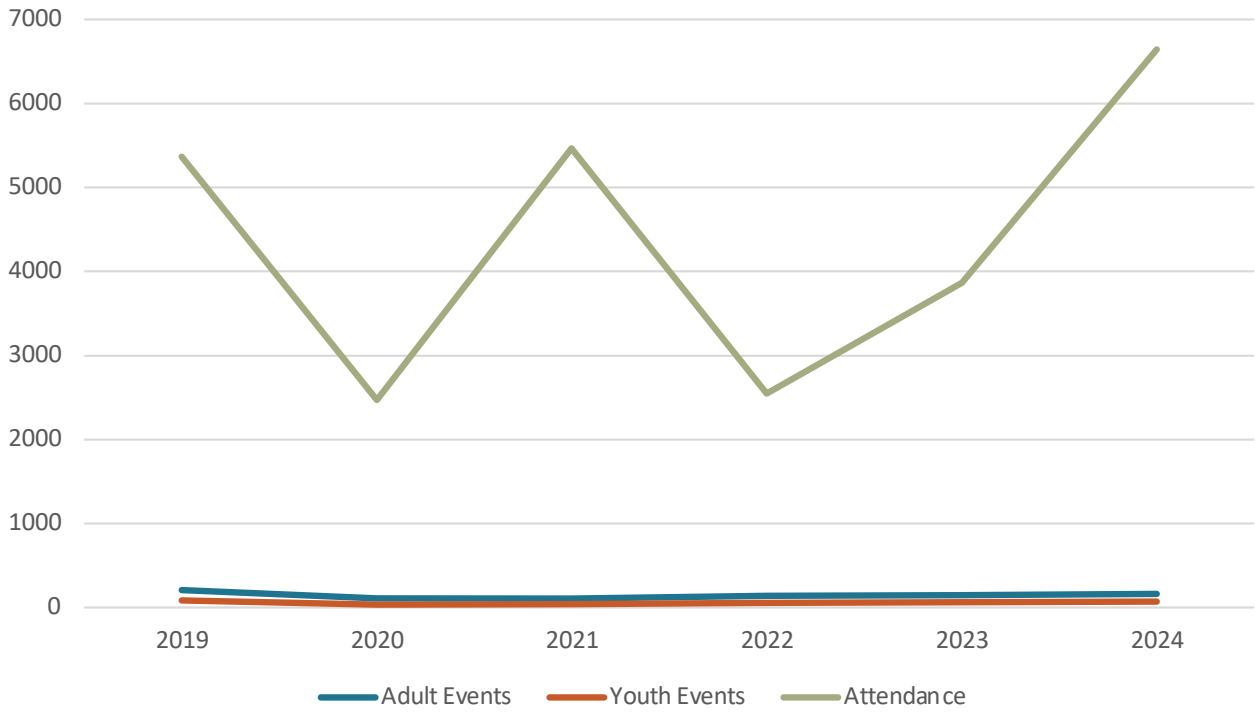
BORROWING YTD



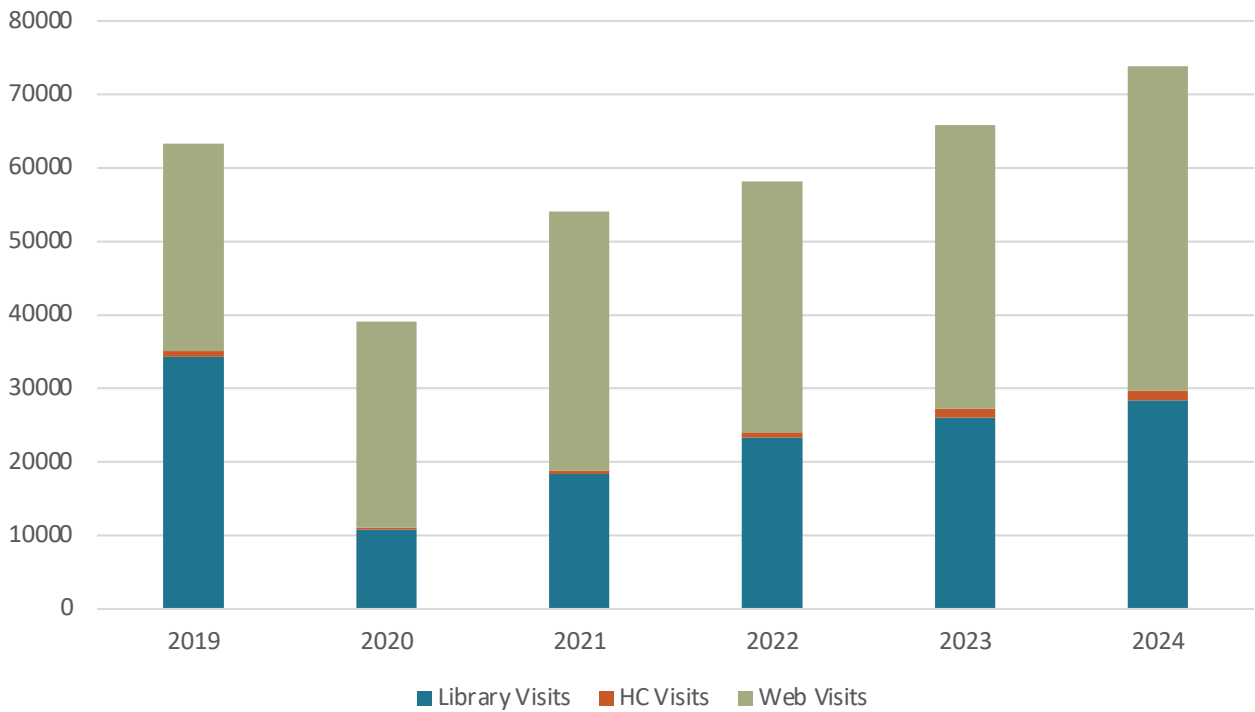
MEMBERS YTD



EVENTS YTD



ENGAGEMENT YTD

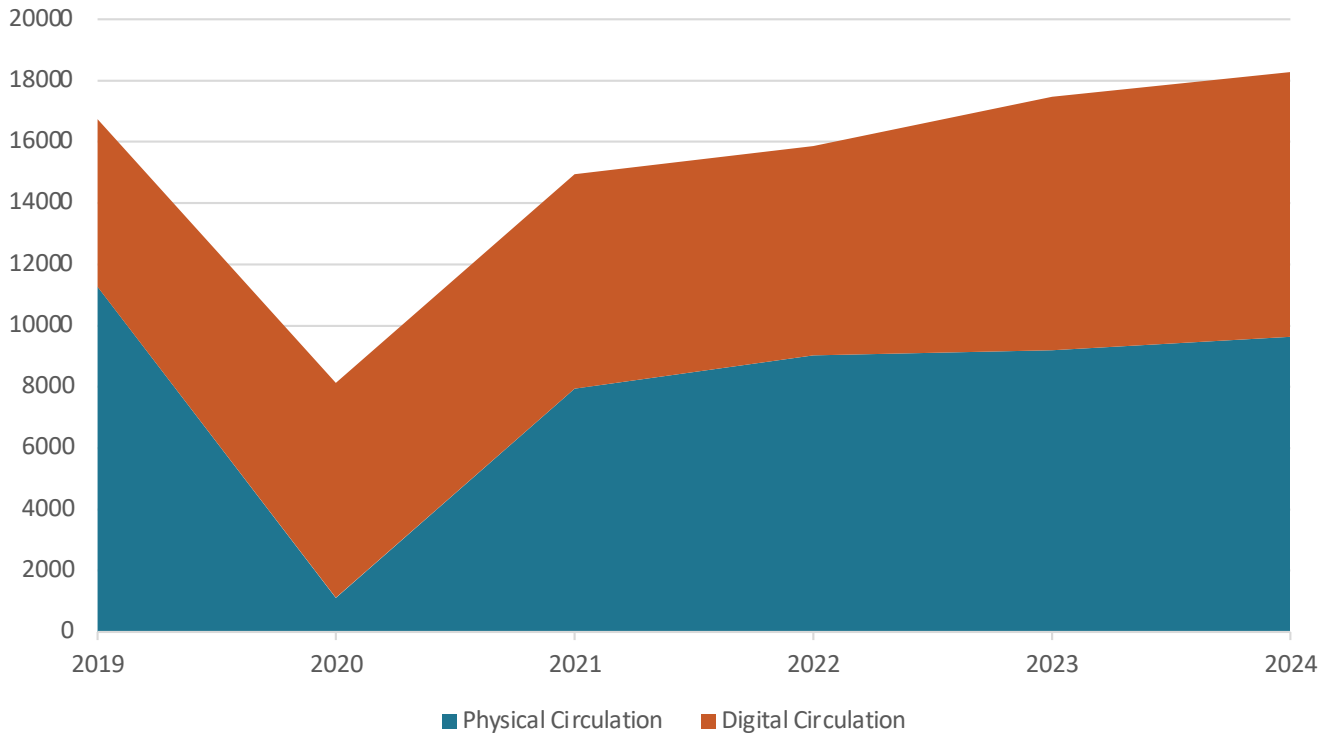


June/YTD Statistics – As of June 30

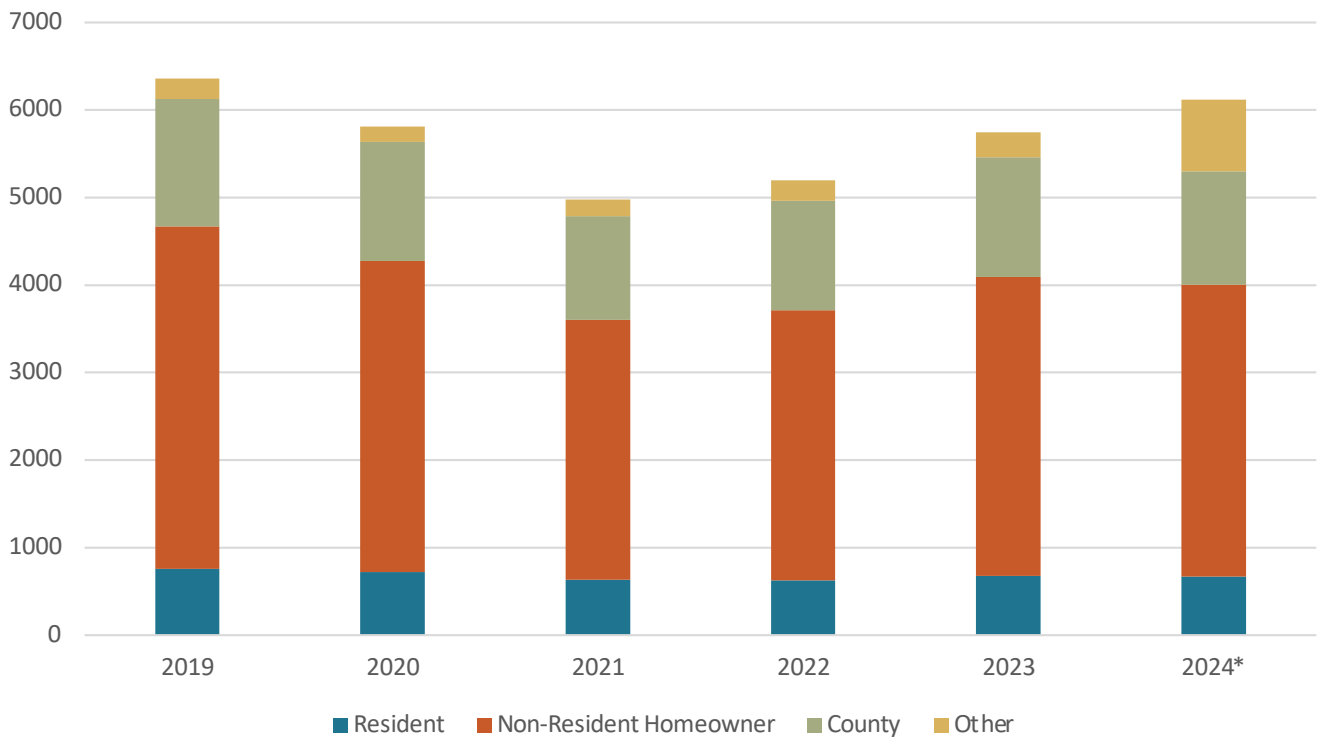
BORROWING						
	2019	2020	2021	2022	2023	2024
All Circulation	72022	47515	72565	72667	78138	85154
Juvenile Print Circulation	6252	3028	8027	7832	8536	9020
Physical Circulation	38152	16072	30785	31990	32266	33750
Digital Circulation	33970	31443	41780	40672	45872	50625
PATRONS						
	2019	2020	2021	2022	2023	2024*
Resident	758	720	636	625	677	671
Non-Resident Homeowner	3910	3554	2963	3090	3419	3332
County	1459	1359	1189	1247	1365	1296
Other	235	178	188	238	288	823
Total Patrons	6362	5811	4976	5200	5749	6122
EVENTS						
	2019	2020	2021	2022	2023	2024
Adult Events	207	107	106	135	143	162
Youth Events	84	34	40	58	59	68
Total Events	291	141	146	193	202	230
Attendance	5363	2470	5469	2548	3865	6643
ENGAGEMENT						
	2019	2020	2021	2022	2023	2024
Library Visits	34324	10783	18402	23316	26062	28377
HC Visits	786	238	391	749	1232	1281
Web Visits	28186	28097	35289	34073	38554	44218

*As of January 2024, youth members have been pulled out of the three primary categories and are now included in the “Other” column. Detailed youth statistics available upon request.

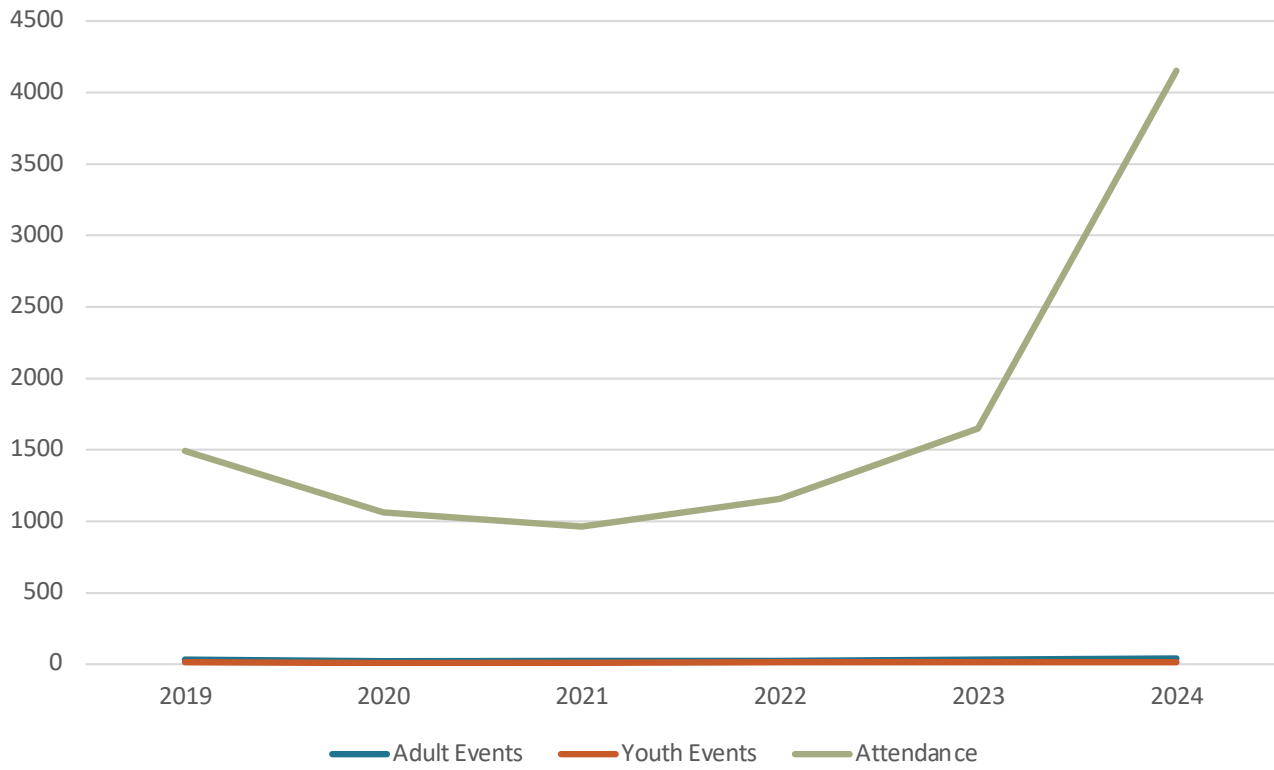
BORROWING_June 2024



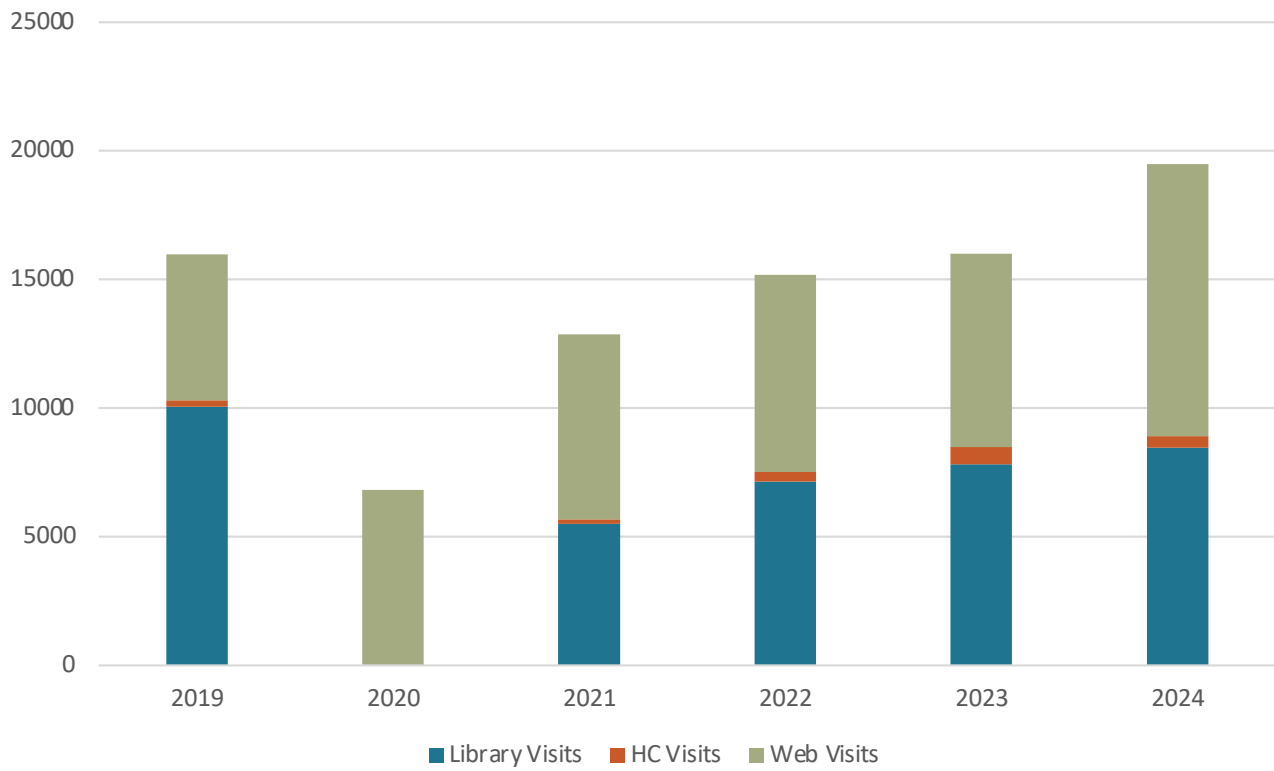
MEMBERS_June 2024



EVENTS_June 2024



ENGAGEMENT_June 2024



Monthly Data: June Year-to-Year

BORROWING						
	2019	2020	2021	2022	2023	2024
All Circulation	16742	8134	14947	15858	17477	18,435
Juvenile Print Circulation	2567	261	2059	2747	2993	3,099
Physical Circulation	11270	1119	7945	9029	9188	9,631
Digital Circulation	5472	7015	7002	6824	8289	8,646
PATRONS						
	2019	2020	2021	2022	2023	2024*
Resident	758	720	636	625	677	671
Non-Resident Homeowner	3910	3554	2963	3090	3419	3332
County	1459	1359	1189	1247	1365	1296
Other	235	178	188	238	288	823
Total Patrons	6362	5811	4976	5200	5749	6122
EVENTS						
	2019	2020	2021	2022	2023	2024
Adult Events	31	21	23	25	33	40
Youth Events	14	8	10	13	13	12
Total Events	45	29	33	38	46	52
Attendance	1494	1064	963	1158	1648	4,152
ENGAGEMENT						
	2019	2020	2021	2022	2023	2024
Library Visits	10055	0	5497	7138	7819	8,466
HC Visits	244	0	180	380	674	442
Web Visits	5669	6817	7193	7675	7500	10,573
*Youth separated from resident, NR, and county data starting January 2024.						

Q2: 2nd Quarter – April, May, & June

BORROWING						
	2019	2020	2021	2022	2023	2024
All Circulation	40149	19133	38574	40742	42963	46257
Juvenile Print Circulation	4411	261	4839	5125	5690	5663
Physical Circulation	24021	1119	18126	19583	19583	20265
Digital Circulation	16228	18014	20448	21154	23380	25578
PATRONS						
	2019	2020	2021	2022	2023	2024
Resident	758	720	636	625	677	671
Non-Resident Homeowner	3910	3554	2963	3090	3419	3332
County	1459	1359	1189	1247	1365	1296
Other	235	178	188	238	288	823
Total Patrons	6362	5811	4976	5200	5749	6122
EVENTS						
	2019	2020	2021	2022	2023	2024
Adult Events	105	22	61	68	77	95
Youth Events	42	8	20	31	31	31
Total Events	147	30	81	99	108	126
Attendance	2928	1074	1822	1760	2736	5320
ENGAGEMENT						
	2019	2020	2021	2022	2023	2024
Library Visits	21824	0	11579	15234	16380	18279
HC Visits	508	0	301	609	992	793
Web Visits	14395	14461	17931	19854	20088	25994