

## MEMBERS

TOTAL 5,883 / 5,498

Resident 657 / 656

Nonresident 3,215 / 3,280

County 1,263 / 1,331

Seasonal 51 / 50

Other 557\* / 107

eCard 140 / 74

New Patrons 79 / 77



On target to return to preCOVID-19 membership levels in 2024.

\*Youth separated from resident, NR, and county data starting January 2024.

## BORROWING

Circulation 14,429 / 13,483

Physical 5,829 / 5,683

Digital 8,480 / 7,800

Acquisitions 721 / 659

Print 441 / 335

AV 90 / 53

Digital 190 / 271



In keeping with recent months, circulation, physical and digital, are slightly up vs. 2023.

## EVENTS

Adult events 24 / 19

Children's events 9 / 10

Attendance 637 / 518



Event attendance similar to recent years. Most well attended event was the Paul Green Concert, on May 31, approximately 200.

## HISTORY CENTER OBJECTS

Cataloged 27 / 0

Digitized 100 / 0

## TECH & SOCIAL

PC use 285 / 263

Wi-Fi use 1,178 / 960

Printing 4,915 / 4,005

Website Visits 8,117 / 6,852

Lib Facebook Reach 8,507 (down 40% vs. previous month)

HC Facebook Reach 98,784 (up 32%)

Lib Instagram Reach 773 (up 23%)

HC Instagram Reach 1,503 (up 7%)

Lib Follows/Likes 34 (down vs. April)

HC Follows/Likes 119 (up vs. April)



Onsite computer use up for the first time in a number of months. HC Facebook and Instagram up. Library Instagram and overall followers up.

## WELCOMED ONSITE

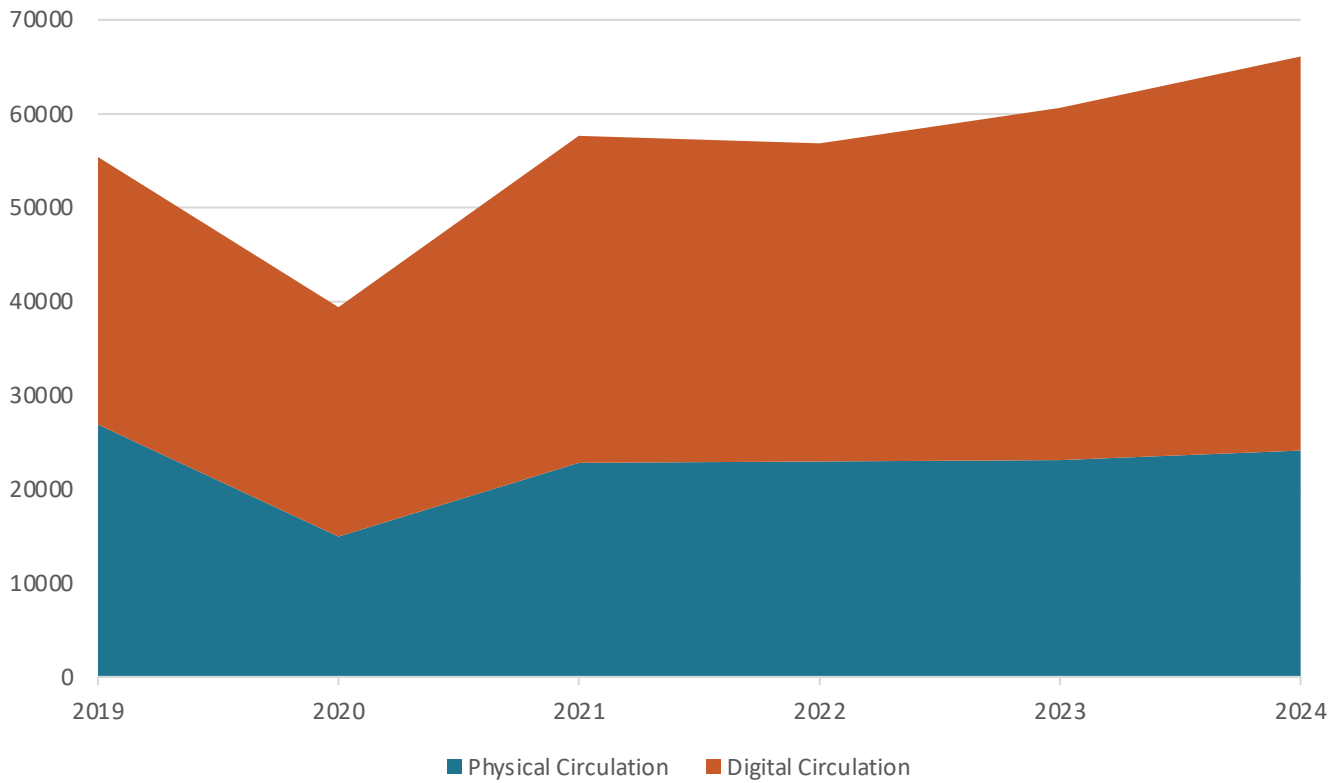
Library 5,585 / 4,836

History Center 235 / 217

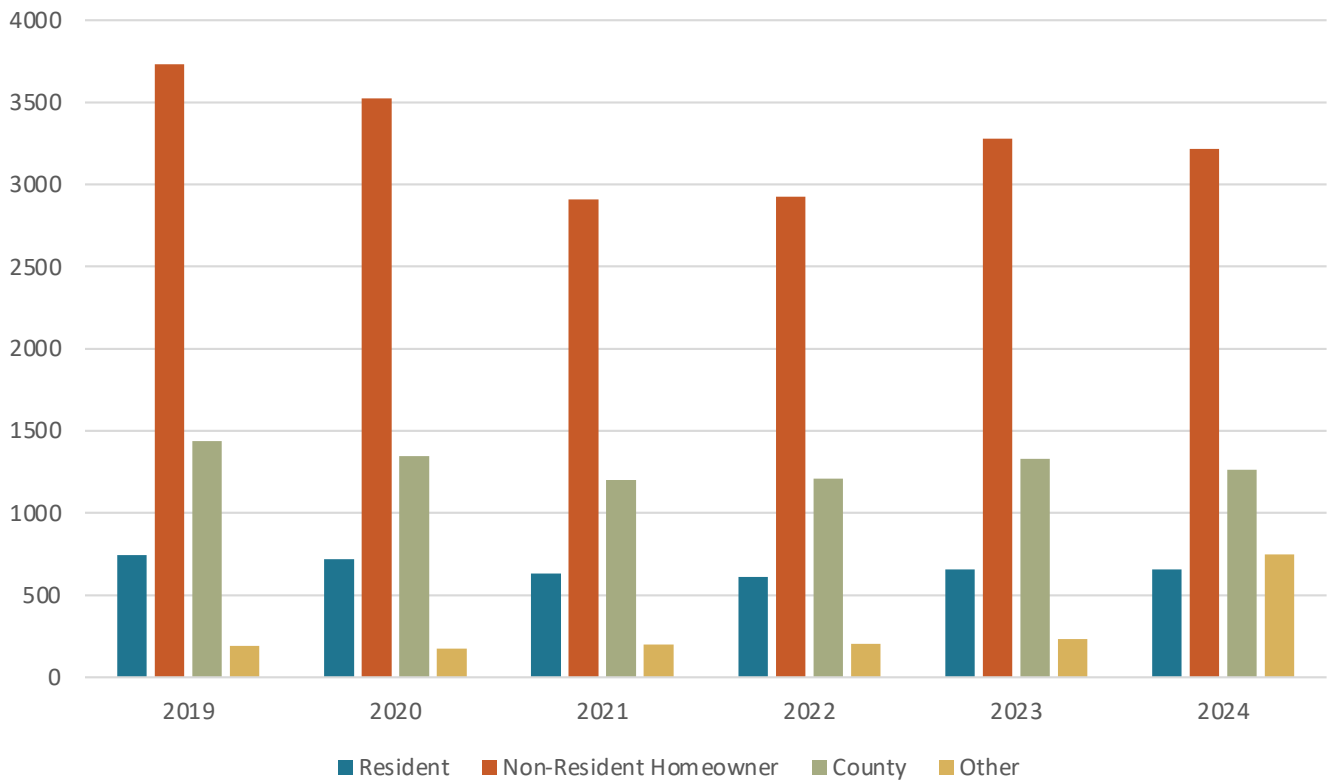


Memorial Day Weekend traffic was down by 8% when compared to 2019 stats.

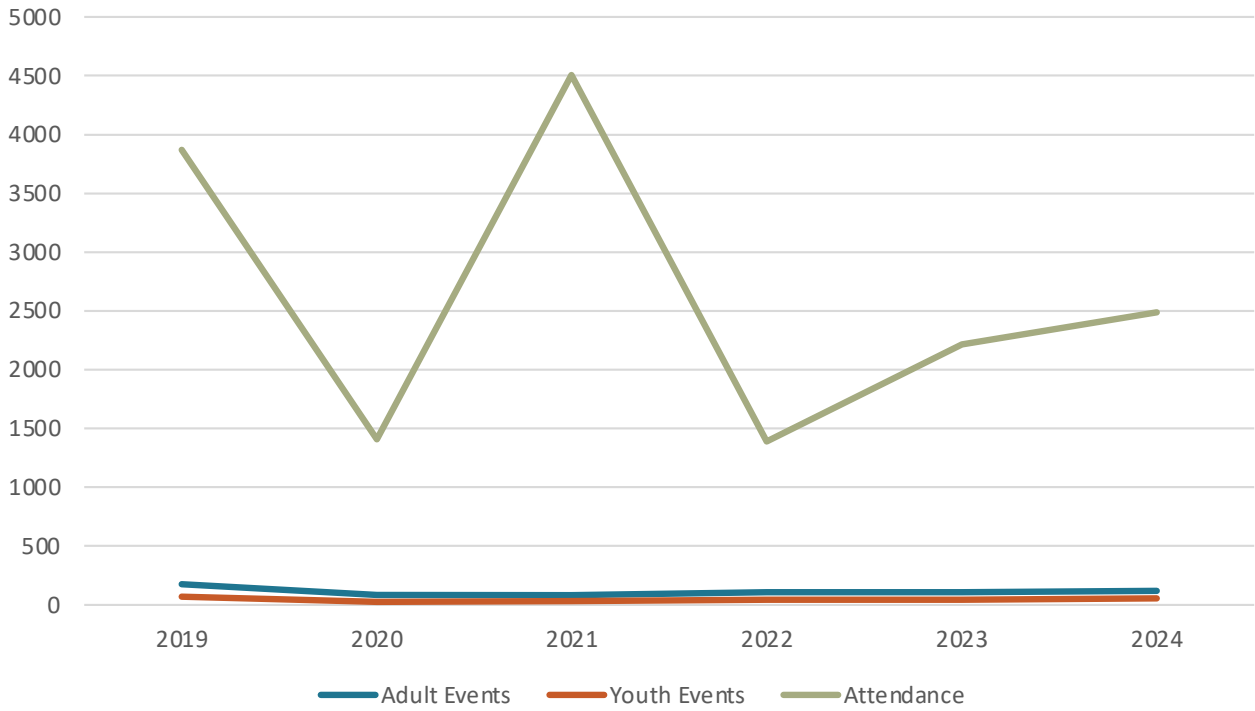
## BORROWING YTD



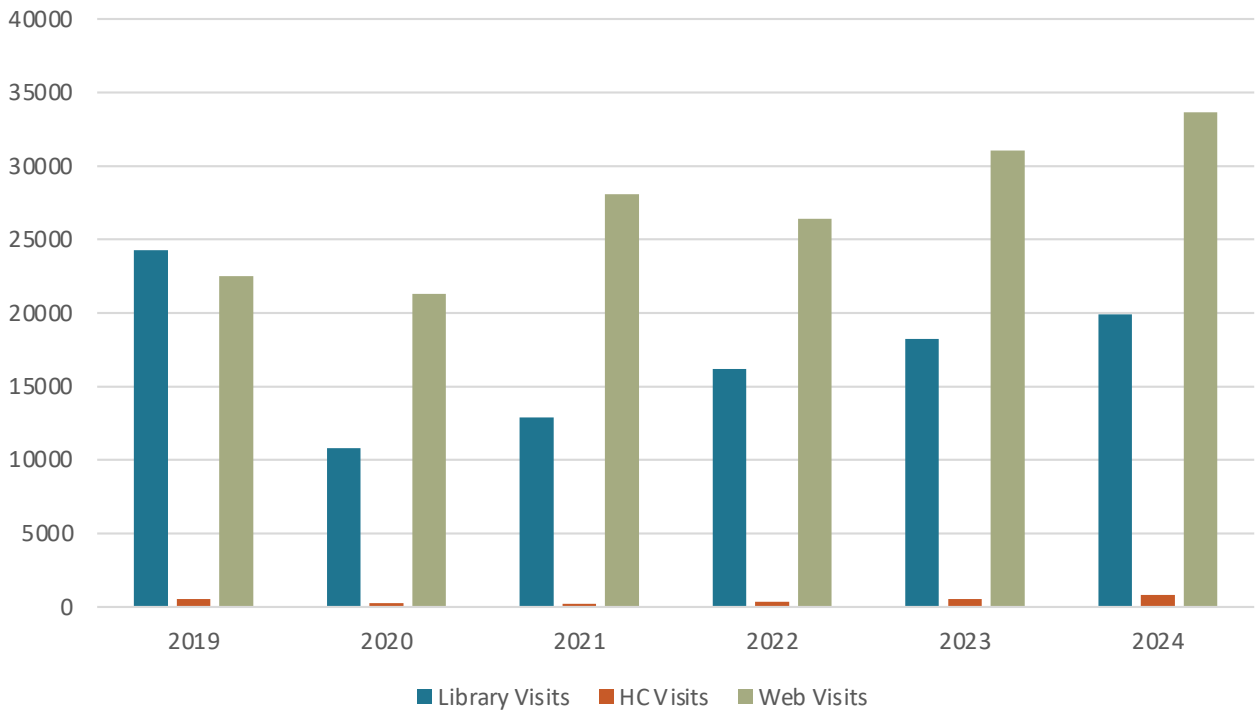
## MEMBERS YTD



### EVENTS YTD



### ENGAGEMENT YTD

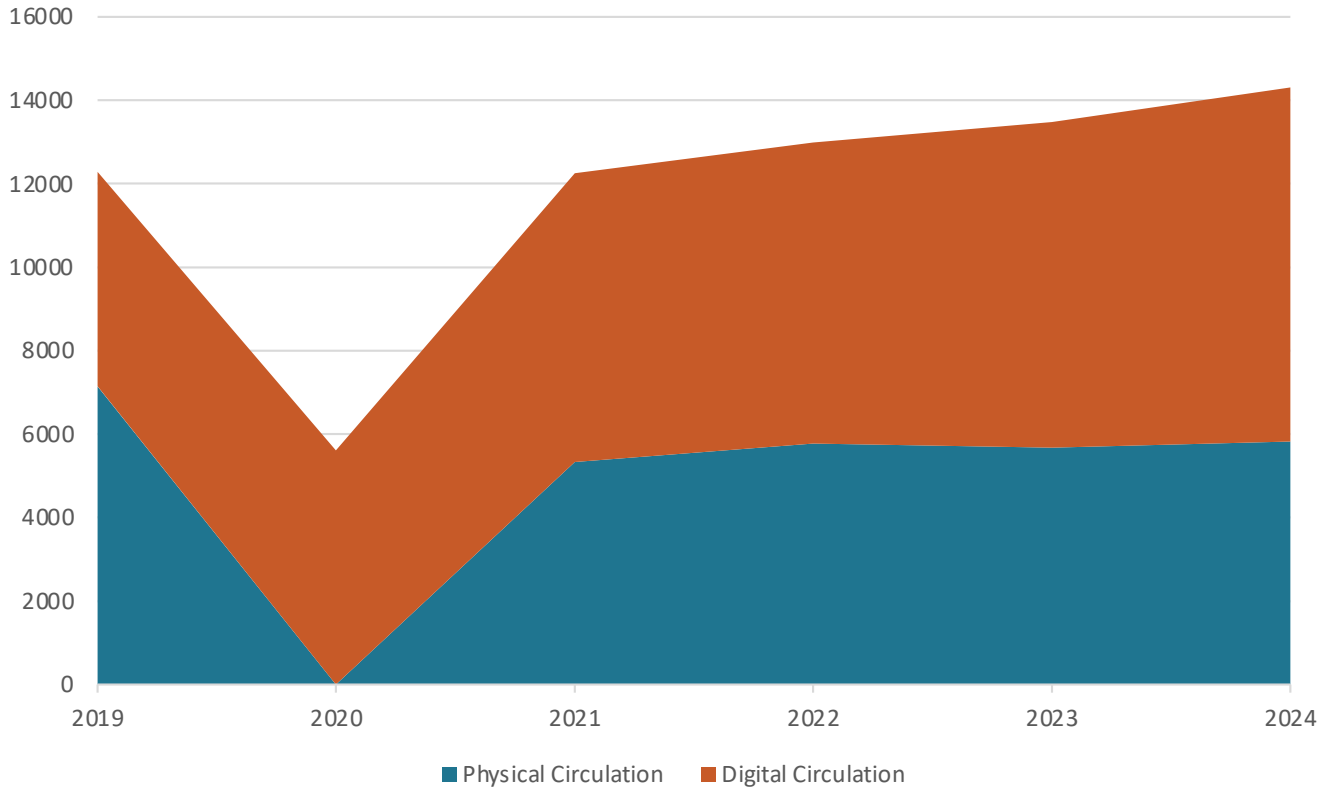


## May/YTD Statistics – As of May 31

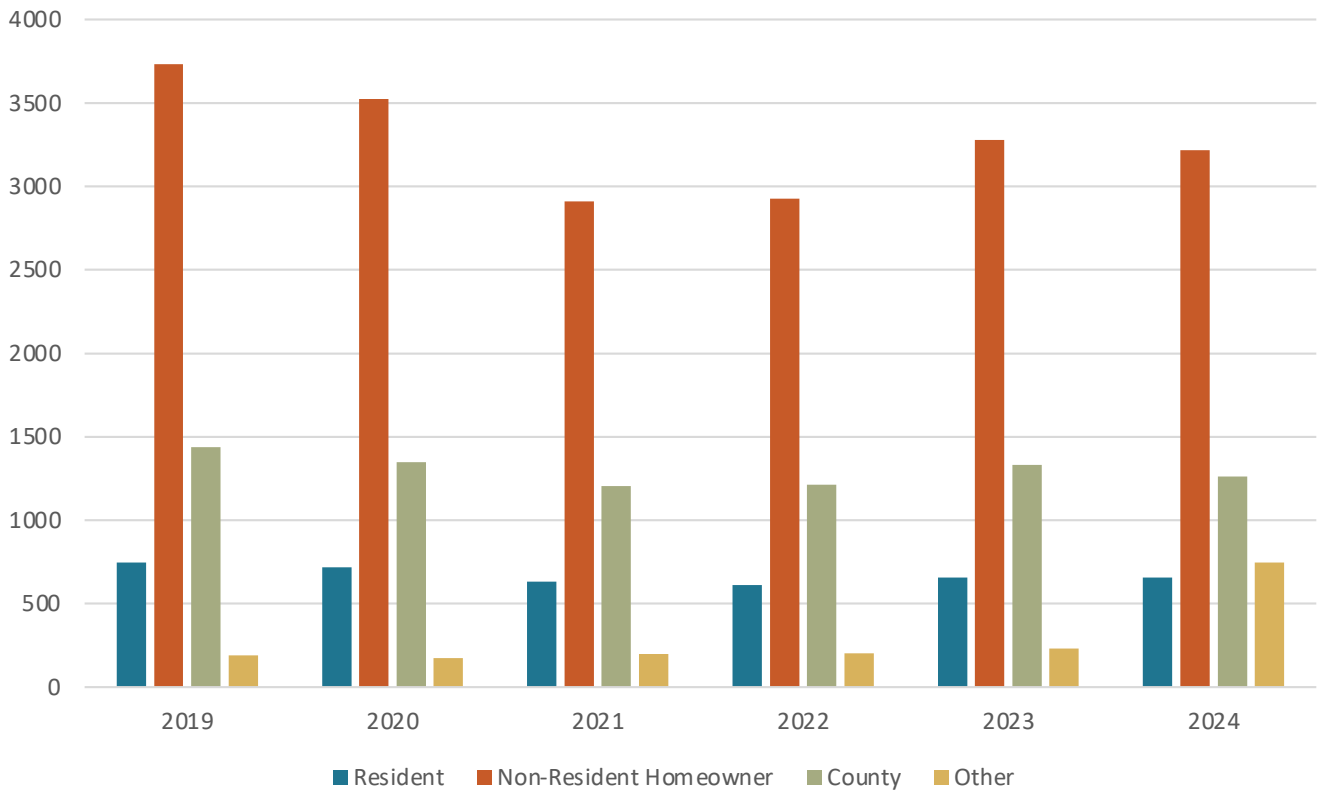
<b>BORROWING</b>						
	<b>2019</b>	<b>2020</b>	<b>2021</b>	<b>2022</b>	<b>2023</b>	<b>2024</b>
All Circulation	55280	39381	57618	56809	60661	66719
Juvenile Print Circulation	3685	2767	5968	5085	5543	5921
Physical Circulation	26882	14953	22840	22961	23078	24119
Digital Circulation	28498	24428	34778	33848	37583	41979
<b>PATRONS</b>						
	<b>2019</b>	<b>2020</b>	<b>2021</b>	<b>2022</b>	<b>2023</b>	<b>2024</b>
Resident	745	718	630	612	656	657
Non-Resident Homeowner	3734	3524	2910	2927	3280	3215
County	1436	1347	1203	1211	1331	1263
Other	192	176	200	203	231	748
<b>Total Patrons</b>	<b>6107</b>	<b>5765</b>	<b>4943</b>	<b>4953</b>	<b>5498</b>	<b>5883</b>
<b>EVENTS</b>						
	<b>2019</b>	<b>2020</b>	<b>2021</b>	<b>2022</b>	<b>2023</b>	<b>2024</b>
Adult Events	176	86	83	110	110	122
Youth Events	70	26	30	45	46	56
<b>Total Events</b>	<b>246</b>	<b>112</b>	<b>113</b>	<b>155</b>	<b>156</b>	<b>178</b>
Attendance	3869	1406	4506	1390	2217	2491
<b>ENGAGEMENT</b>						
	<b>2019</b>	<b>2020</b>	<b>2021</b>	<b>2022</b>	<b>2023</b>	<b>2024</b>
Library Visits	24269	10783	12905	16178	18243	19911
HC Visits	542	238	211	369	558	839
Web Visits	22517	21280	28096	26398	31054	33645

\*As of January 2024, youth members have been pulled out of the three primary categories and are now included in the “Other” column. Detailed youth statistics available upon request.

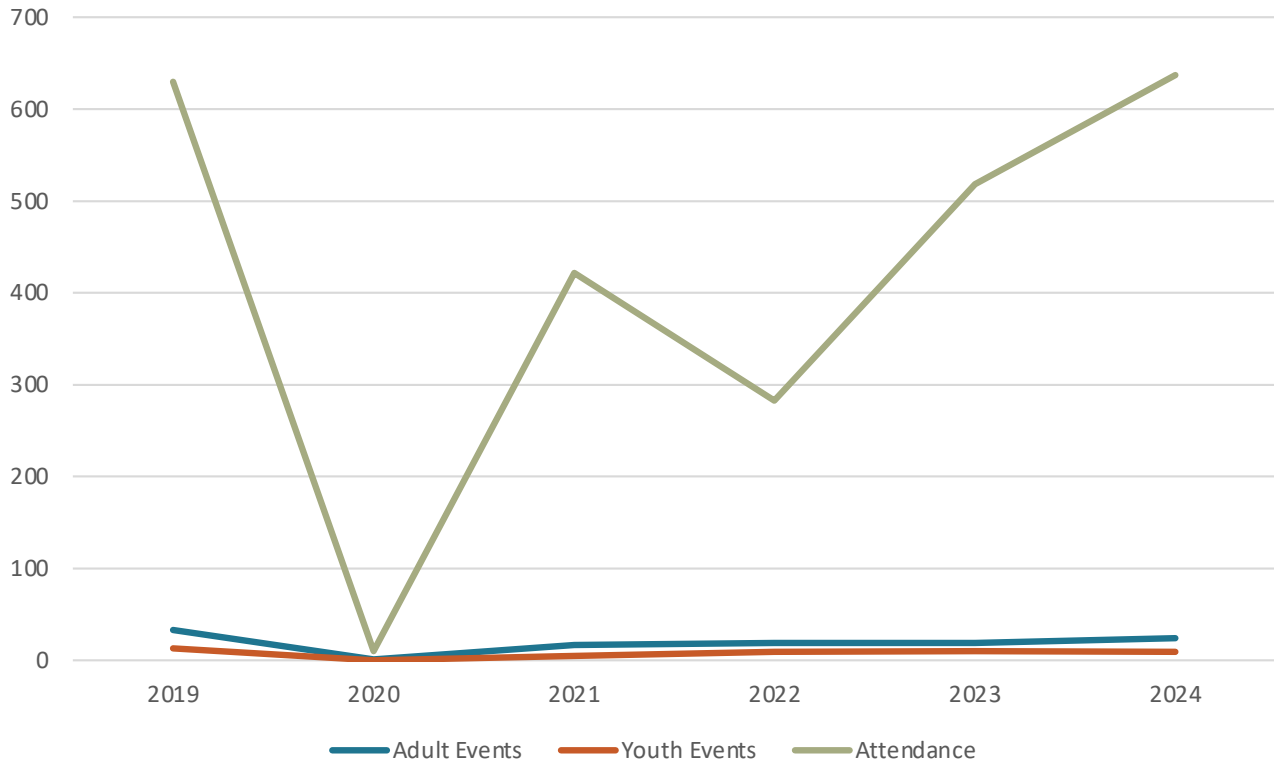
### BORROWING\_May



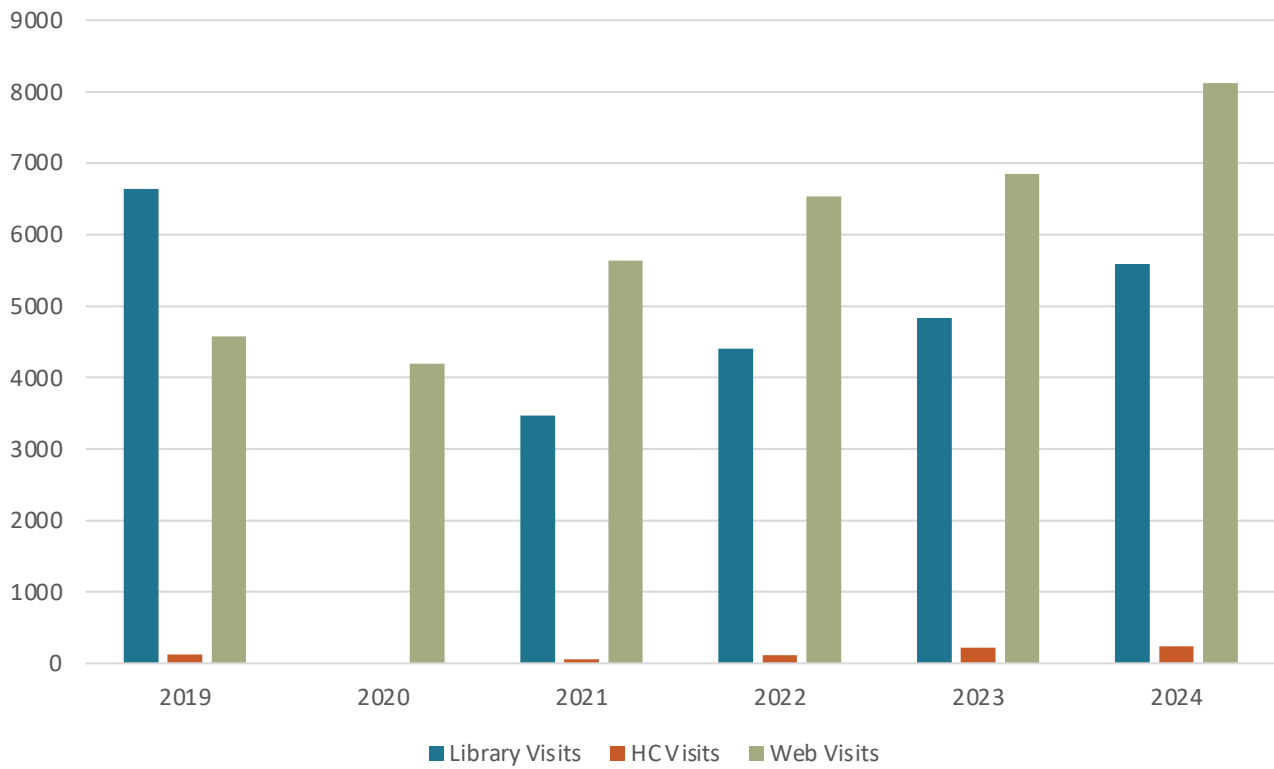
### MEMBERS\_May



## EVENTS



## ENGAGEMENT\_May



## Monthly Data: May Year-to-Year

<b>BORROWING</b>						
	<b>2019</b>	<b>2020</b>	<b>2021</b>	<b>2022</b>	<b>2023</b>	<b>2024</b>
All Circulation	12278	5607	12256	12982	13483	14429
Juvenile Print Circulation	1094	0	1303	1354	1408	1442
Physical Circulation	7143	0	5325	5772	5683	5829
Digital Circulation	5135	5607	6931	7210	7800	8480
<b>PATRONS</b>						
	<b>2019</b>	<b>2020</b>	<b>2021</b>	<b>2022</b>	<b>2023</b>	<b>2024</b>
Resident	745	718	630	612	656	657
Non-Resident Homeowner	3734	3524	2910	2927	3280	3215
County	1436	1347	1203	1211	1331	1263
Other	192	176	200	203	231	748
<b>Total Patrons</b>	<b>6107</b>	<b>5765</b>	<b>4943</b>	<b>4953</b>	<b>5498</b>	<b>5883</b>
<b>EVENTS</b>						
	<b>2019</b>	<b>2020</b>	<b>2021</b>	<b>2022</b>	<b>2023</b>	<b>2024</b>
Adult Events	33	1	17	19	19	24
Youth Events	13	0	5	9	10	9
<b>Total Events</b>	<b>46</b>	<b>1</b>	<b>22</b>	<b>28</b>	<b>29</b>	<b>33</b>
Attendance	630	10	422	283	518	637
<b>ENGAGEMENT</b>						
	<b>2019</b>	<b>2020</b>	<b>2021</b>	<b>2022</b>	<b>2023</b>	<b>2024</b>
Library Visits	6637	0	3470	4408	4836	5585
HC Visits	121	0	61	116	217	235
Web Visits	4573	4196	5632	6536	6852	8117