

MEMBERS

TOTAL 5,767 / 5,407
Resident 641 / 648
Nonresident 3,150 / 3,206
County 1,252 / 1,331
Seasonal 48 / 44
Other 545* / 108
eCard 131 / 70
New Patrons 52 / 43



On target to return to preCOVID-19 membership levels in 2024.

*Youth separated from resident, NR, and county data starting January 2024.

BORROWING

Circulation 13,393 / 12,003
Physical 4,805 / 4,712
Digital 8,452 / 7,291
Acquisitions 676 / 673
Print 212 / 394
AV 67 / 52
Digital 397 / 227



In keeping with previous months in 2024, circulation, physical and digital, are slightly up vs. 2023.

EVENTS

Adult events 31 / 25
Children's events 10 / 8
Attendance 531 / 570



Event attendance similar to recent years. Most well attended event was Irish Music, on April 6.

HISTORY CENTER OBJECTS

Cataloged 0 / 5
Digitized 365 / 5

TECH & SOCIAL

PC use 257 / 227
Wi-Fi use 650 / 630
Printing 3,288 / 3,403
Website Visits 7,304 / 5,736
Lib Facebook Reach 13,968 (up 116% vs. previous month)
HC Facebook Reach 74,891 (up 76%)
Lib Instagram Reach 624 (down 18%)
HC Instagram Reach 1,400 (down 14%)
Lib Follows/Likes 45 (down vs. Mar.)
HC Follows/Likes 64 (down vs. Mar.)



Onsite computer use trends continue to be level. Facebook engagement up significantly over the previous month.

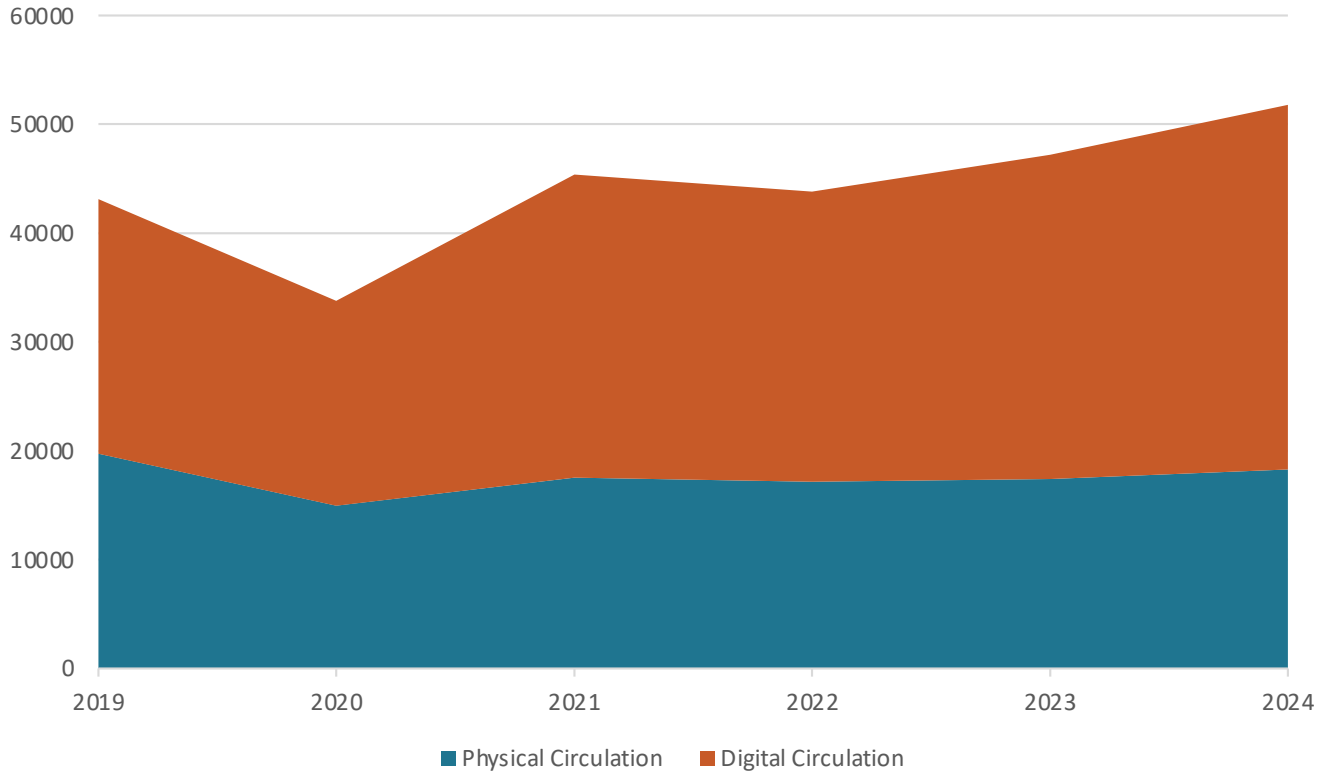
WELCOMED ONSITE

Library 4,228 / 3,725
History Center 116 / 101

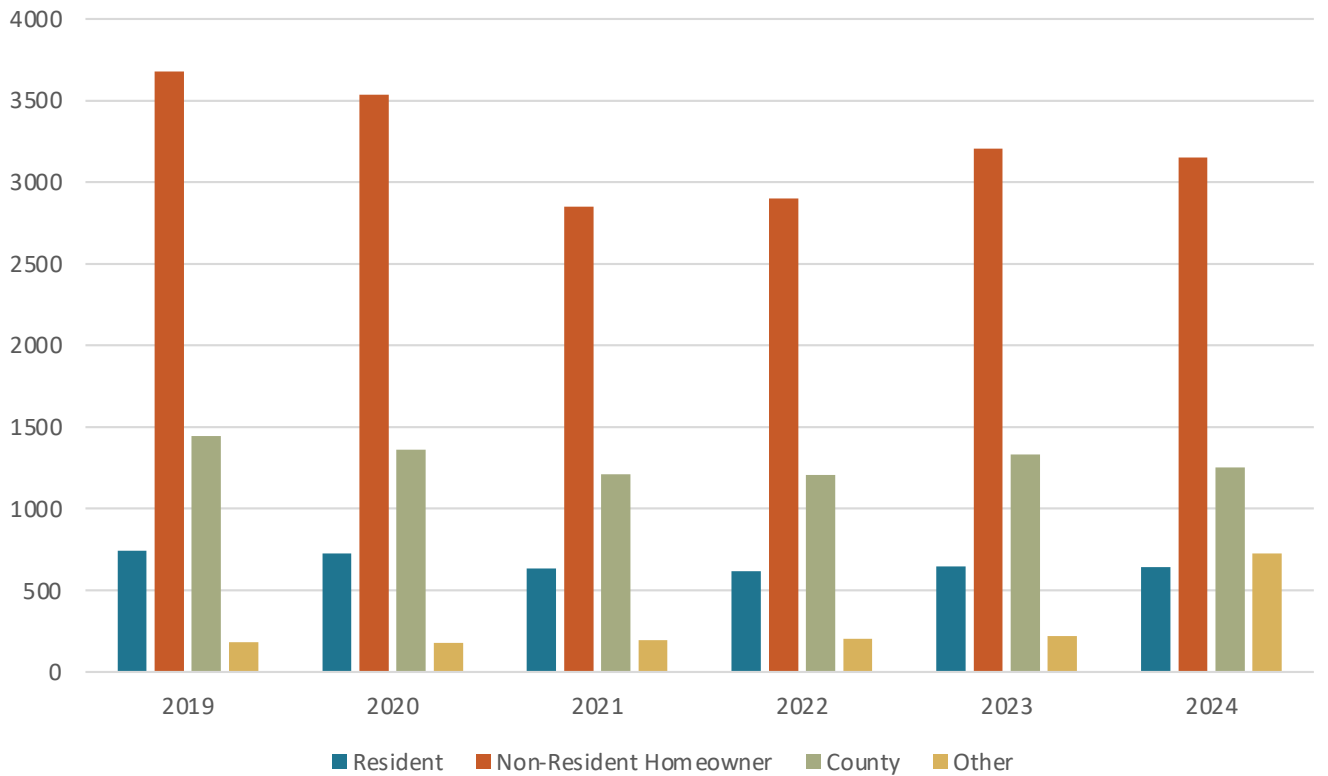


Steady increase to Library and HC visits continues.

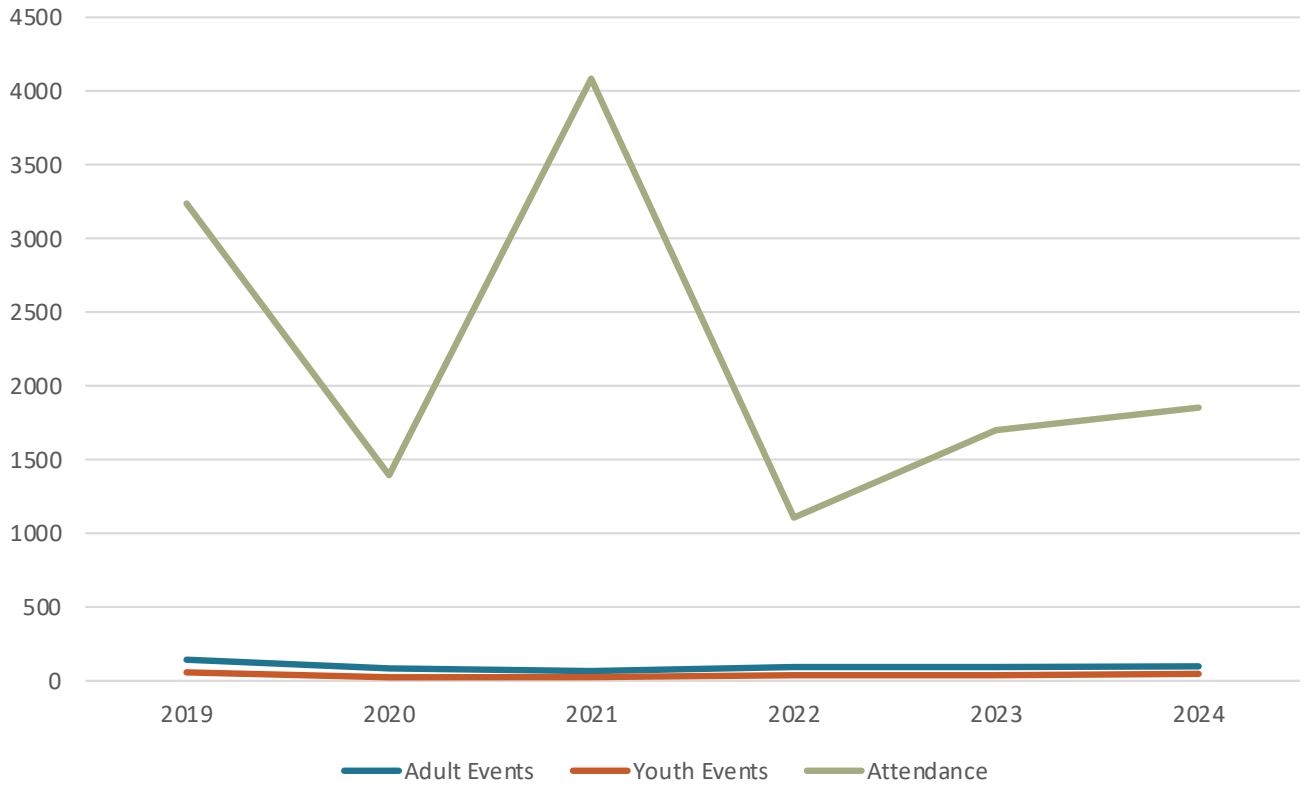
BORROWING YTD



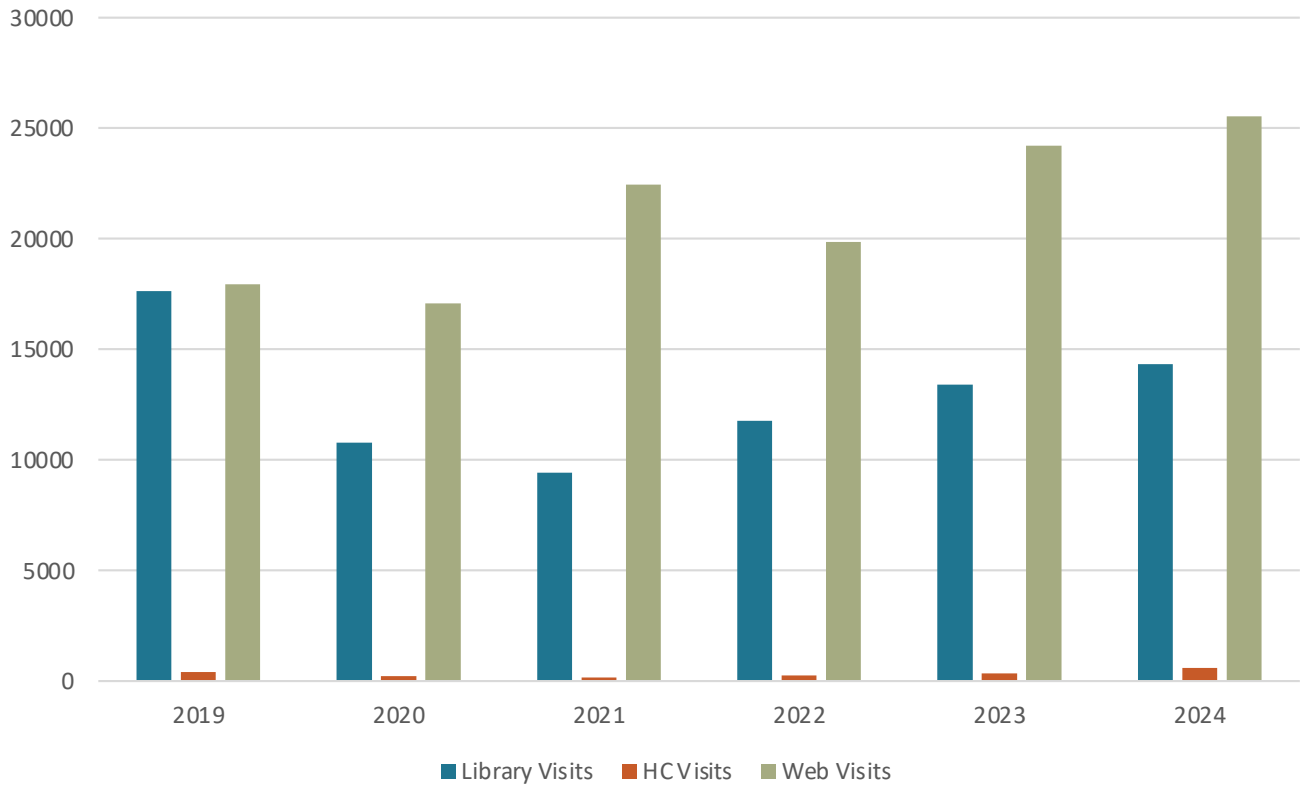
MEMBERS YTD



EVENTS YTD



ENGAGEMENT YTD

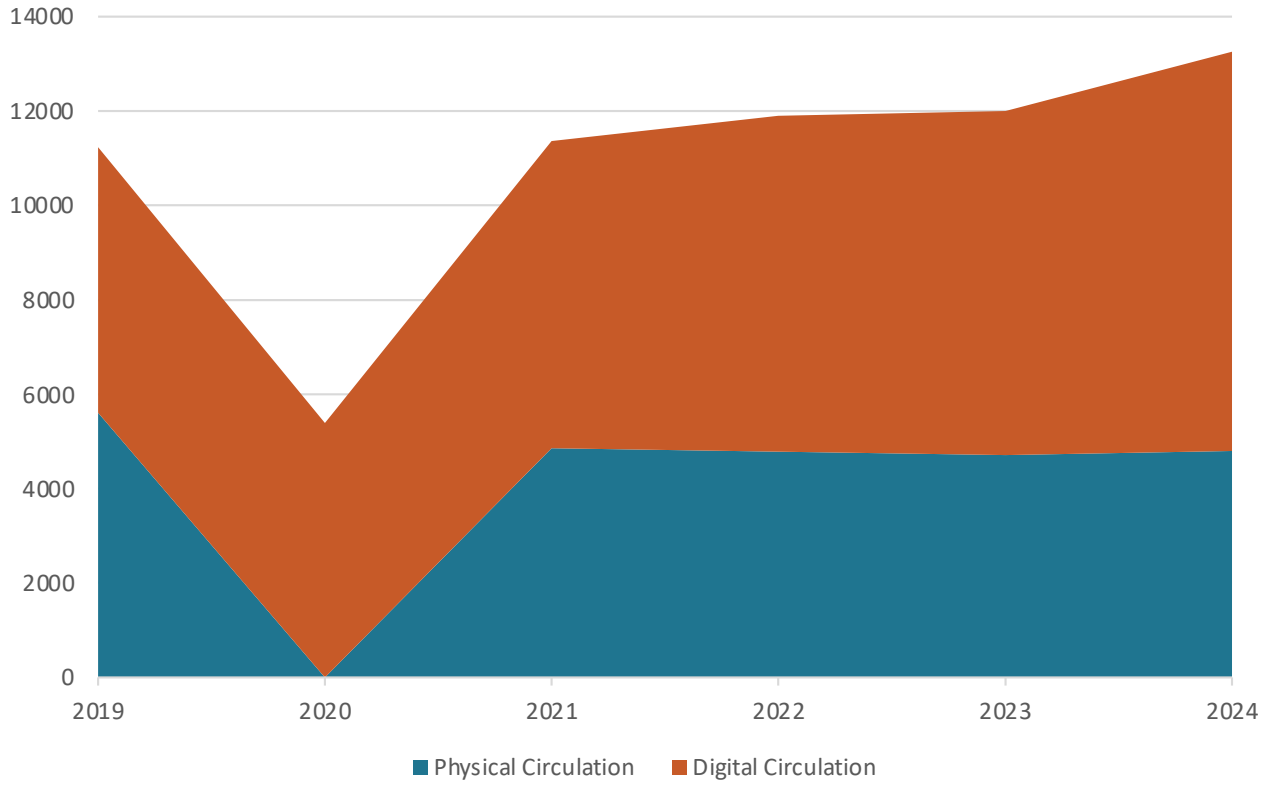


April/YTD Statistics – As of April 30

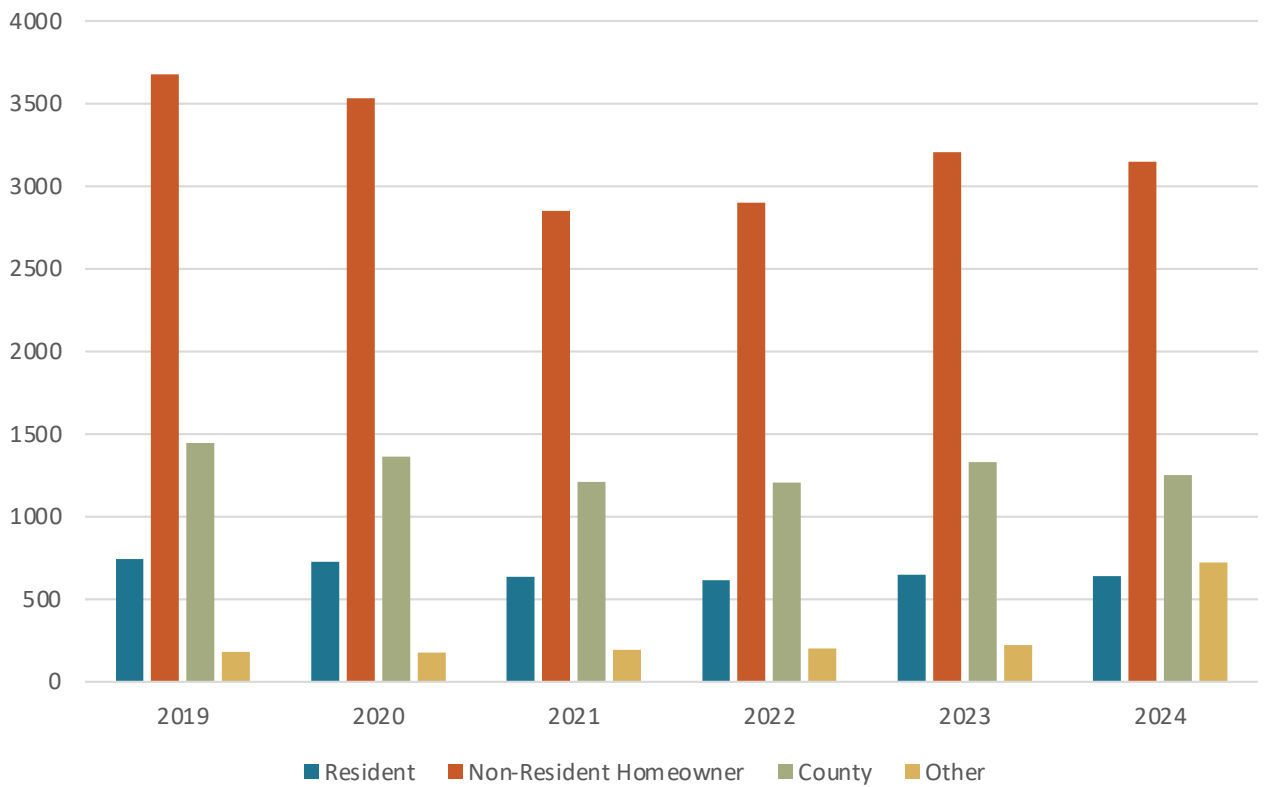
BORROWING						
	2019	2020	2021	2022	2023	2024
All Circulation	43002	33774	45362	43827	47178	52290
Juvenile Print Circulation	2591	2767	4665	3731	4135	4479
Physical Circulation	19739	14953	17515	17189	17395	18290
Digital Circulation	23363	18821	27847	26638	29783	33499
PATRONS						
	2019	2020	2021	2022	2023	2024*
Resident	744	727	635	616	648	641
Non-Resident Homeowner	3679	3534	2849	2899	3206	3150
County	1447	1362	1211	1208	1331	1252
Other	181	178	195	202	222	724
Total Patrons	6051	5801	4890	4925	5407	5767
EVENTS						
	2019	2020	2021	2022	2023	2024
Adult Events	143	85	66	91	91	98
Youth Events	57	26	25	36	36	47
Total Events	200	111	91	127	127	145
Attendance	3239	1396	4084	1107	1699	1854
ENGAGEMENT						
	2019	2020	2021	2022	2023	2024
Library Visits	17632	10783	9435	11770	13407	14326
HC Visits	421	238	150	253	341	604
Web Visits	17944	17084	22464	19862	24202	25528

*As of January 2024, youth members have been pulled out of the three primary categories and are now included in the “Other” column. Detailed youth statistics available upon request.

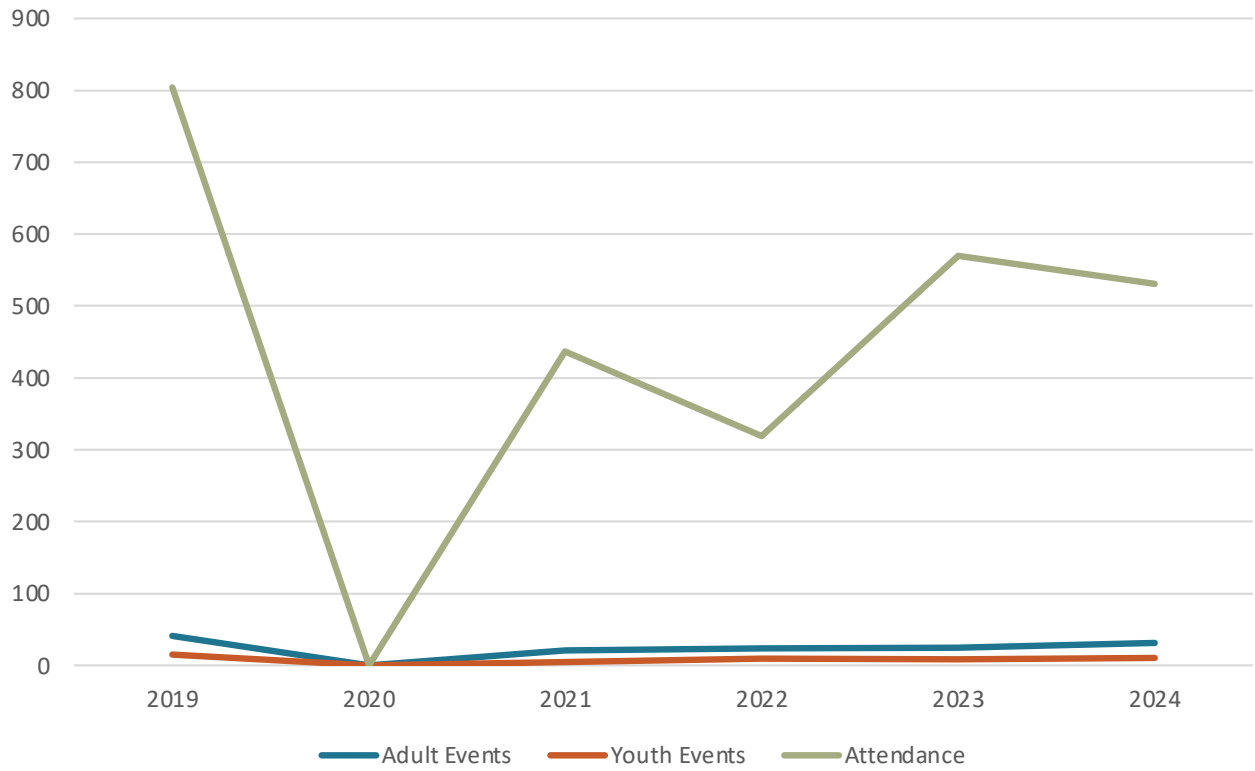
BORROWING_April



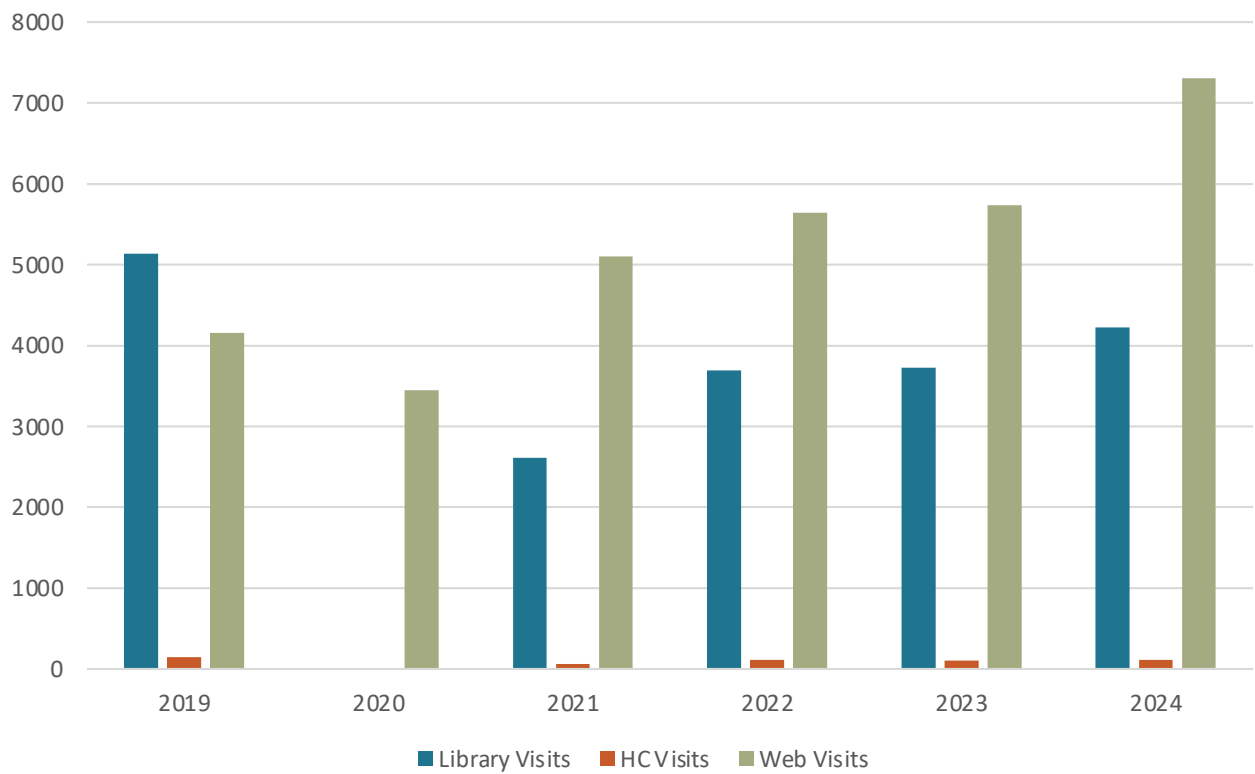
MEMBERS_April



EVENTS_April



ENGAGEMENT_April



Monthly Data: April Year-to-Year

BORROWING						
	2019	2020	2021	2022	2023	2024
All Circulation	11129	5392	11371	11902	12003	13,393
Juvenile Print Circulation	750	0	1477	1024	1289	1122
Physical Circulation	5608	0	4856	4782	4712	4805
Digital Circulation	5621	5392	6515	7120	7291	8452
PATRONS						
	2019	2020	2021	2022	2023	2024
Resident	744	727	635	616	648	641
Non-Resident						
Homeowner	3679	3534	2849	2899	3206	3150
County	1447	1362	1211	1208	1331	1252
Other	181	178	195	202	222	724
Total Patrons	6051	5801	4890	4925	5407	5767
EVENTS						
	2019	2020	2021	2022	2023	2024
Adult Events	41	0	21	24	25	31
Youth Events	15	0	5	9	8	10
Total Events	56	0	26	33	33	41
Attendance	804	0	437	319	570	531
ENGAGEMENT						
	2019	2020	2021	2022	2023	2024
Library Visits	5132	0	2612	3688	3725	4228
HC Visits	143	0	60	113	101	116
Web Visits	4153	3448	5106	5643	5736	7304