

## MEMBERS

TOTAL 5,728 / 5,415

Resident 634 / 650

Nonresident 3,136 / 3,206

County 1,237 / 1,336

Seasonal 48 / 44

Other 547\* / 109

eCard 126 / 70

New Patrons 36 / 36



On target to return to preCOVID-19 membership levels in 2024.

\*Youth separated from resident, NR, and county data starting January 2024.

## BORROWING

Circulation 13,370 / 12,314

Physical 4,791 / 4,591

Digital 8,439 / 7,723

Acquisitions 529 / 800

Print 448 / 517

AV 42 / 69

Digital 204 / 321



Circulation, physical and digital, is up slightly over March 2023.

## EVENTS

Adult events 25 / 27

Children's events 13 / 10

Attendance 496 / 517



Event attendance similar to recent years but hasn't returned to preCOVID-19 winter figures.

## HISTORY CENTER OBJECTS

Cataloged 57 / 0

Digitized 57 / 15

## TECH & SOCIAL

PC use 173 / 175

Wi-Fi use 660 / 806

Printing 5,329 / 3,871

Website Visits 6,375 / 6,058

Lib Facebook Reach 6,452 (down 15% vs. previous month)

HC Facebook Reach 42,387 (down 33%)

Lib Instagram Reach 764 (up 85%)

HC Instagram Reach 1,628 (down 2%)

Lib Follows/Likes 53 (up vs. Feb.)

HC Follows/Likes 102 (down vs. Feb.)



Trends are beginning to show that onsite computer and internet use may be plateauing, based on figures over the past year.

Printing remains a valued service.

## WELCOMED ONSITE

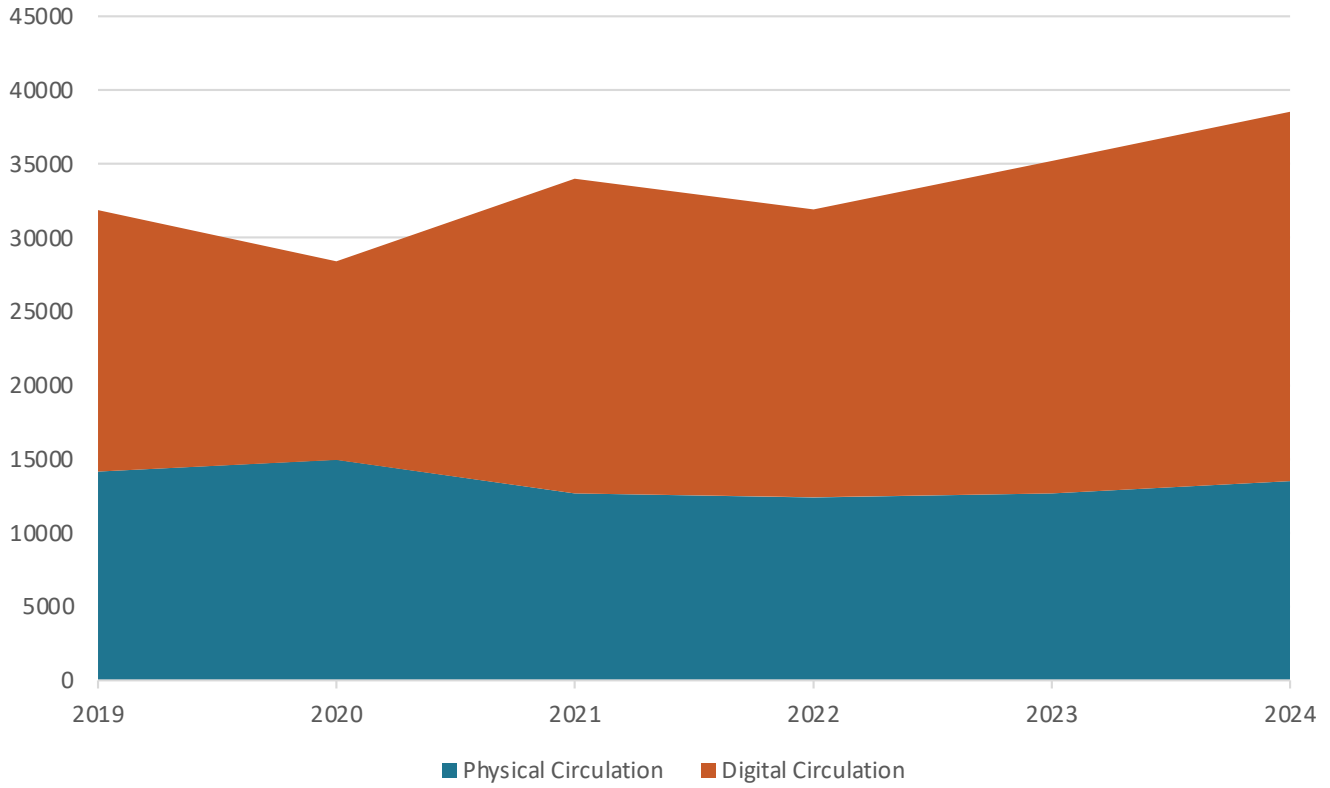
Library 3,753 / 3,613

History Center 142 / 110

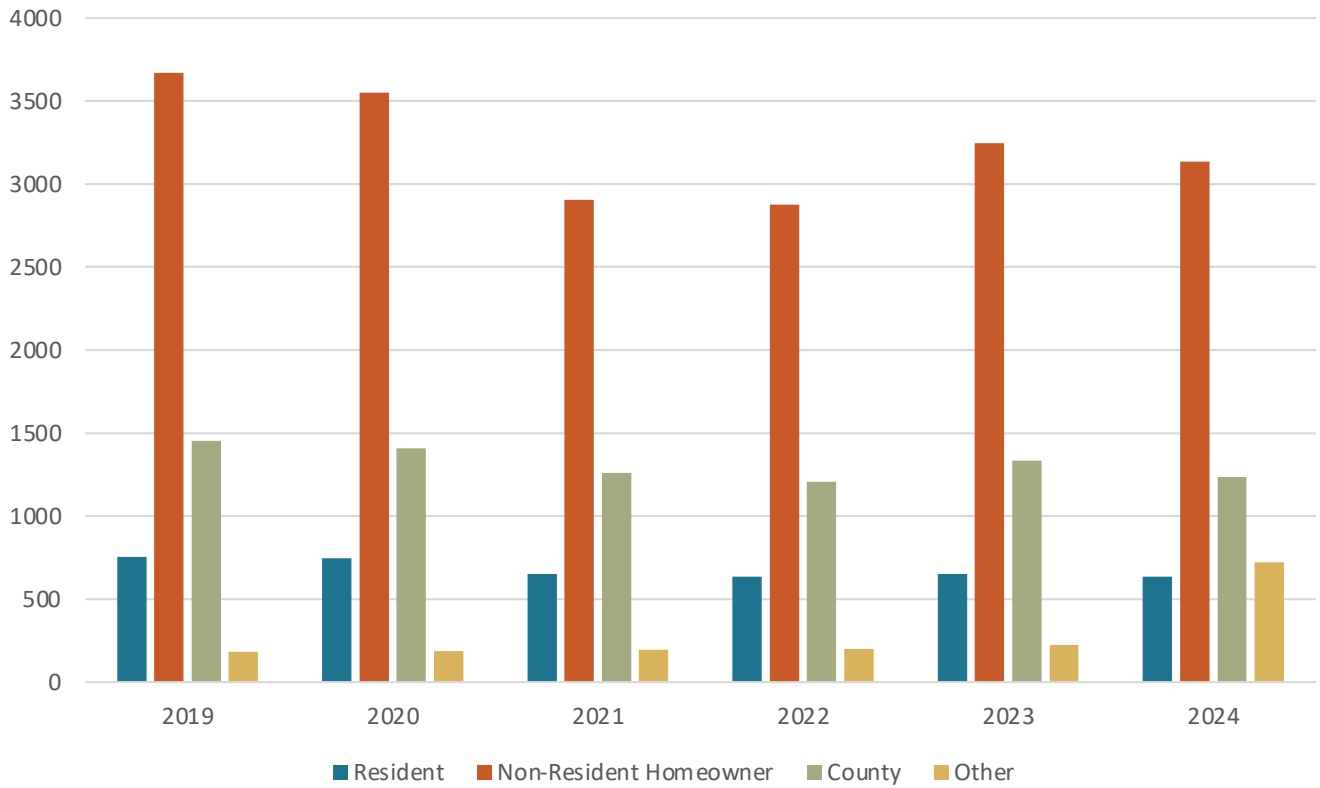


Library & HC visits slightly up vs. March 2023.

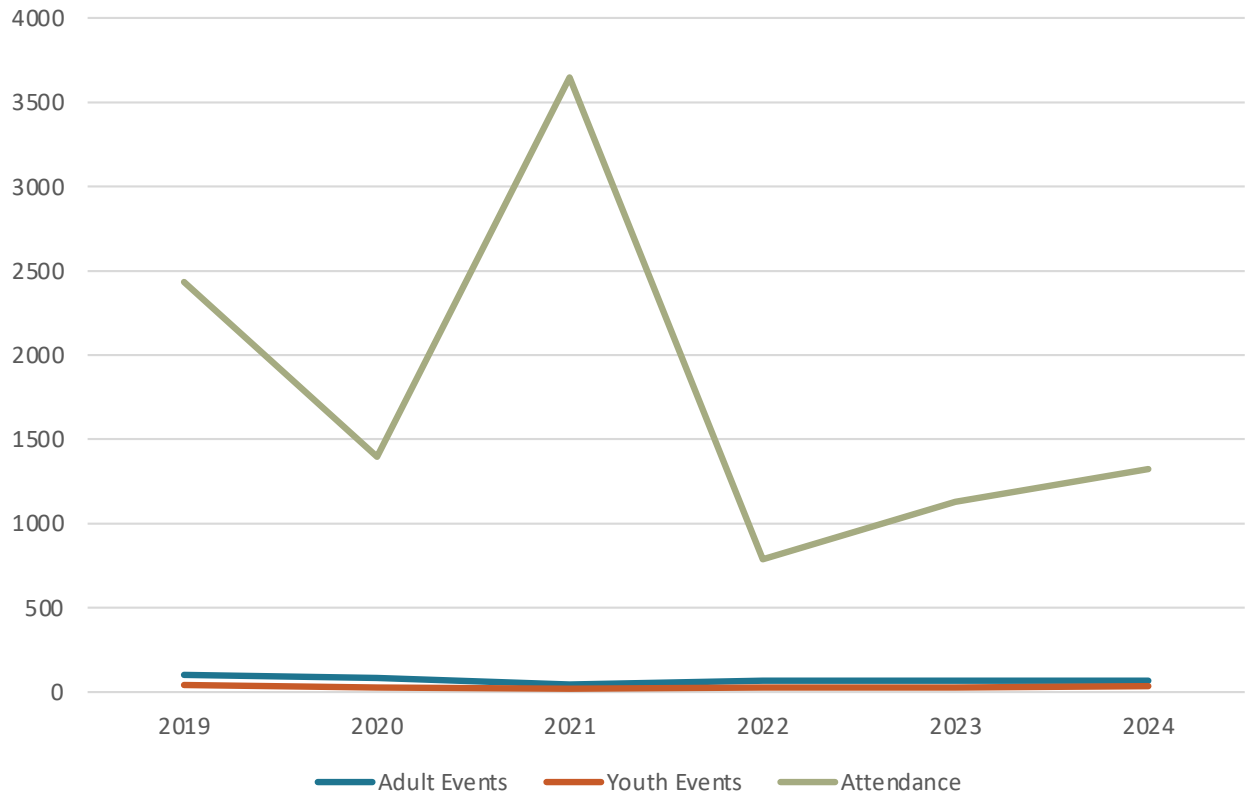
### BORROWING YTD



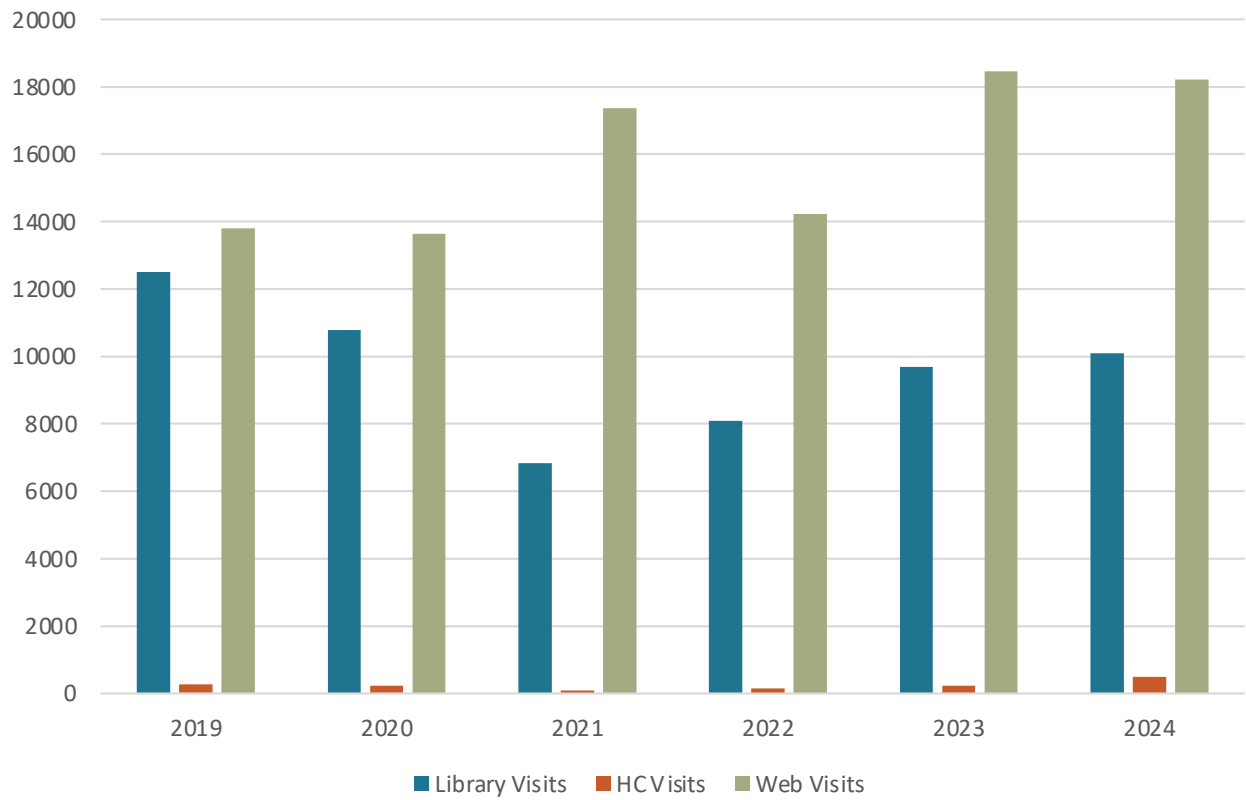
### PATRONS YTD



### EVENTS YTD



### ENGAGEMENT YTD

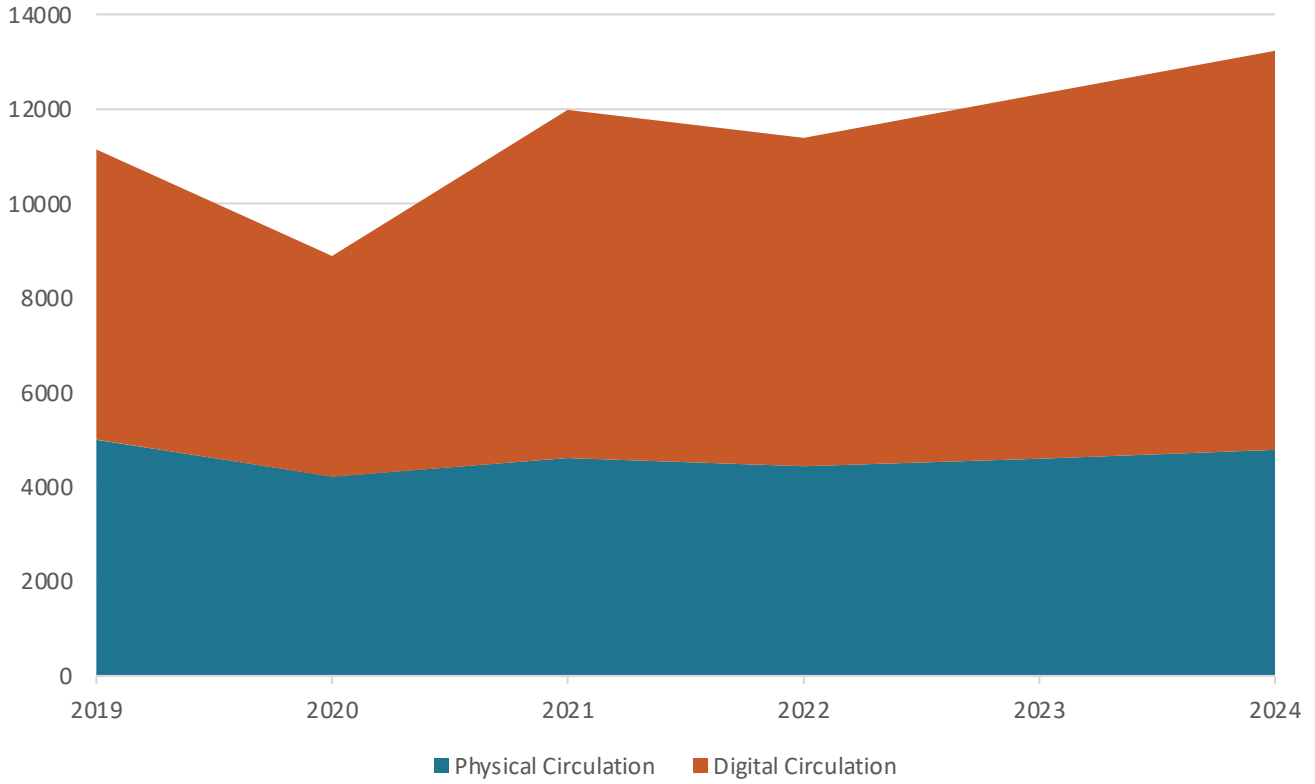


## March/YTD Statistics – As of March 31

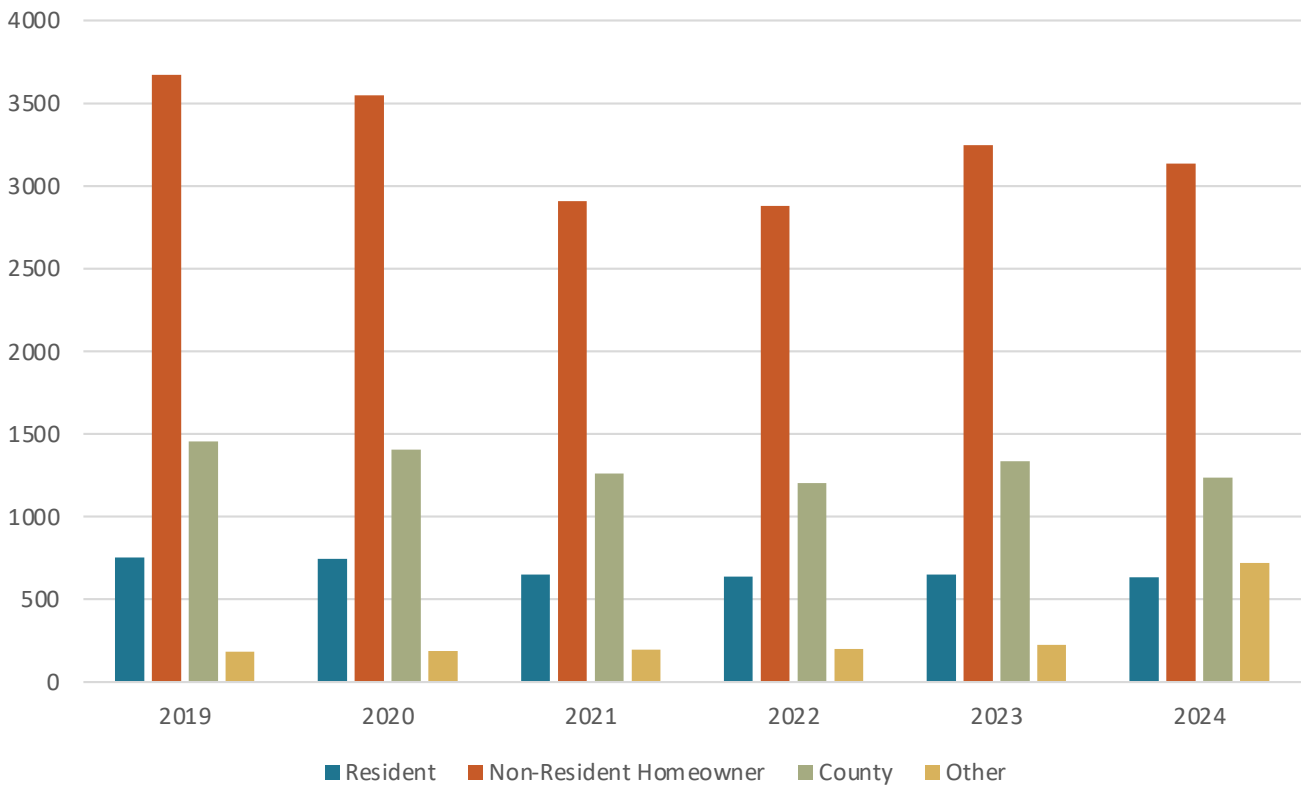
<b>BORROWING</b>						
	2019	2020	2021	2022	2023	2024
All Circulation	31873	28382	33991	31925	35175	38897
Juvenile Print Circulation	1841	2767	3188	2707	2846	3357
Physical Circulation	14131	14953	12659	12407	12683	13485
Digital Circulation	17742	13429	21332	19518	22492	25047
<b>PATRONS</b>						
	2019	2020	2021	2022	2023	2024
Resident	753	747	651	636	650	634
Non-Resident Homeowner	3671	3549	2907	2877	3245	3136
County	1453	1407	1260	1205	1336	1237
Other*	183	186	197	199	223	721
Total Patrons	6060	5889	5015	4917	5454	5728
<b>EVENTS</b>						
	2019	2020	2021	2022	2023	2024
Adult Events	102	85	45	67	66	67
Youth Events	42	26	20	27	28	37
Total Events	144	111	65	94	94	104
Attendance	2435	1396	3647	788	1129	1323
<b>ENGAGEMENT</b>						
	2019	2020	2021	2022	2023	2024
Library Visits	12500	10783	6823	8082	9682	10098
HC Visits	278	238	90	140	240	488
Web Visits	13791	13636	17358	14219	18466	18224

\*As of January 2024, youth members have been pulled out of the three primary categories and are now included in the “Other” column. Detailed youth statistics available upon request.

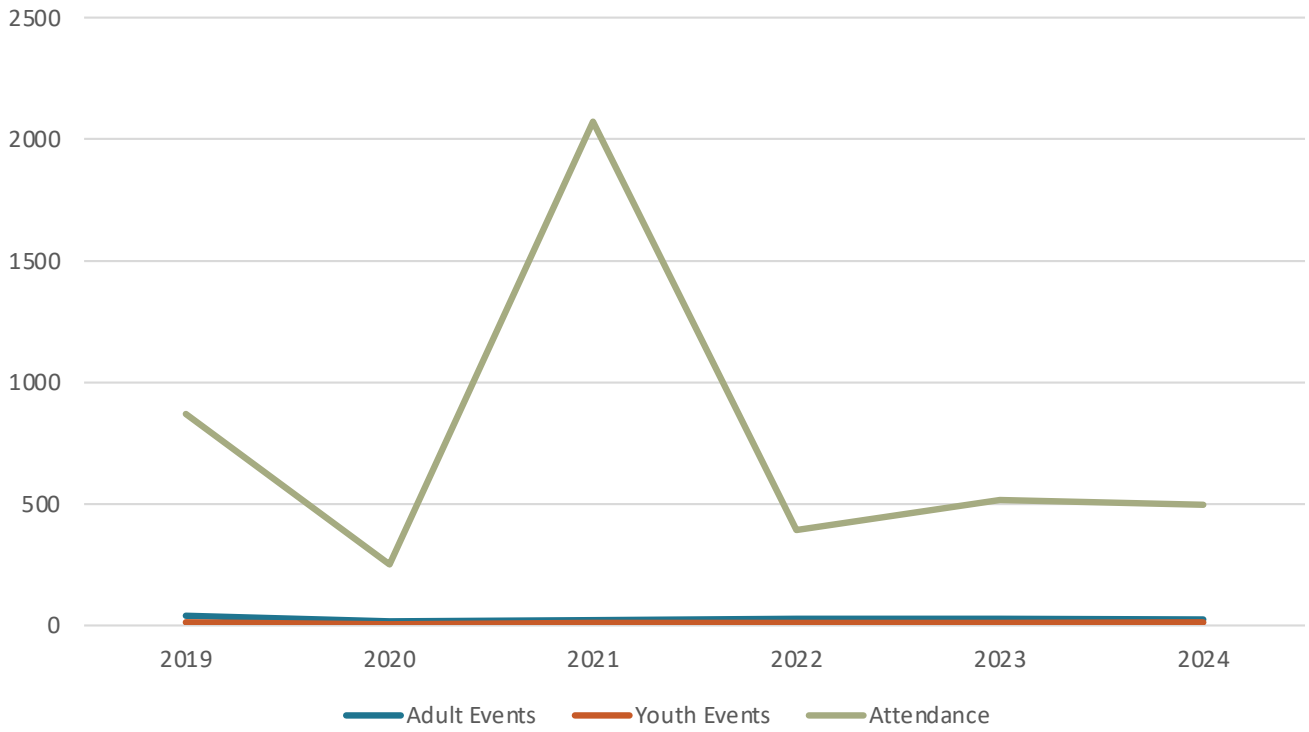
### BORROWING\_March



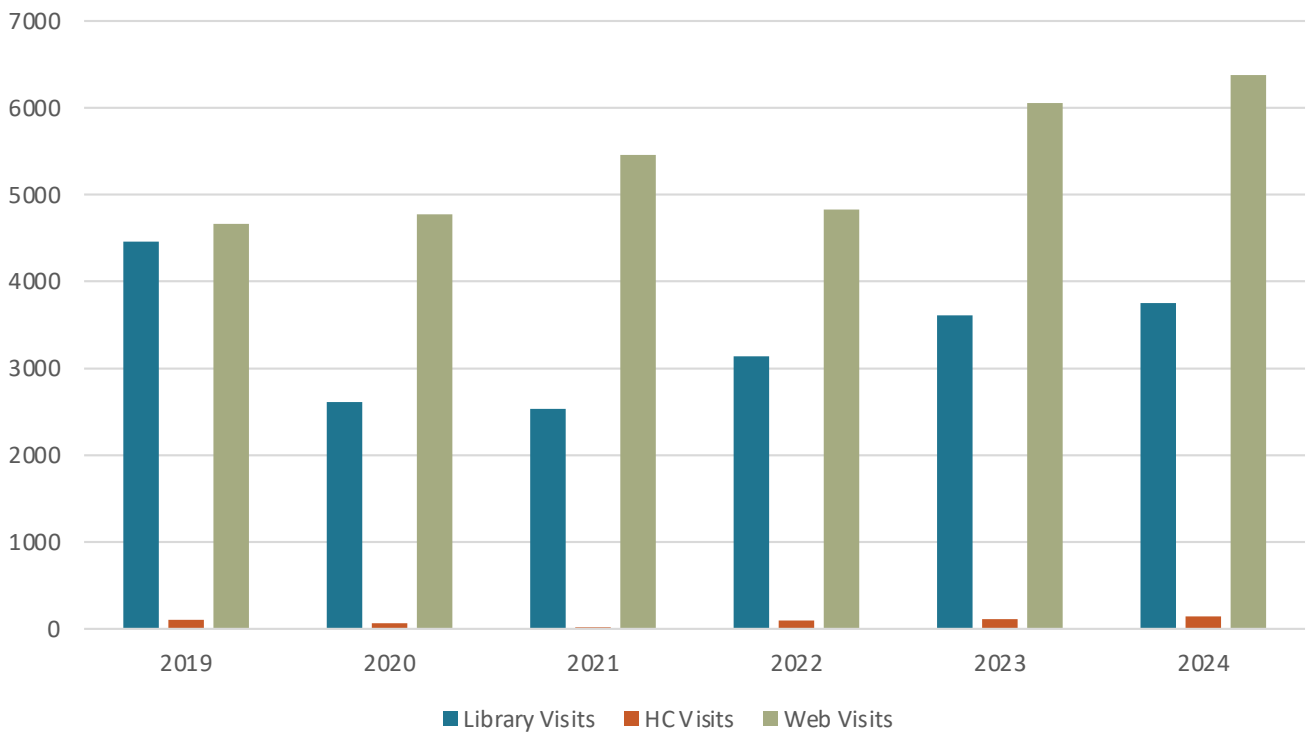
### MEMBERS\_March



### EVENTS\_March



### ENGAGEMENT\_March



## Monthly Data: March Year-to-Year

<b>BORROWING</b>						
	2019	2020	2021	2022	2023	2024
All Circulation	11136	8893	11982	11386	12314	13370
Juvenile Print Circulation	478	859	1509	964	1016	1293
Physical Circulation	4997	4215	4606	4441	4591	4791
Digital Circulation	6139	4678	7376	6945	7723	8439
<b>PATRONS</b>						
	2019	2020	2021	2022	2023	2024
Resident	753	747	651	636	650	634
Non-Resident Homeowner	3671	3549	2907	2877	3245	3136
County	1453	1407	1260	1205	1336	1237
Other	183	186	197	199	223	721
Total Patrons	6060	5889	5015	4917	5454	5728
<b>EVENTS</b>			VIRTUAL			
	2019	2020	2021	2022	2023	2024
Adult Events	40	17	21	27	27	25
Youth Events	13	5	10	12	10	13
Total Events	53	22	31	39	37	38
Attendance	871	251	2072	393	517	496
<b>ENGAGEMENT</b>						
	2019	2020	2021	2022	2023	2024
Library Visits	4457	2612	2535	3139	3613	3753
HC Visits	105	63	19	99	110	142
Web Visits	4661	4777	5458	4829	6058	6,375