

## MEMBERS

TOTAL 5,699 / 5,412

Resident 632 / 666

Nonresident 3,136 / 3,204

County 1,235 / 1,326

Seasonal 49 / 46

Other 543\* / 110

eCard 104 / 60

New Patrons 36 / 44



2024 membership counts repeat 2023 data - current baseline ranges from 5,500-5,900 patrons over the course of each year, in recent years.

\*Youth separated from resident, NR, and county data starting January 2024.

## BORROWING

Circulation 12,272 / 11,056

Physical 4,253 / 3,992

Digital 7,902 / 7,064

Acquisitions 529 / 665

Print 290 / 364

AV 11 / 75

Digital 228 / 226



February circulation is up slightly over 2023, including physical items. Onsite visits also up slightly vs. Feb. 2023.

## EVENTS

Adult events 22 / 19

Children's events 13 / 9

Attendance 498 / 357



Event attendance is strong compared to recent years but hasn't returned to pre-pandemic winter figures.

## HISTORY CENTER OBJECTS

Cataloged 0 / 68

Digitized 15 / 73

## TECH & SOCIAL

PC use 202 / 161

Wi-Fi use 667 / 672

Printing 3,710 / 3,655

Website Visits 4,949 / 5,190

Lib Facebook Reach 7,662 (up 41% vs. previous month)

HC Facebook Reach 63,893 (down 43%)

Lib Instagram Reach 413 (down 11%)

HC Instagram Reach 1,677 (down 18%)

Lib Follows/Likes 37 (up vs. Jan.)

HC Follows/Likes 135 (up vs. Jan.)



Onsite computer and internet use similar to February 2023. Social media mostly down vs. the previous month, but increases in likes/follows.

## WELCOMED ONSITE

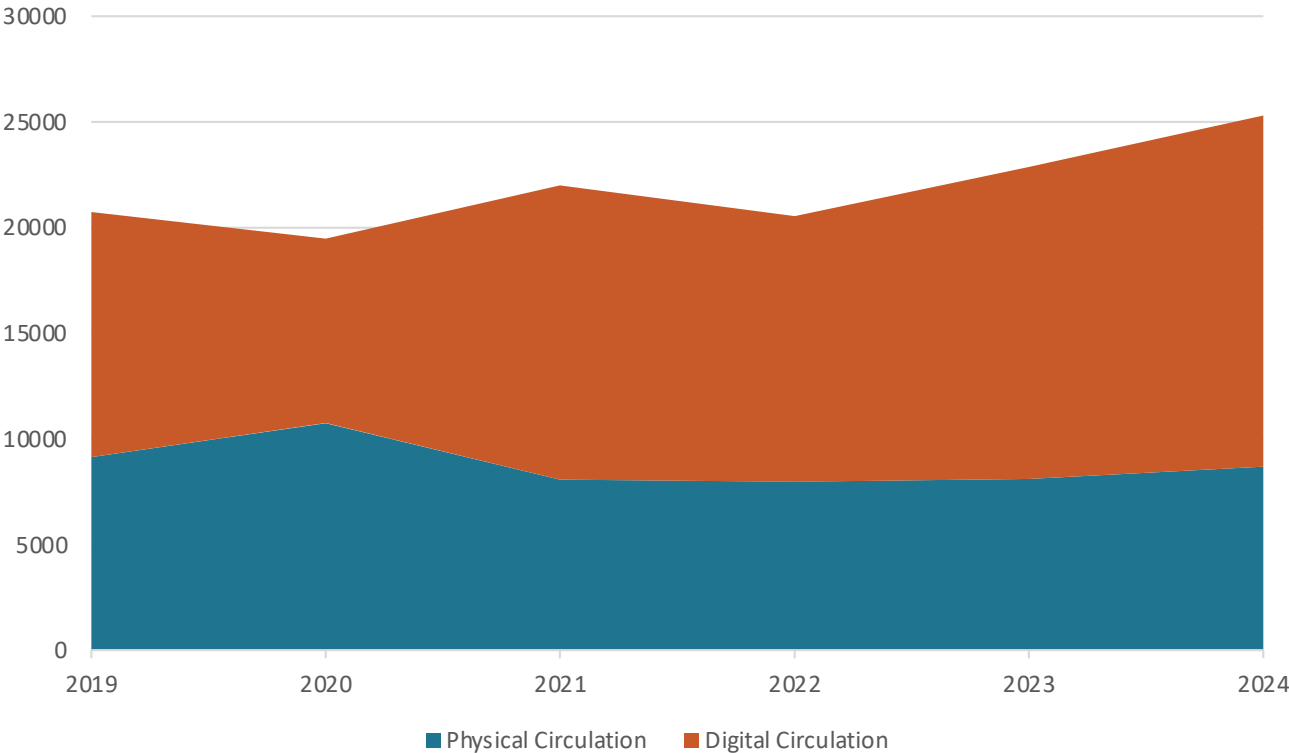
Library 3,179 / 2,916

History Center 186 / 59

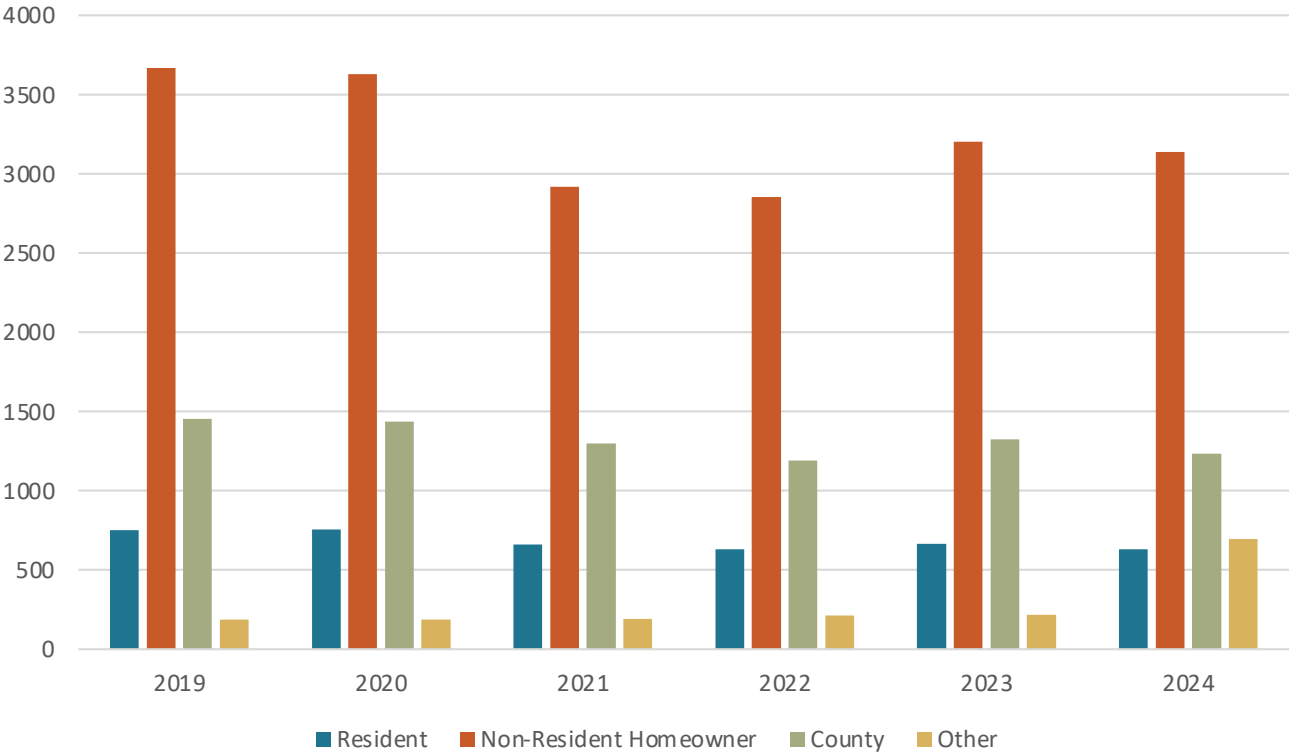


Library visits slightly up vs. February 2023. Significant increase at the HC.

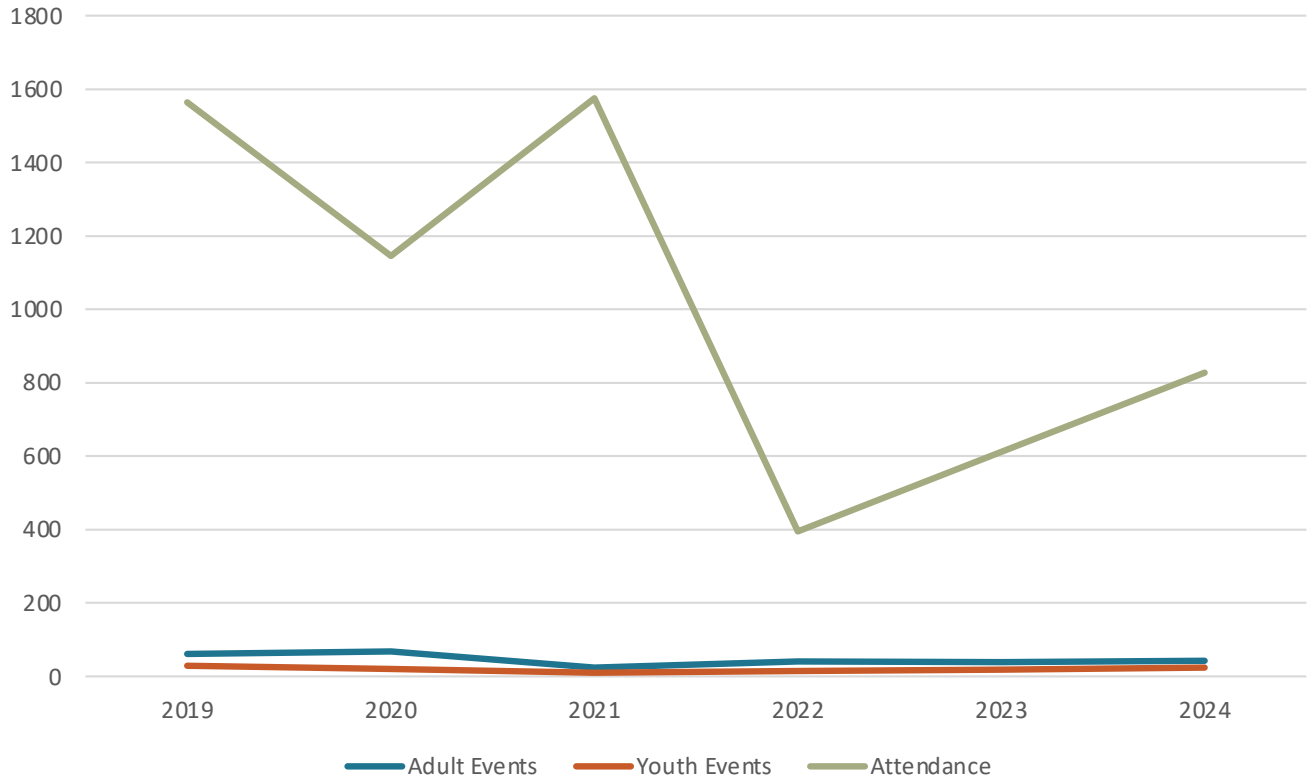
### BORROWING YTD



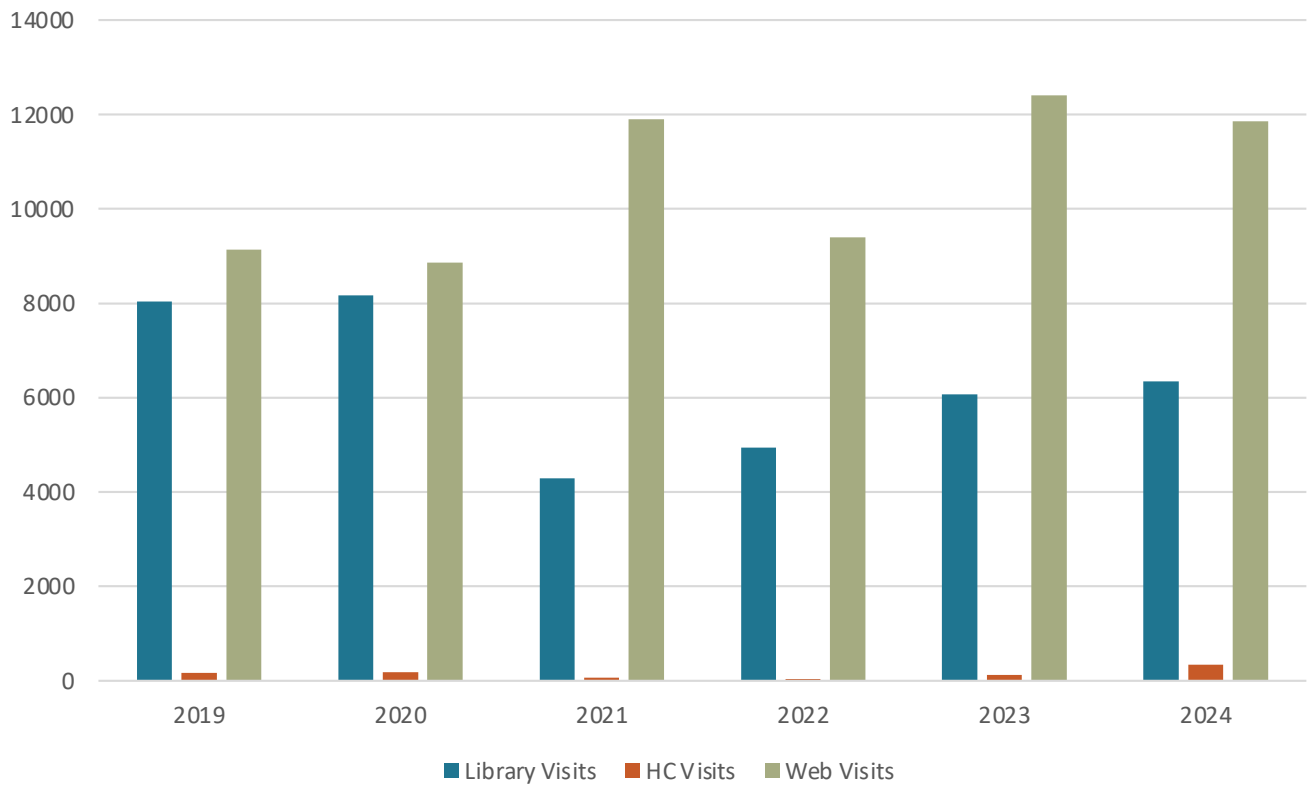
### PATRONS YTD



## EVENTS YTD



## ENGAGEMENT YTD

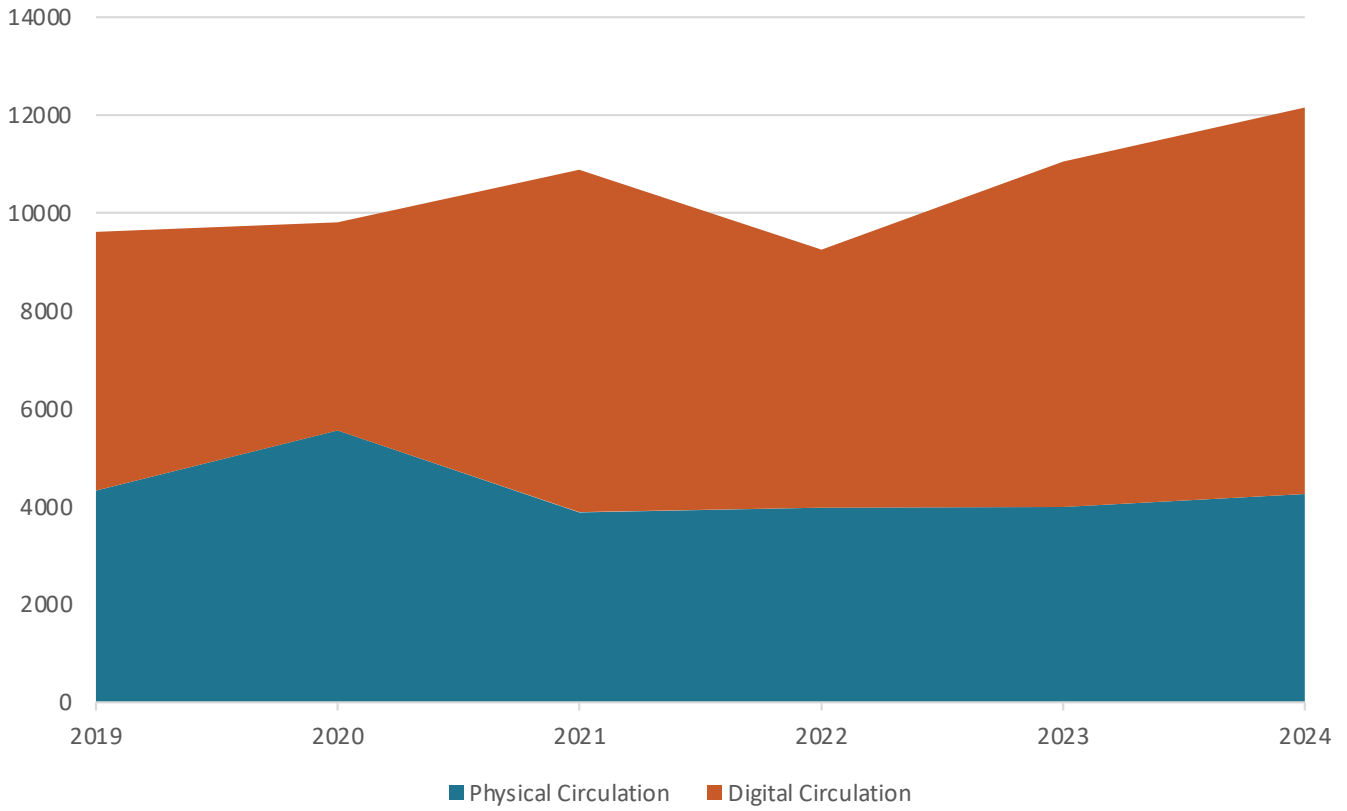


## February/YTD Statistics – As of February 29

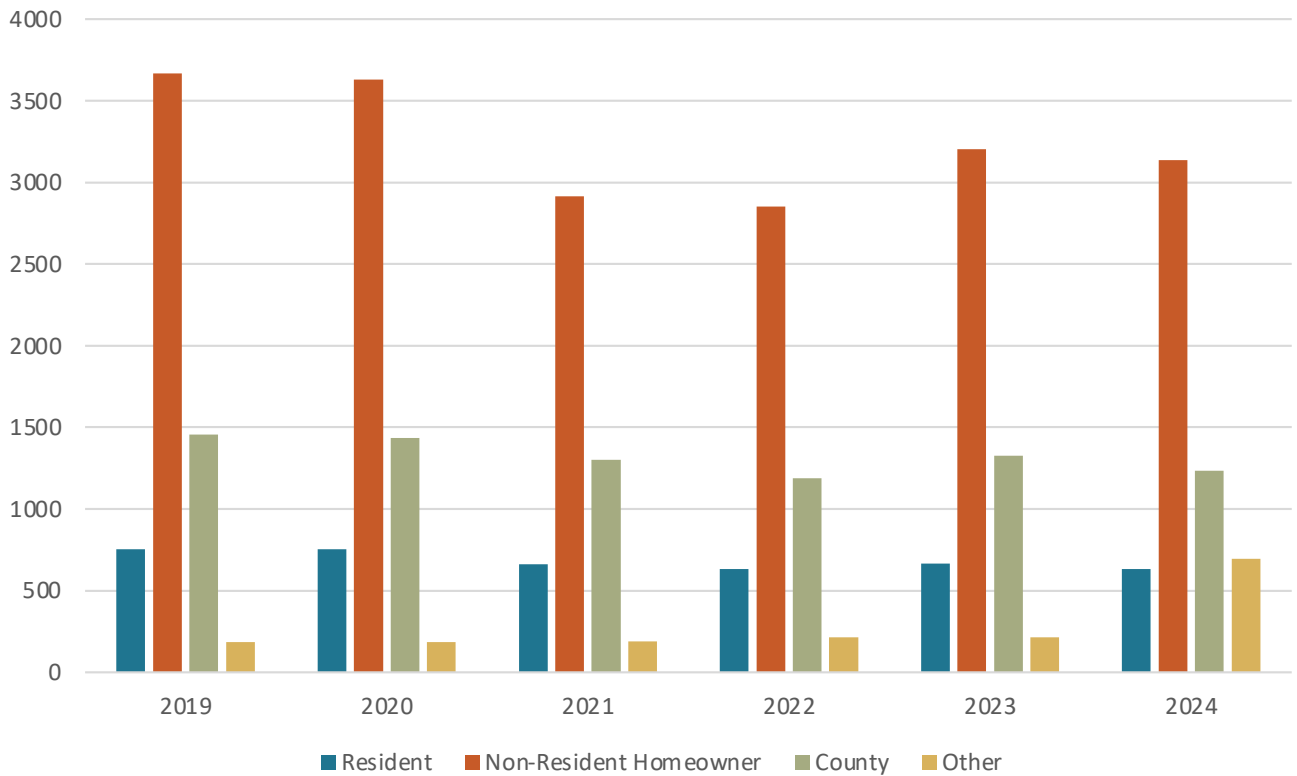
<b>BORROWING</b>						
	<b>2019</b>	<b>2020</b>	<b>2021</b>	<b>2022</b>	<b>2023</b>	<b>2024</b>
All Circulation	20737	19489	22009	20539	22861	25527
Juvenile Print Circulation	1363	1908	1679	1743	1830	2064
Physical Circulation	9134	10738	8053	7966	8092	8694
Digital Circulation	11603	8751	13956	12573	14769	16608
<b>PATRONS</b>						
	<b>2019</b>	<b>2020</b>	<b>2021</b>	<b>2022</b>	<b>2023</b>	<b>2024</b>
Resident	753	755	662	632	666	632
Non-Resident Homeowner	3666	3630	2917	2852	3204	3136
County	1455	1435	1300	1189	1326	1235
Other	185	185	191	215	216	696
Total Patrons	6059	6005	5070	4888	5412	5699
<b>EVENTS</b>						
	<b>2019</b>	<b>2020</b>	<b>2021</b>	<b>2022</b>	<b>2023</b>	<b>2024</b>
Adult Events	62	68	24	40	39	42
Youth Events	29	21	10	15	18	24
Total Events	91	89	34	55	57	66
Attendance	1564	1145	1575	395	612	827
<b>ENGAGEMENT</b>						
	<b>2019</b>	<b>2020</b>	<b>2021</b>	<b>2022</b>	<b>2023</b>	<b>2024</b>
Library Visits	8043	8171	4288	4943	6069	6345
HC Visits	173	175	71	41	130	346
Web Visits	9130	8859	11900	9390	12408	11849

\*As of January 2024, youth members have been pulled out of the three primary categories and are now included in the “Other” column. Detailed youth statistics available upon request.

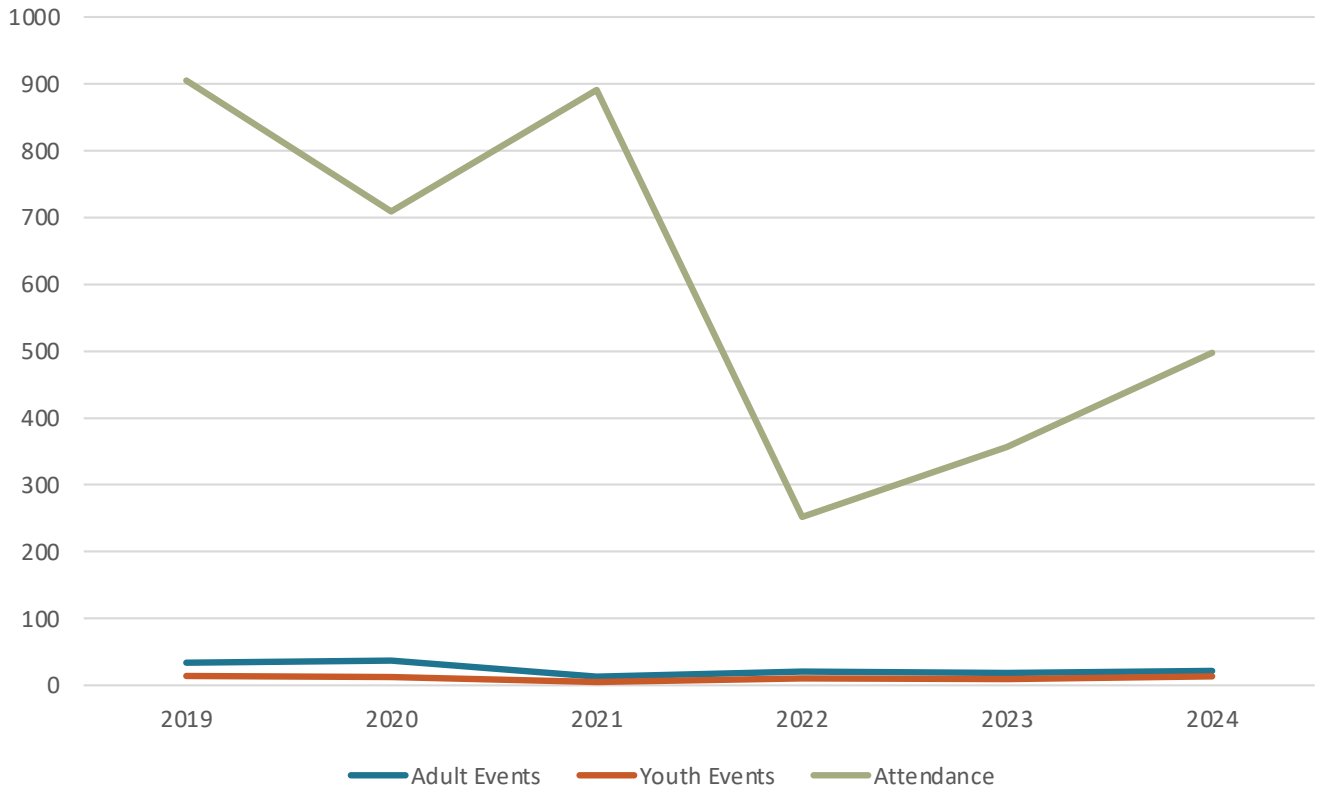
### BORROWING\_February



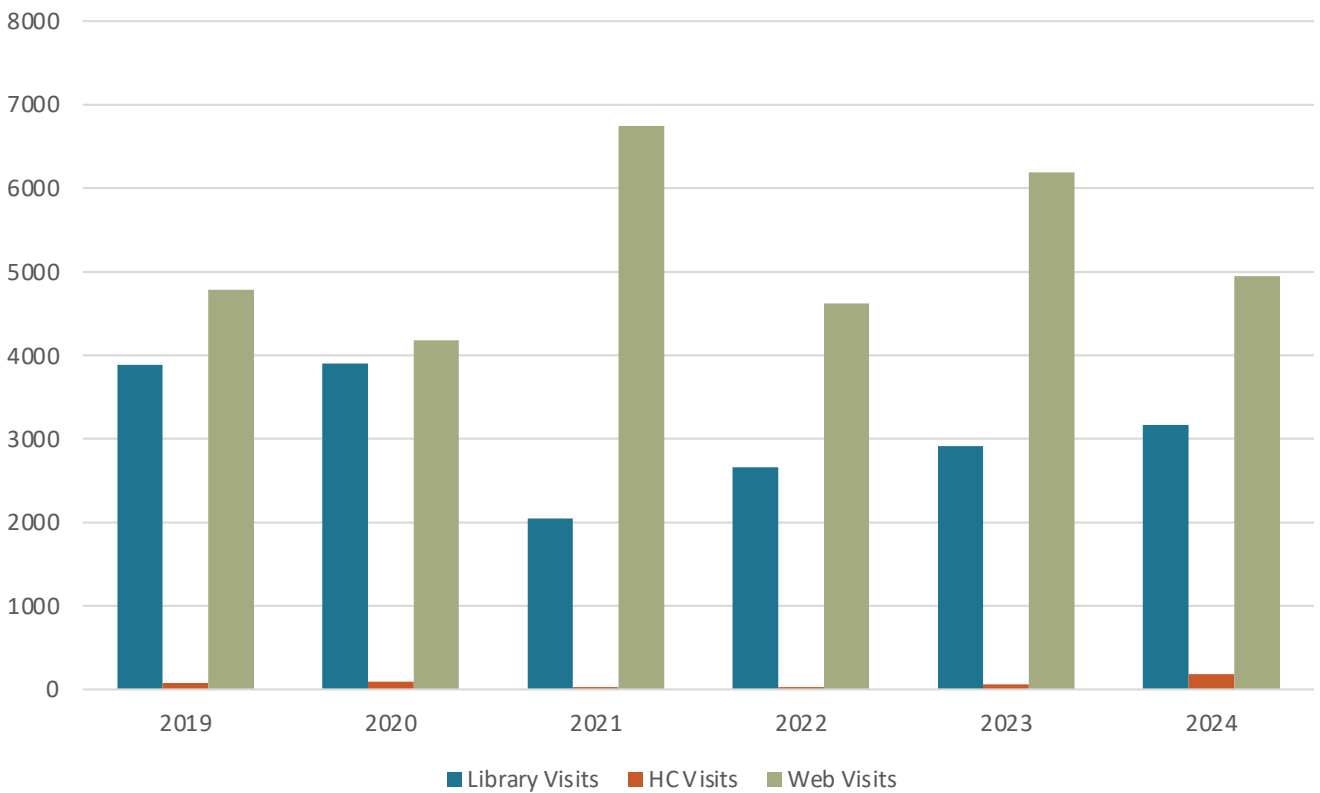
### MEMBERS\_February



## EVENTS\_February



## ENGAGEMENT\_February



## Monthly Data: February Year-to-Year

<b>BORROWING</b>						
	<b>2019</b>	<b>2020</b>	<b>2021</b>	<b>2022</b>	<b>2023</b>	<b>2024</b>
All Circulation	9614	9813	10883	9247	11056	12272
Juvenile Print Circulation	557	1061	836	904	941	1036
Physical Circulation	4333	5557	3887	3973	3992	4253
Digital Circulation	5281	4256	6996	5274	7064	7902
<b>PATRONS</b>						
	<b>2019</b>	<b>2020</b>	<b>2021</b>	<b>2022</b>	<b>2023</b>	<b>2024</b>
Resident	753	755	662	632	666	632
Non-Resident Homeowner	3666	3630	2917	2852	3204	3136
County	1455	1435	1300	1189	1326	1235
Other	185	185	191	215	216	696
Total Patrons	6059	6005	5070	4888	5412	5699
<b>EVENTS</b>			VIRTUAL			
	<b>2019</b>	<b>2020</b>	<b>2021</b>	<b>2022</b>	<b>2023</b>	<b>2024</b>
Adult Events	34	37	13	21	19	22
Youth Events	14	12	5	10	9	13
Total Events	48	49	18	31	28	35
Attendance	905	709	891	252	357	498
<b>ENGAGEMENT</b>						
	<b>2019</b>	<b>2020</b>	<b>2021</b>	<b>2022</b>	<b>2023</b>	<b>2024</b>
Library Visits	3887	3898	2044	2660	2916	3166
HC Visits	75	90	25	26	59	186
Web Visits	4781	4181	6747	4623	6190	4949