

MEMBERS

TOTAL 5,698 / 5,388

Resident 622 / 669

Nonresident 3,141 / 3,198

County 1,238 / 1,306

Seasonal 49 / 45

Other 542 / n/a*

eCard 106 / 58

New Patrons 56 / 43



2023 growth has the current membership slightly over this time last year.

Category data firmer as new system reporting is set.

*Youth separated from resident, NR, and county data.

BORROWING

Circulation 13,255 / 11,805

Physical 4,441 / 4,100

Digital 8,706 / 7,705

Acquisitions 797 / 443

Print 348 / 196

AV 58 / 49

Digital 391 / 198



January's digital circulation is the highest of any winter month to date.

EVENTS

Adult events 20 / 20

Children's events 11 / 9

Attendance 329 / 255



Event attendance on par with winter figures and up over January 2023.

January feature film canceled due to weather.

HISTORY CENTER OBJECTS

Cataloged 23 / 45

Digitized 57 / 76

TECH & SOCIAL

PC use 194 / 162

Wi-Fi use 651 / 713

Printing 4,192 / 2,952

Website Visits 6,900 / 6,218

Lib Facebook Reach 5,398 (up 9% vs. previous month)

HC Facebook Reach 113,180 (up 82%)

Lib Instagram Reach 468 (down 25%)

HC Instagram Reach 2,052 (up 46%)

Lib Follows/Likes 21 (on par with Dec.)

HC Follows/Likes 108 (up vs. Dec.)



HC social media reach hit new highs, with Facebook over 113,000 in January. The most popular posts contained historic Avalon house content.

WELCOMED ONSITE

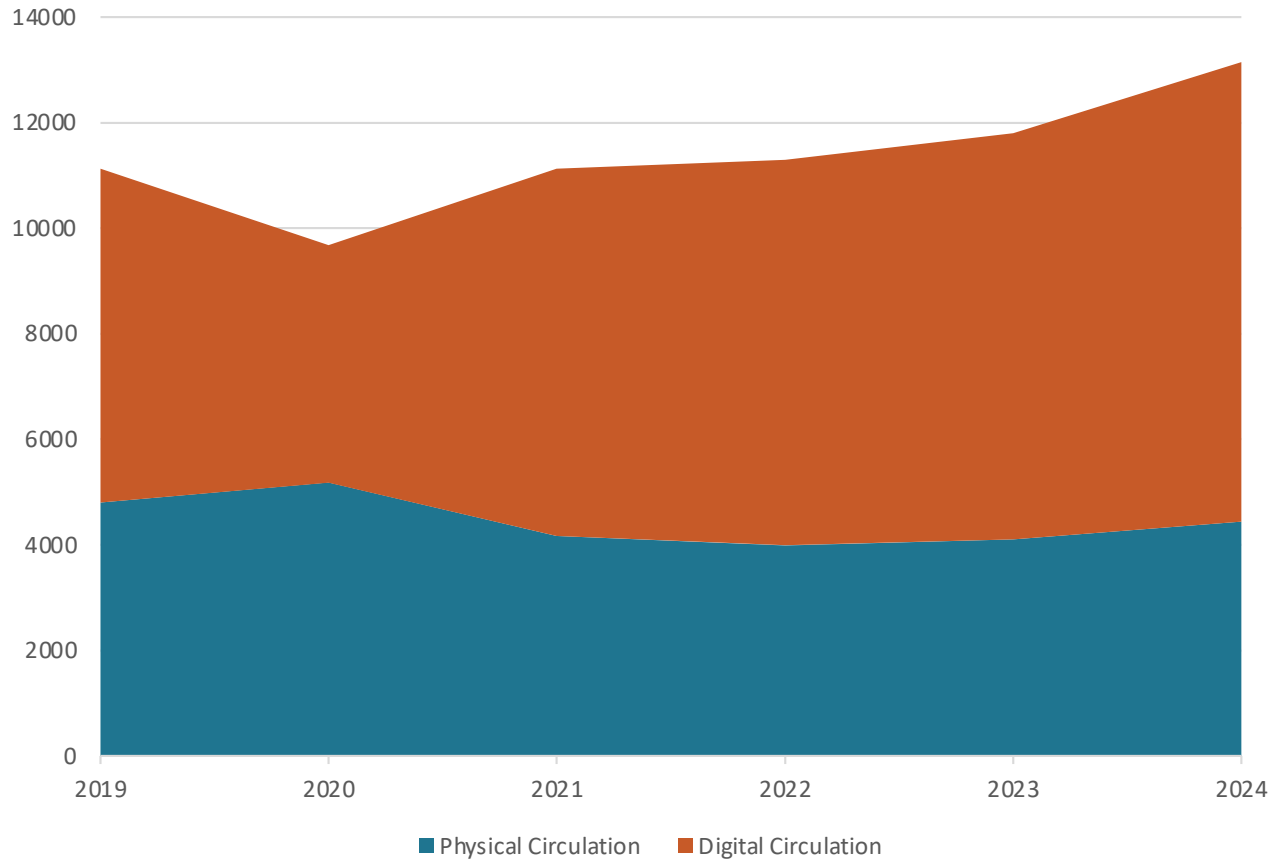
Library 3,179 / 3,153

History Center 160 / 71

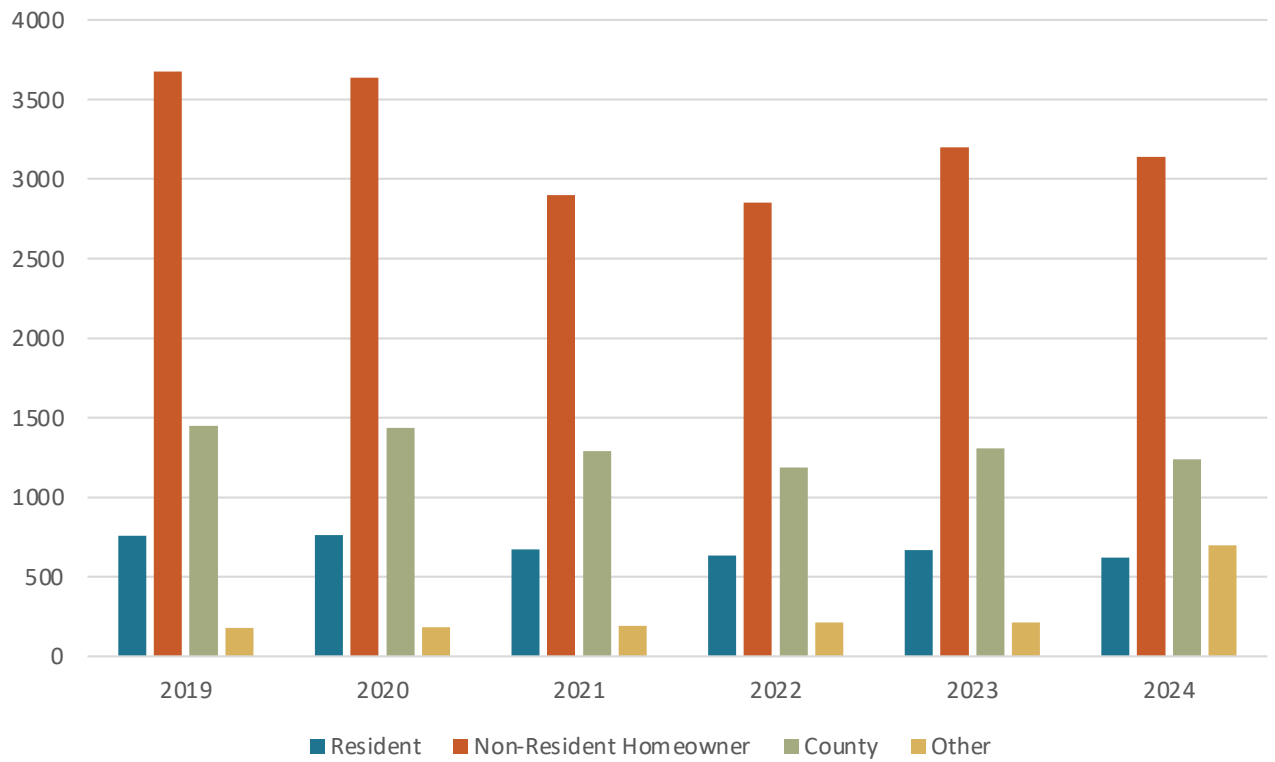


Library on par with January 2023. Increase at the HC.

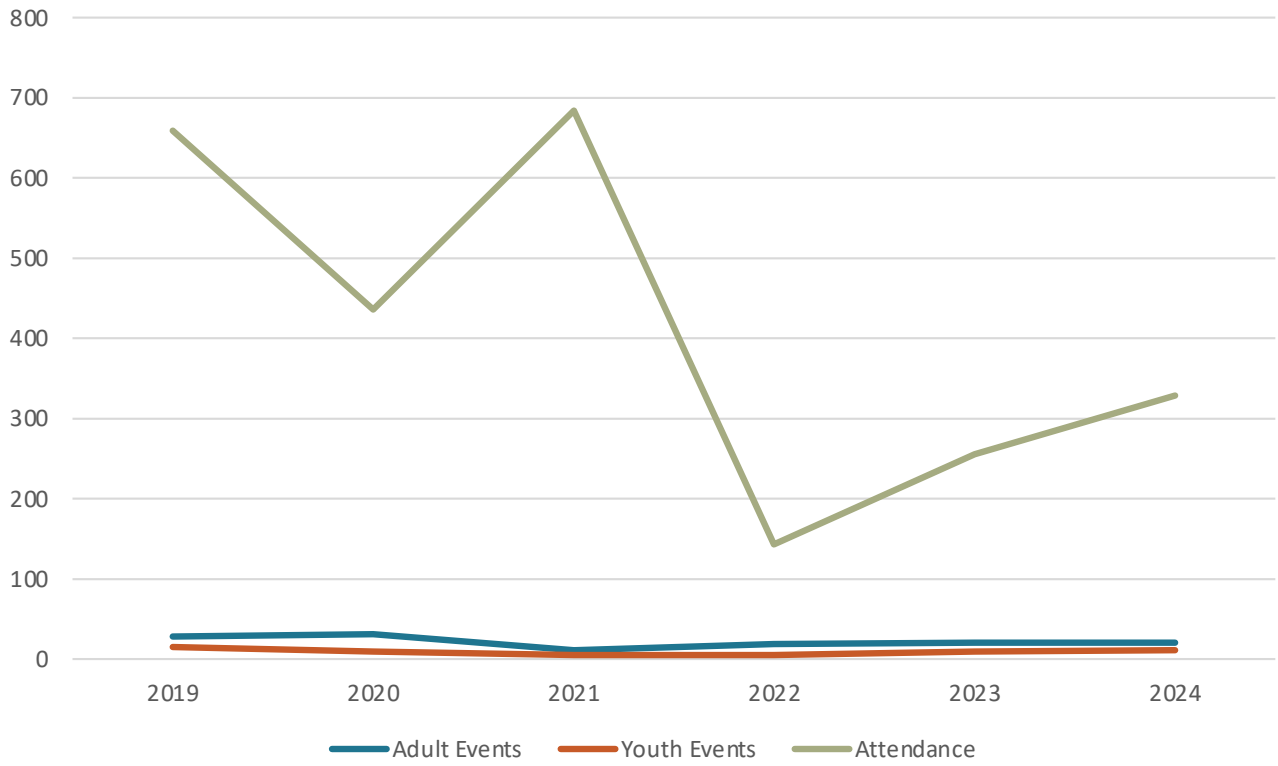
BORROWING_January



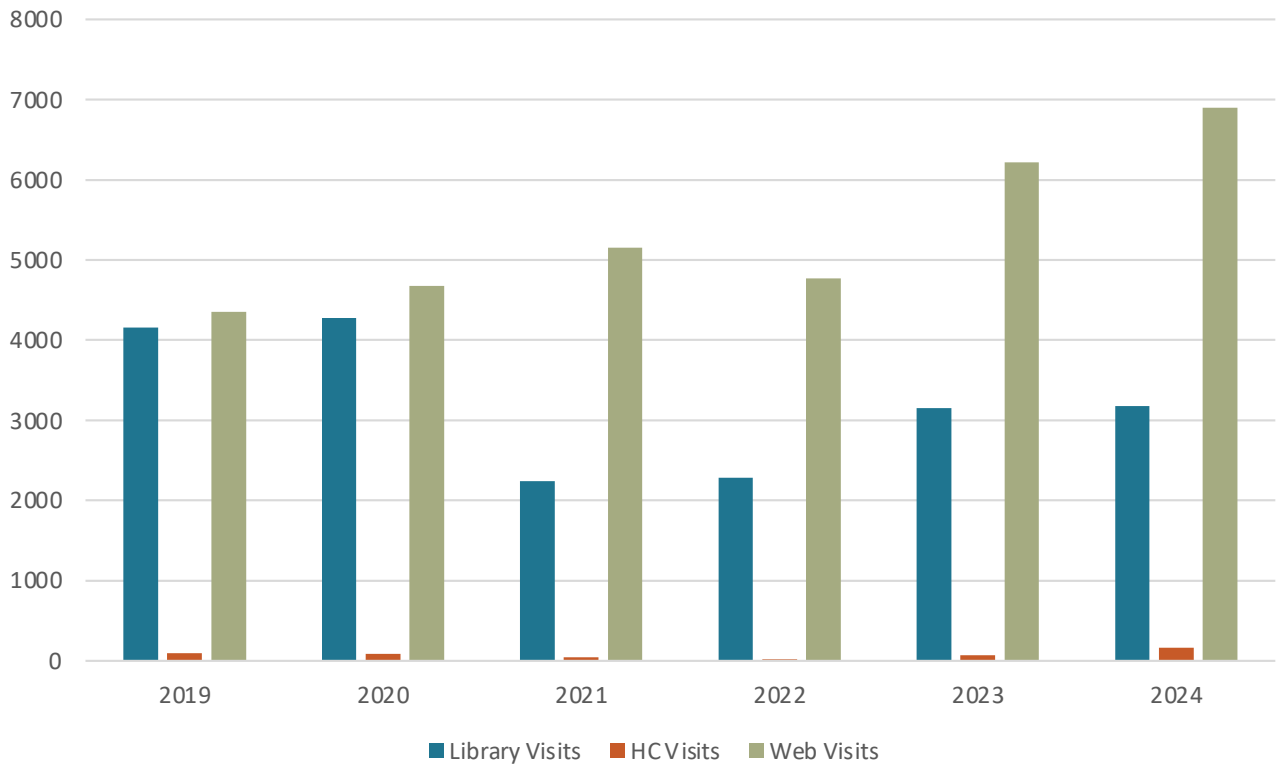
MEMBERS_January



EVENTS_January



ENGAGEMENT_January



January/YTD Statistics – As of January 31

BORROWING						
	2019	2020	2021	2022	2023	2024
All Circulation	11123	9676	11126	11292	11805	13255
Juvenile Print Circulation	806	847	843	839	889	1028
Physical Circulation	4801	5181	4166	3993	4100	4441
Digital Circulation	6322	4495	6960	7299	7705	8706
MEMBERS						
	2019	2020	2021	2022	2023	2024
Resident	758	761	671	632	669	622
Non-Resident Homeowner	3675	3639	2901	2852	3198	3141
County	1447	1436	1289	1189	1306	1238
Other*	179	184	193	215	215	697
Total Patrons	6059	6020	5054	4888	5388	5698
EVENTS			VIRTUAL			
	2019	2020	2021	2022	2023	2024
Adult Events	28	31	11	19	20	20
Youth Events	15	9	5	5	9	11
Total Events	43	40	16	24	29	31
Attendance	659	436	684	143	255	329
ENGAGEMENT						
	2019	2020	2021	2022	2023	2024
Library Visits	4156	4273	2244	2283	3153	3179
HC Visits	98	85	46	15	71	160
Web Visits	4349	4678	5153	4767	6218	6900

*As of January 2024, youth members have been pulled out of the three primary categories and are now included in the “Other” column. Detailed youth statistics available upon request.