

MEMBERS

TOTAL 5,958 / 5,488

Resident 648 / 668

Nonresident 3648 / 3,209

County 1295 / 1,291

Seasonal 180 / 160

Other 84 / 111

eCard 103 / 49

New Patrons 68 / 20



Ended 2023 maintaining the patron base growth achieved throughout the year. Category data remains tentative due to recent system update.

BORROWING

Circulation 12,552 / 10,749

Physical 4,422 / 3,829

Digital 8,130 / 6,920

Acquisitions 853 / 305

Print 274 / 150

AV 83 / 56

Digital 498 / 99



Physical and digital borrowing up vs. December 2022. Preparing new reporting for 2024 for more detailed circulation data.

EVENTS

Adult events 20 / 21

Children's events 11 / 7

Attendance 710 / 369



Event attendance showed growth vs. December 2022 figures. Of particular note – over 170 in attendance at the annual Happy Noon Year kids' event.

HISTORY CENTER OBJECTS

Cataloged 71 / 100

Digitized 93 / 100

TECH & SOCIAL

PC use 192 / 171

Wi-Fi use 620 / 744

Printing 2,798 / 2,913

Website Visits 5,678 / 4,985

Lib Facebook Reach 4,957 (down 39% vs. previous month)

HC Facebook Reach 61,953 (down 14%)

Lib Instagram Reach 628 (up 13%)

HC Instagram Reach 1,406 (down 33%)

Lib Follows/Likes 17 (on par with Nov.)

HC Follows/Likes 49 (down vs. Nov.)



As was the pattern for most of 2023, printing continued to outpace inhouse PC and Wi-Fi use. Even down, History Center social media engagement remains strong.

WELCOMED ONSITE

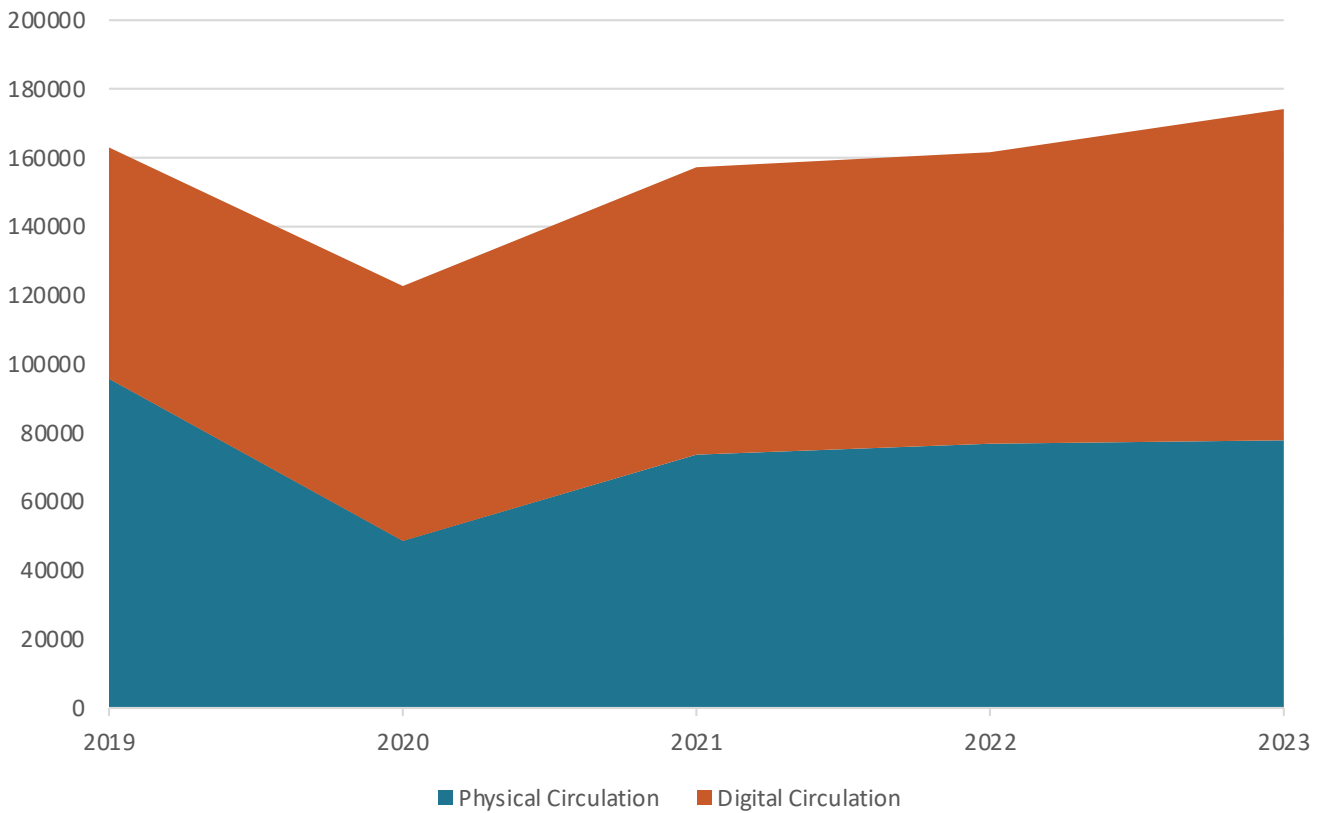
Library 3,192 / 3,018

History Center 481 / 68

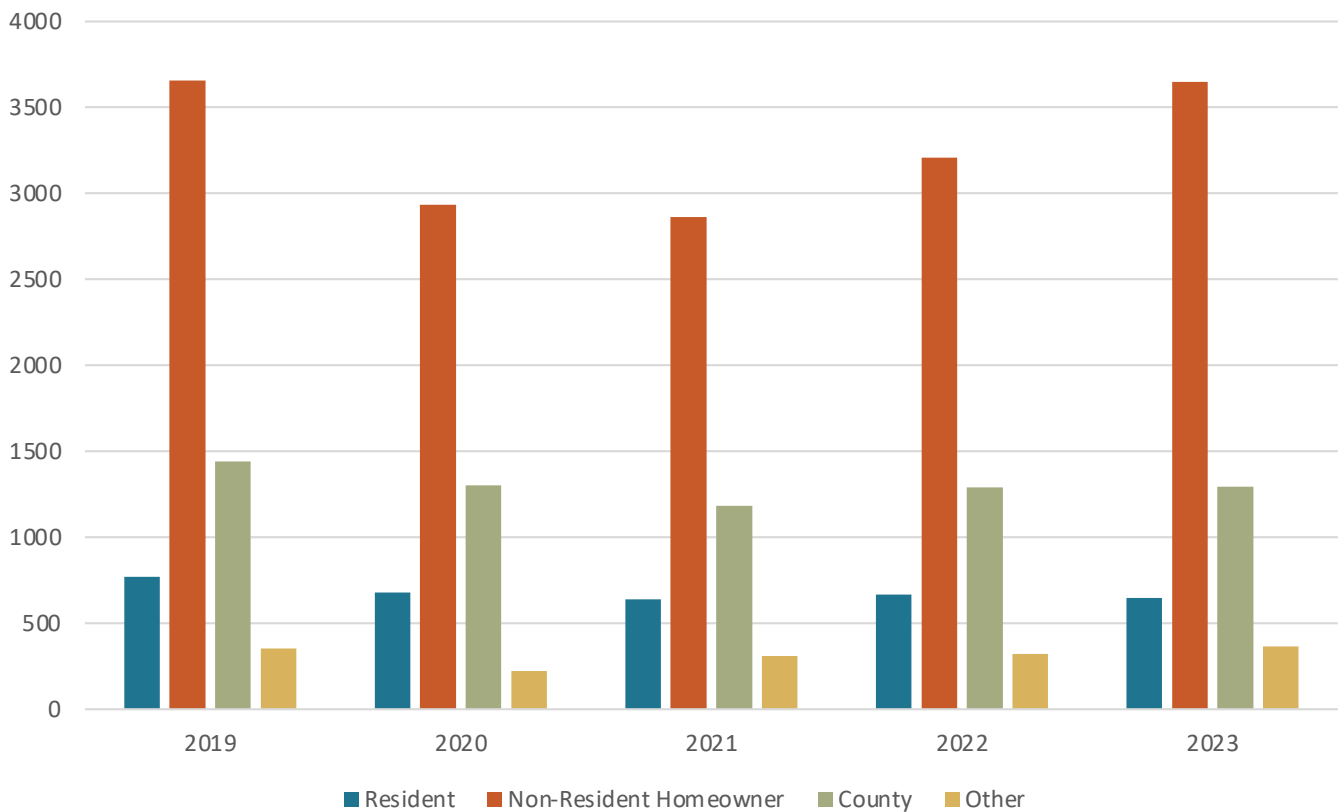


Various History Center events helped increase visitation in December.

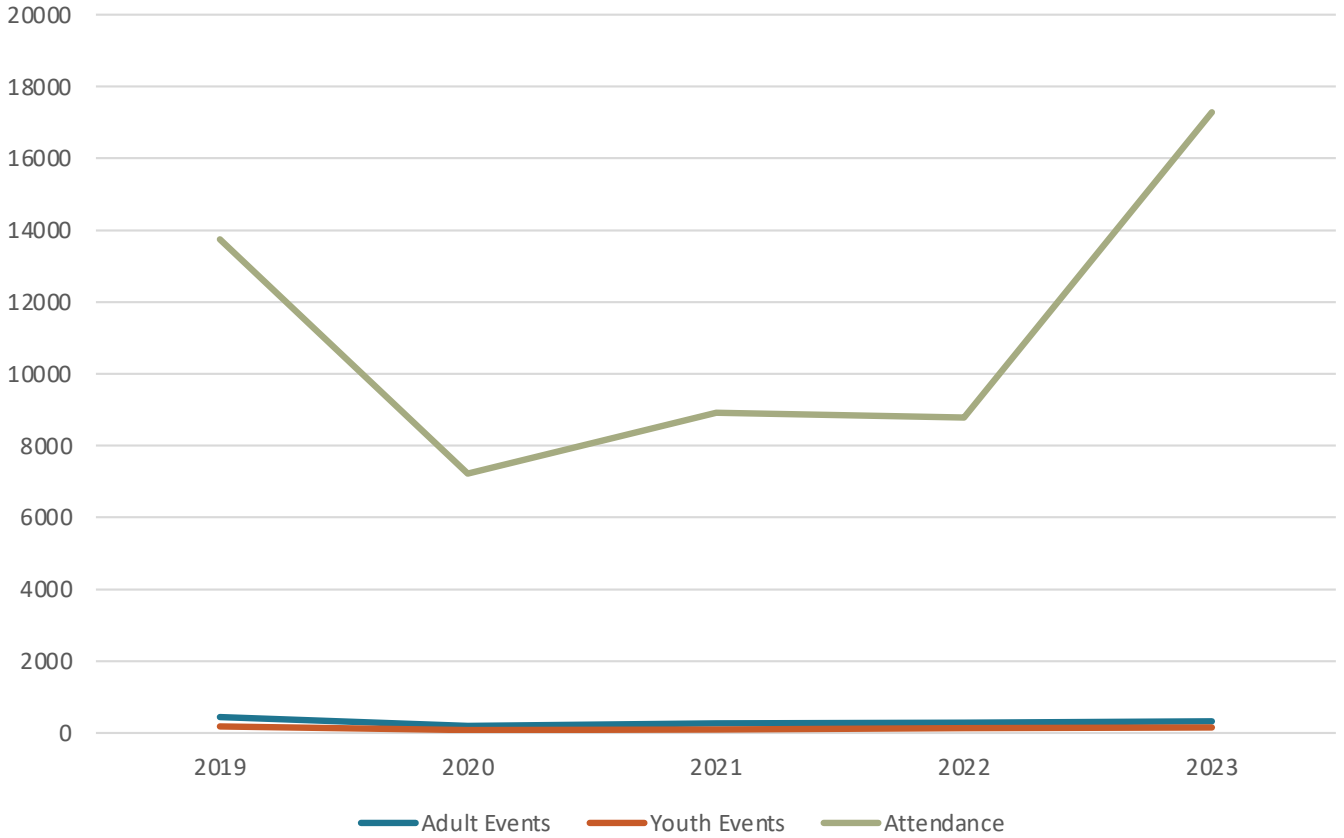
BORROWING YTD



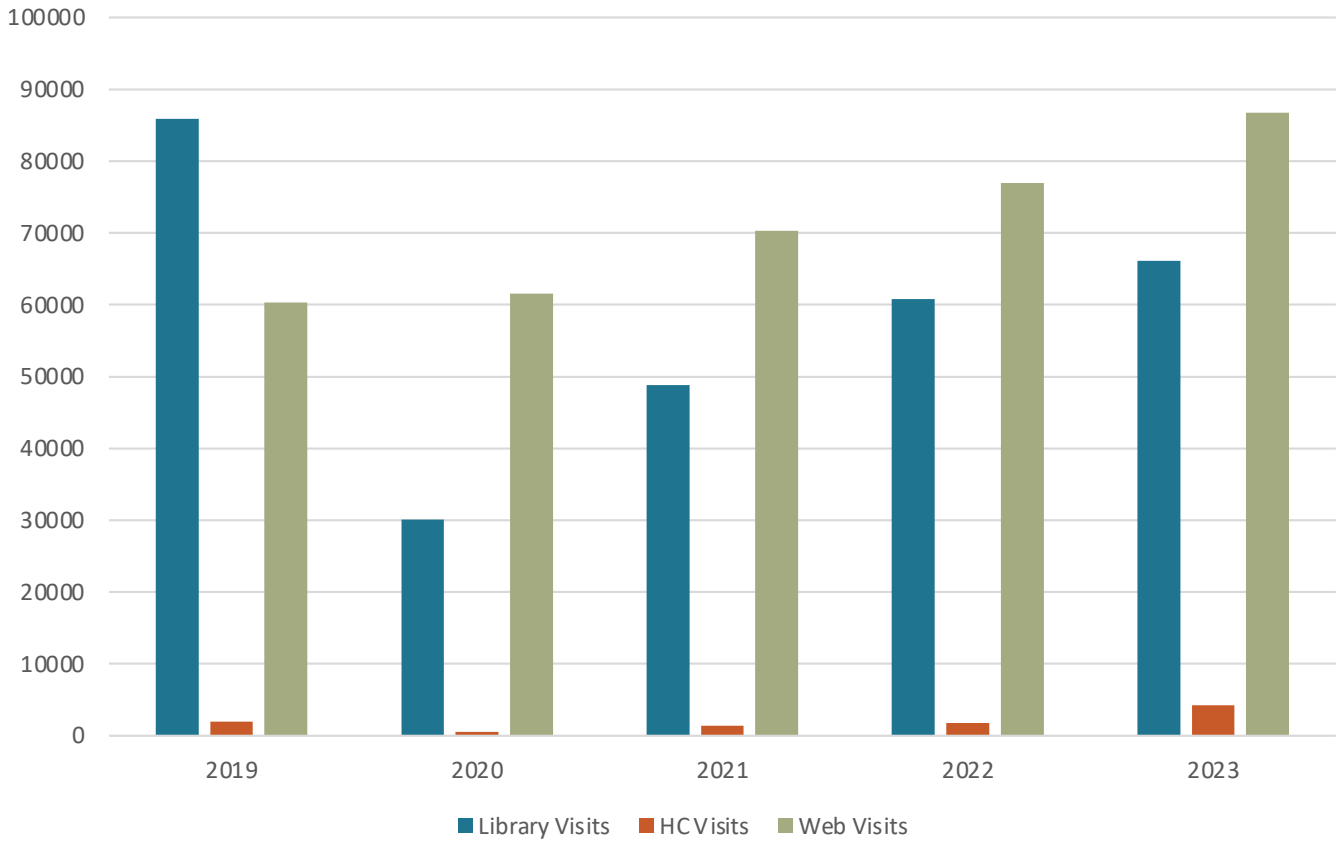
PATRONS YTD



EVENTS YTD



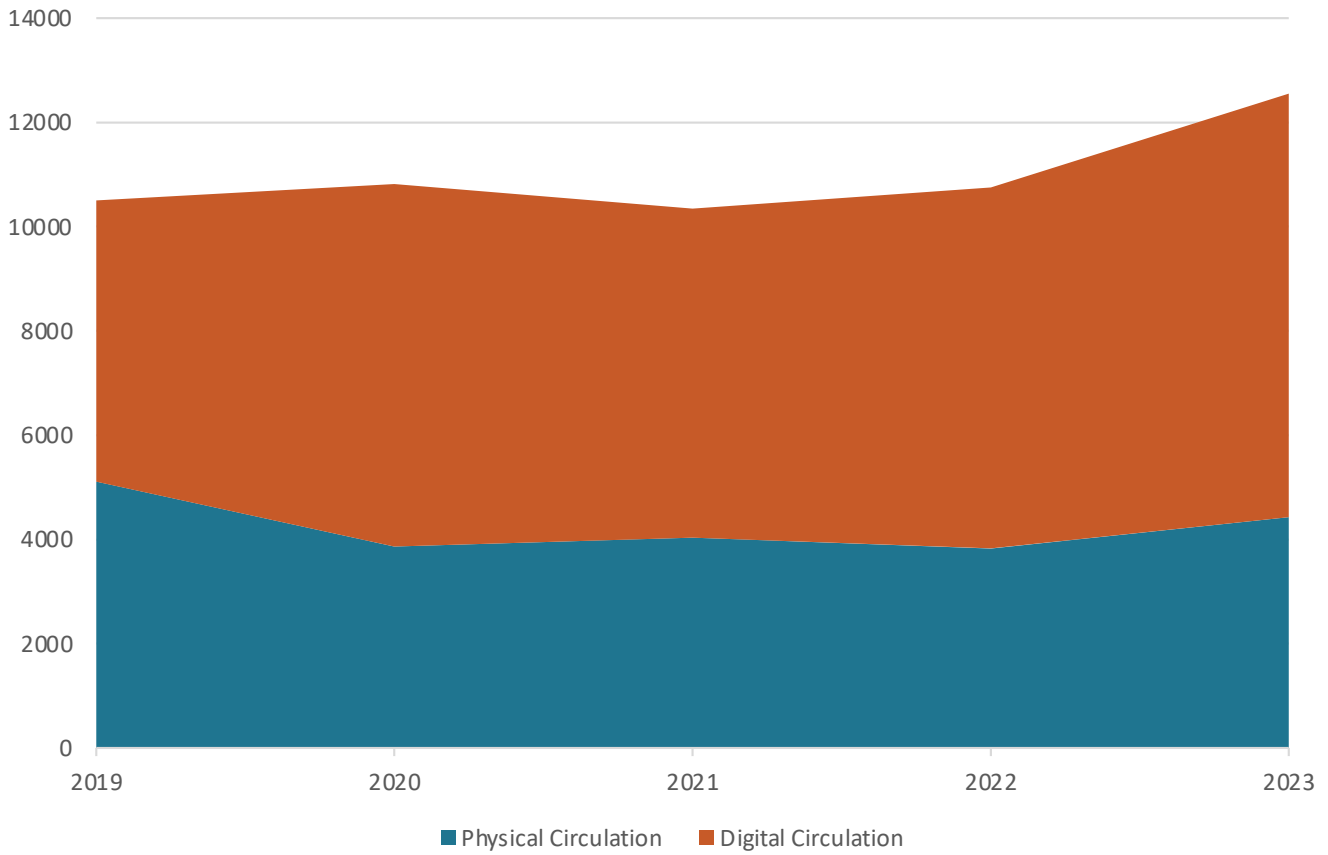
ENGAGEMENT YTD



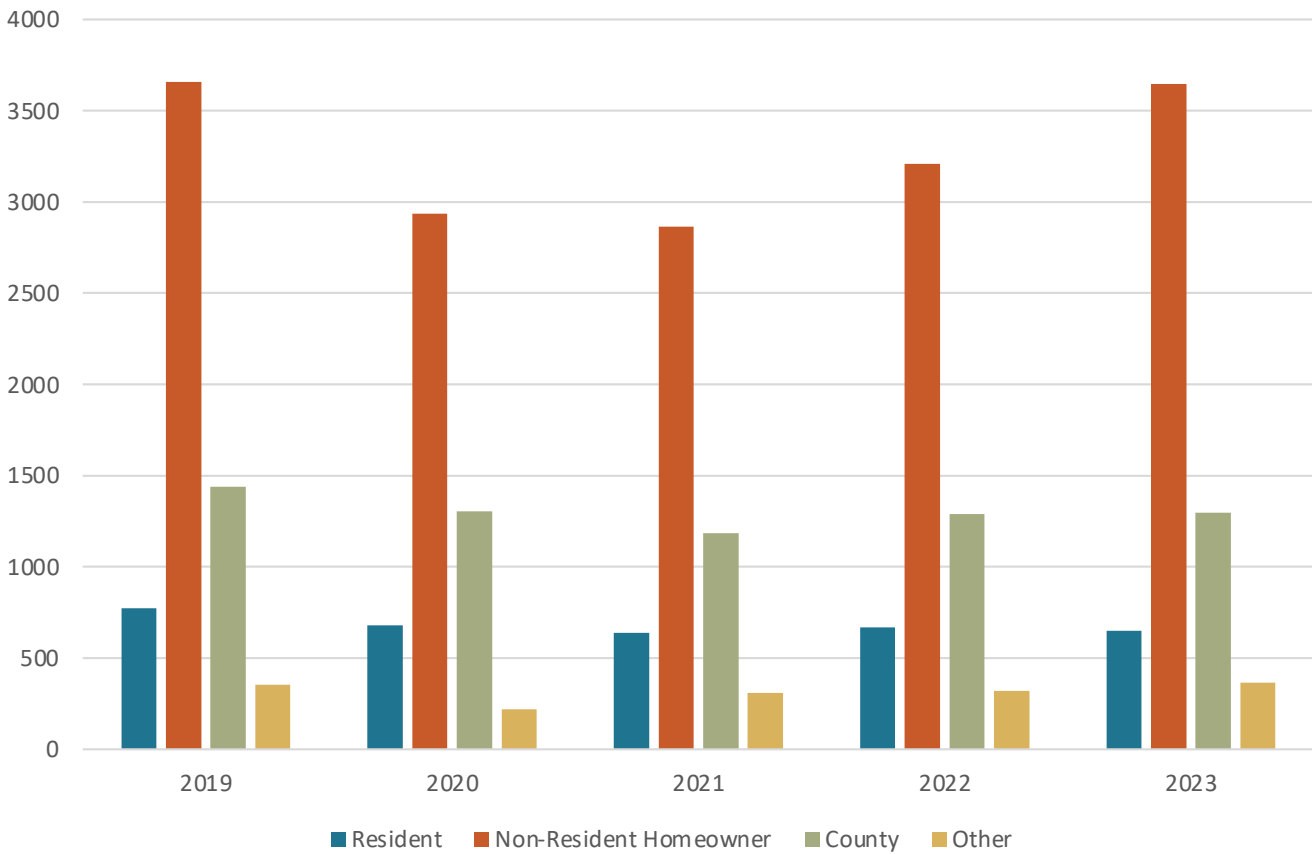
YTD Statistics – As of December 31 (Full Year)

BORROWING					
	2019	2020	2021	2022	2023
All Circulation	162924	122775	157146	161606	174166
Juvenile Print Circulation	18093	10109	18507	19649	21365
Physical Circulation	95764	48555	73590	76802	77776
Digital Circulation	67160	74220	83556	84799	96390
PATRONS					
	2019	2020	2021	2022	2023
Resident	772	679	638	668	648
Non-Resident Homeowner	3656	2935	2864	3209	3648
County	1440	1303	1184	1291	1295
Other	355	221	309	320	367
Total Patrons	6223	5138	4995	5488	5958
EVENTS					
	2019	2020	2021	2022	2023
Adult Events	443	197	261	293	325
Youth Events	182	81	101	133	160
Total Events	625	278	362	426	485
Attendance	13748	7222	8910	8792	17283
ENGAGEMENT					
	2019	2020	2021	2022	2023
Library Visits	85928	30063	48825	60763	66103
HC Visits	1990	548	1378	1824	4286
Web Visits	60303	61545	70333	76921	86700

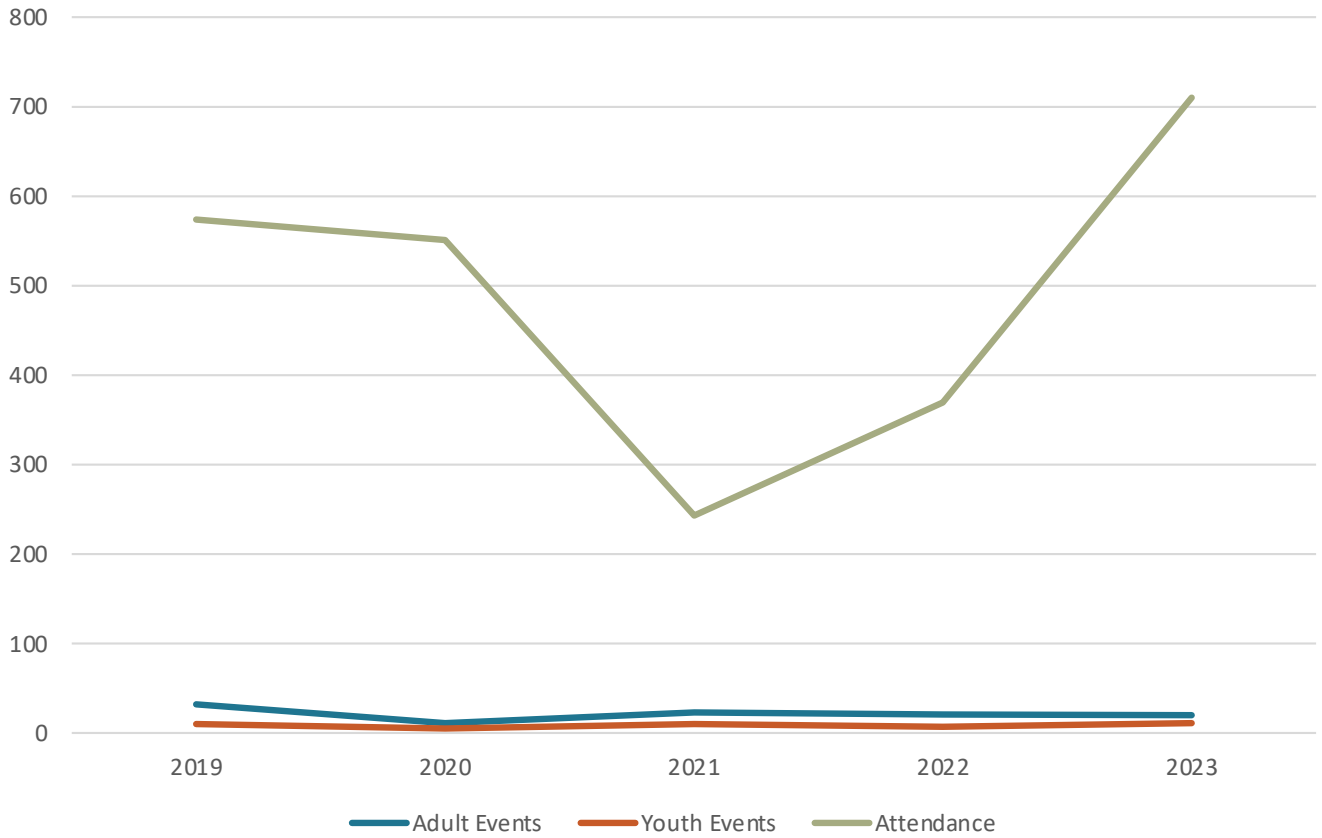
BORROWING_December



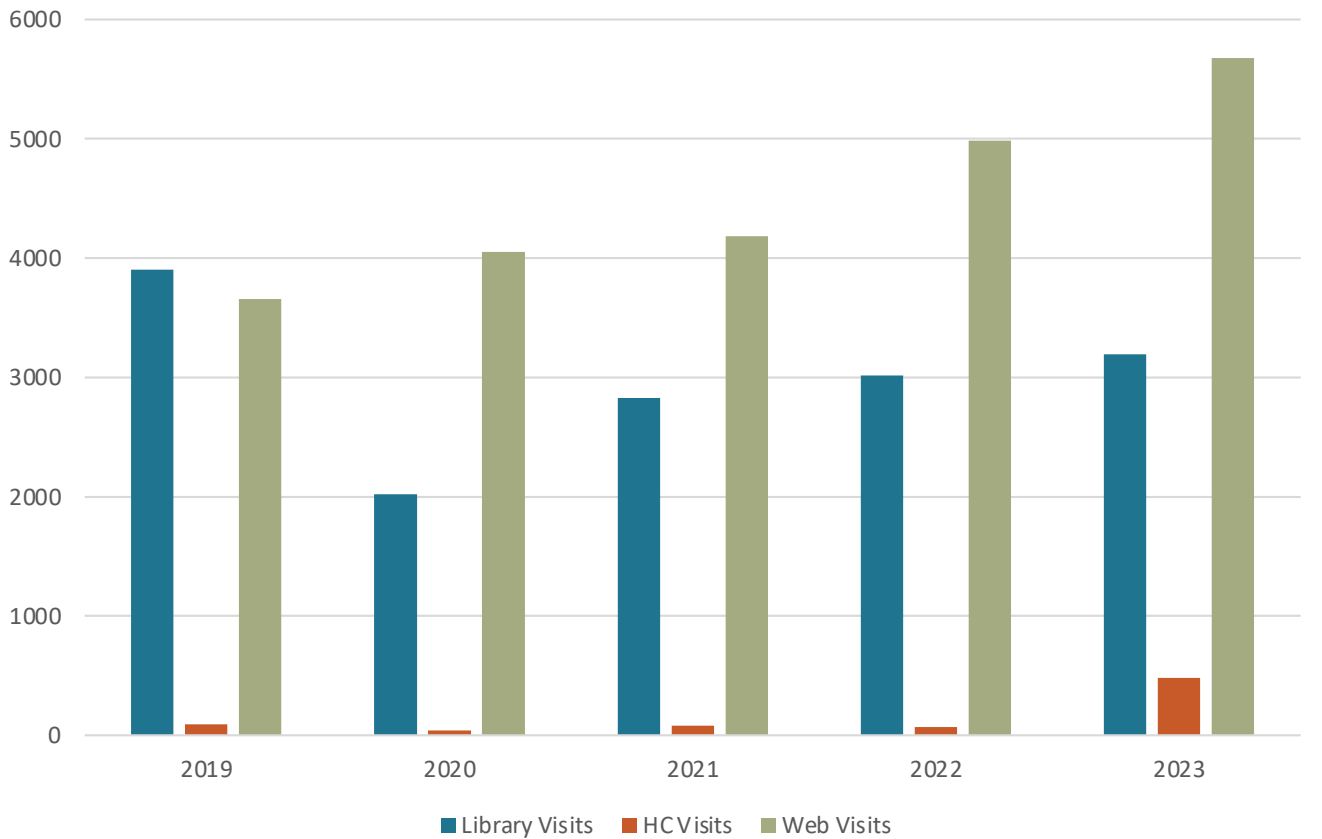
PATRONS_December



EVENTS_December



ENGAGEMENT_December



Monthly Data – December Figures Year-to-Year

BORROWING					
	2019	2020	2021	2022	2023
All Circulation	10504	10813	10347	10749	12552
Juvenile Print Circulation	817	801	773	683	944
Physical Circulation	5110	3860	4031	3829	4422
Digital Circulation	5394	6953	6316	6920	8130
PATRONS					
	2019	2020	2021	2022	2023
Resident	772	679	638	668	648
Non-Resident Homeowner	3656	2935	2864	3209	3648
County	1440	1303	1184	1291	1295
Other	355	221	309	320	367
Total Patrons	6223	5138	4995	5488	5958
EVENTS					
	2019	2020	2021	2022	2023
Adult Events	32	11	23	21	20
Youth Events	10	5	10	7	11
Total Events	42	16	33	28	31
Attendance	574	551	243	369	710
ENGAGEMENT					
	2019	2020	2021	2022	2023
Library Visits	3901	2021	2826	3018	3192
HC Visits	92	38	81	68	481
Web Visits	3657	4053	4185	4985	5678