

MEMBERS

TOTAL 6,042 / 5,251

Resident 742 / 664

Nonresident 3514 / 3,246

County 1344 / 1,313

Seasonal 186 / 162

Other 141 / 115

eCard 115 / 59

New Patrons n/a / 34



Overall patron base maintained 2023 growth. Category data tentative due to recent system update.

BORROWING

Circulation 12,110 / 11,132

Physical 3,586 / 4,225

Digital 8,524 / 6,907

Acquisitions 716 / 656

Print 314 / 254

AV 93 / 52

Digital 426 / 323



Overall borrowing up vs. November 2022 (due to digital).

EVENTS

Adult events 25 / 20

Children's events 19 / 7

Attendance 809 / 386



Event attendance showed growth vs. November 2022 figures. Of particular note – 266 in attendance at Story Time with Mrs. Claus on Festive Friday.

HISTORY CENTER OBJECTS

Cataloged 5 / 17

Digitized 170 / 53

TECH & SOCIAL

PC use 183 / 177

Wi-Fi use 660 / 810

Printing 1,919 / 1,159

Website Visits 6,380 / 5,035

Lib Facebook Reach 8,180 (up 12% vs. previous month)

HC Facebook Reach 72,591 (down 9%)

Lib Instagram Reach 555 (up 38%)

HC Instagram Reach 2,124 (up 20%)

Lib Follows/Likes 15 (on par with Oct.)

HC Follows/Likes 63 (down vs. Oct.)



Printing needs continue to outpace inhouse PC and Wi-Fi use. History Center social media engagement remains strong.

WELCOMED ONSITE

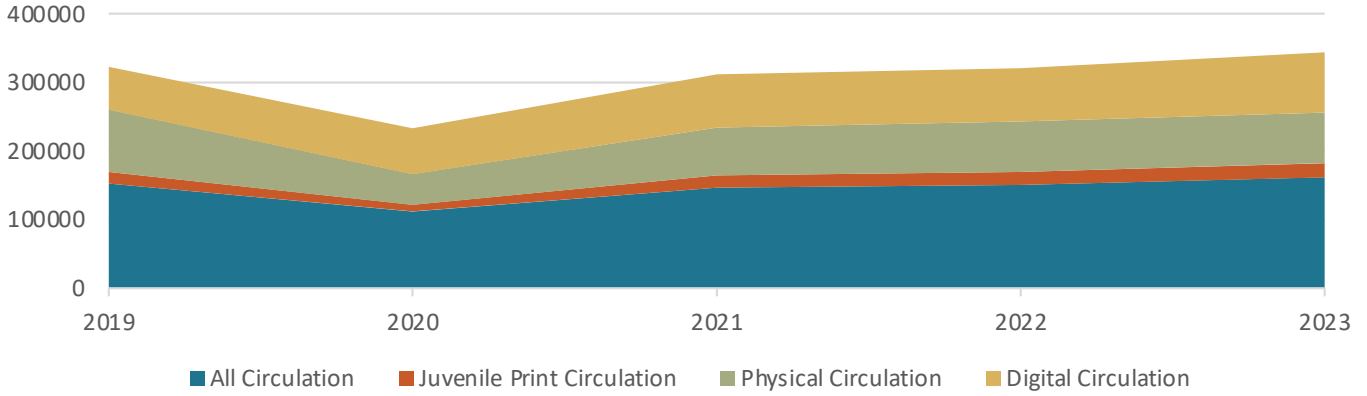
Library 3,894 / 3,964

History Center 367 / 101

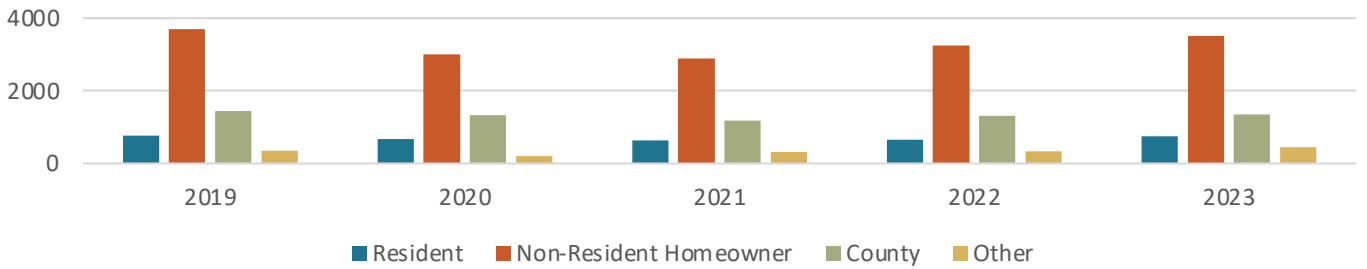


In 2022, the Library was a primary location for Festive Friday due to weather, skewing the range of visits.

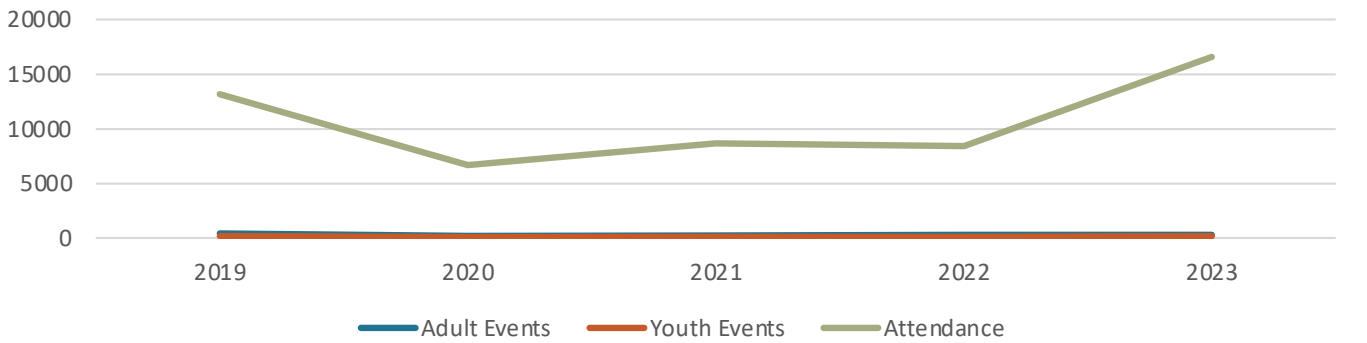
BORROWING YTD



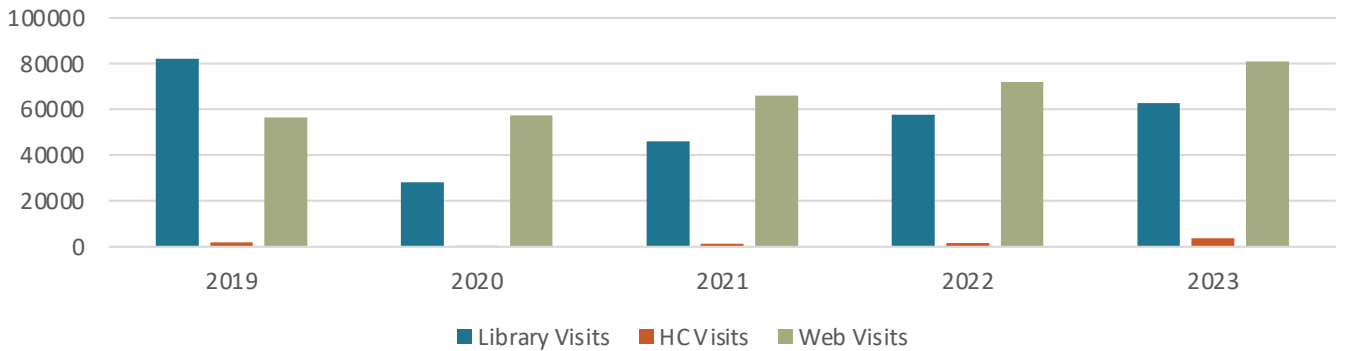
PATRONS YTD



EVENTS YTD



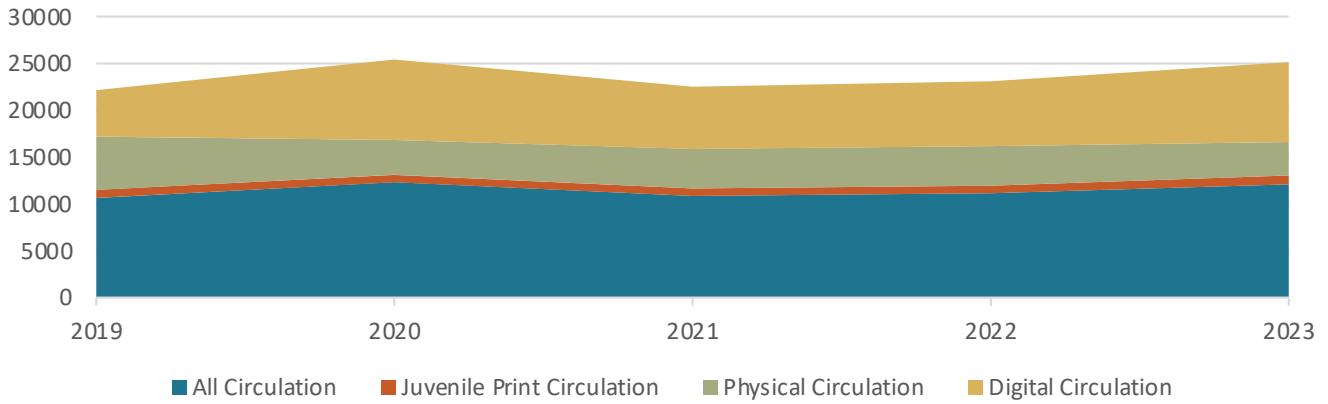
ENGAGEMENT YTD



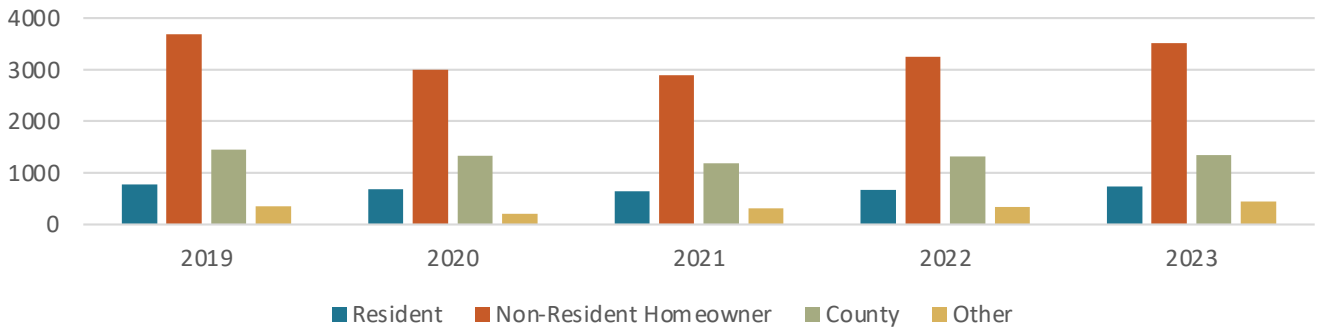
YTD Statistics – As of November 30

BORROWING					
	2019	2020	2021	2022	2023
All Circulation	152420	111962	146799	150857	161614
Juvenile Print Circulation	17276	9308	17734	18966	20421
Physical Circulation	90654	44695	69559	72973	73354
Digital Circulation	61766	67267	77240	77879	88260
PATRONS					
	2019	2020	2021	2022	2023
Resident	773	683	638	664	742
Non-Resident Homeowner	3693	2998	2897	3246	3514
County	1446	1326	1183	1313	1344
Other	353	213	314	336	442
Total Patrons	6265	5220	5032	5559	6042
EVENTS					
	2019	2020	2021	2022	2023
Adult Events	411	186	238	272	305
Youth Events	172	76	91	126	149
Total Events	583	262	329	398	454
Attendance	13174	6671	8667	8423	16573
ENGAGEMENT					
	2019	2020	2021	2022	2023
Library Visits	82027	28042	45999	57745	62911
HC Visits	1898	510	1297	1756	3805
Web Visits	56646	57492	66148	71936	81022

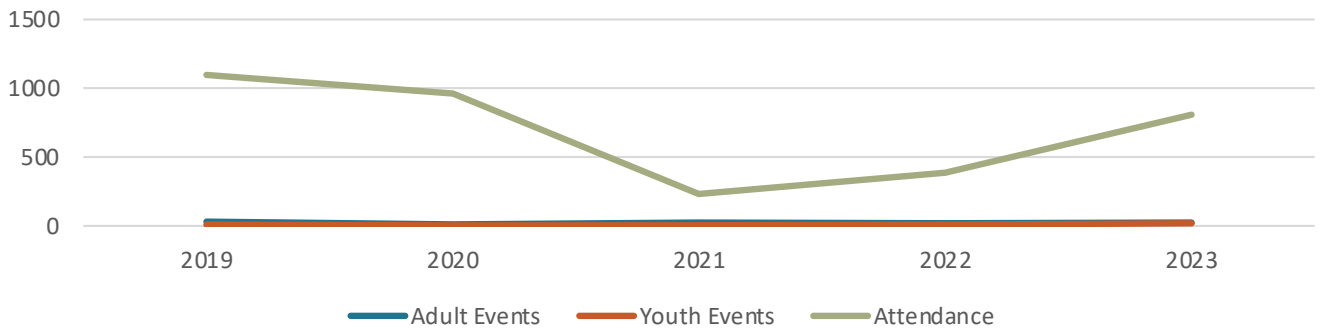
BORROWING_November



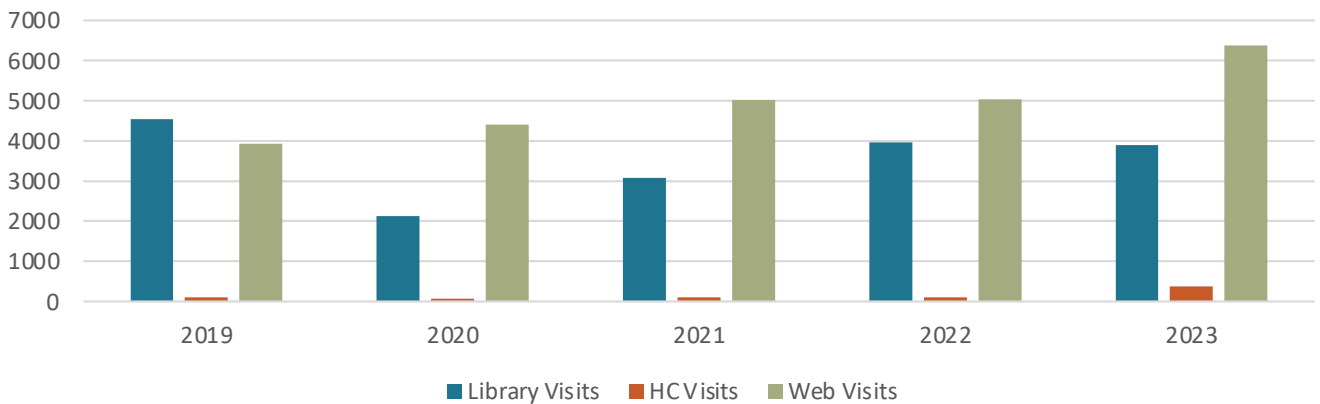
PATRONS_November



EVENTS_November



ENGAGEMENT_November



Monthly Data – November Figures Year-to-Year

BORROWING					
	2019	2020	2021	2022	2023
All Circulation	10639	12319	10840	11132	12110
Juvenile Print Circulation	846	773	807	826	915
Physical Circulation	5689	3754	4214	4225	3586
Digital Circulation	4950	8565	6626	6907	8524
PATRONS					
	2019	2020	2021	2022	2023
Resident	773	683	638	664	742
Non-Resident Homeowner	3693	2998	2897	3246	3514
County	1446	1326	1183	1313	1344
Other	353	213	314	336	442
Total Patrons	6265	5220	5032	5559	6042
EVENTS					
	2019	2020	2021	2022	2023
Adult Events	31	11	22	20	25
Youth Events	11	4	6	7	19
Total Events	42	15	28	27	44
Attendance	1097	963	232	386	809
ENGAGEMENT					
	2019	2020	2021	2022	2023
Library Visits	4543	2118	3084	3964	3894
HC Visits	104	67	111	101	367
Web Visits	3930	4404	5010	5035	6380