

MEMBERS

TOTAL 5,927 / 5,617

Resident 697 / 670

Nonresident 3,411 / 3,276

County 1,439 / 1,323

Seasonal 184 / 163

Other 93 / 114

eCard 104 / 71

New Patrons 34 / 41



5% growth in patron base vs. same time in 2022. Current active patron base on par with spring 2019 figures.

BORROWING

Circulation 13,572 / 12,227

Physical 5,381 / 4,893

Digital 8,191 / 7,334

Acquisitions 716 / 656

Print 296 / 476

AV 41 / 85

Digital 228 / 95



Overall borrowing (physical and digital) up 11% vs. September 2022. Overall YTD borrowing up 5% over same period 2019.

EVENTS

Adult events 27 / 26

Children's events 21 / 5

Attendance 410 / 332



Event attendance returned to figures more consistent with typical offseason programs but still demonstrated growth vs. October 2020 - 2022. Expanded children's programs initiated in October.

HISTORY CENTER OBJECTS

Cataloged 40 / 7

Digitized 72 / 15

TECH & SOCIAL

PC use 231 / 162

Wi-Fi use 775 / 899

Printing 4,257 / 3,014

Website Visits 6,469 / 5,737

Lib Facebook Reach 7,326 (down 20% vs. previous month)

HC Facebook Reach 80,040 (down 4%)

Lib Instagram Reach 403 (down 27%)

HC Instagram Reach 1,779 (up 4%)

Lib Follows/Likes 14 (up vs. Sep)

HC Follows/Likes 116 (on par with Sep)



Printing needs continue to outpace inhouse PC and Wi-Fi use. History Center social media engagement remains strong, especially when compared to previous year figures.

WELCOMED ONSITE

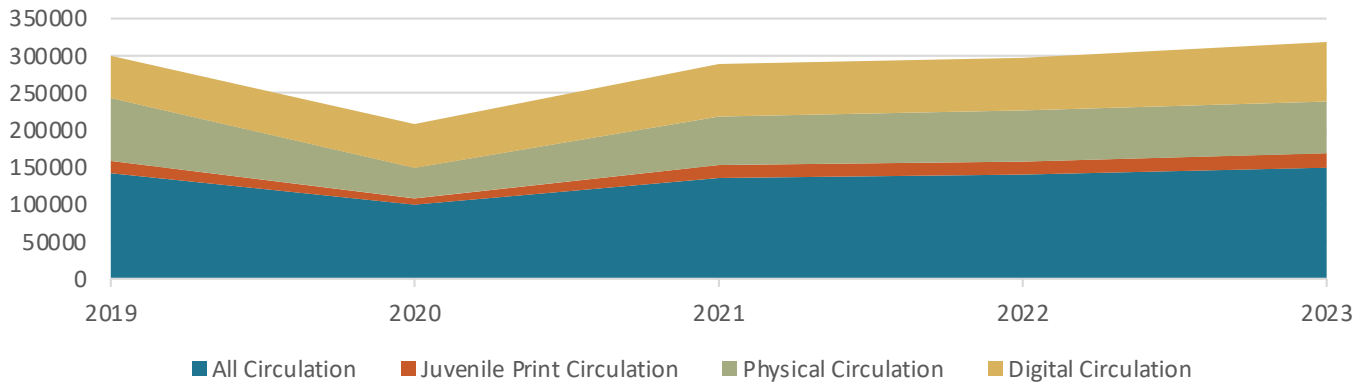
Library 3,636 / 3,821

History Center 351 / 86

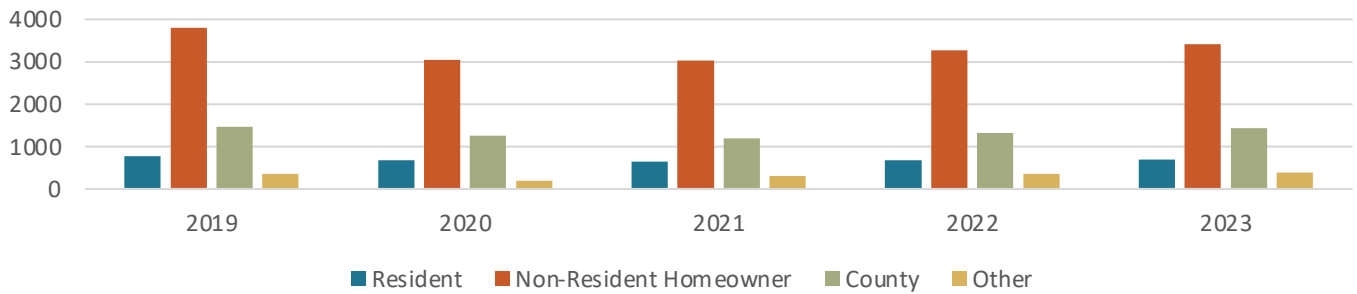


Library entrance closed for 6 days in October, impacting entrance count.

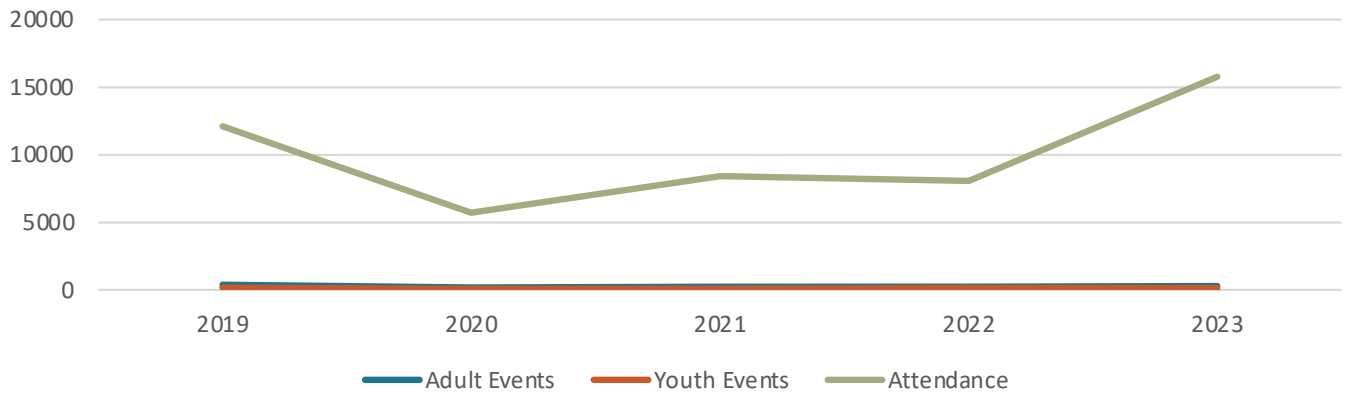
BORROWING YTD



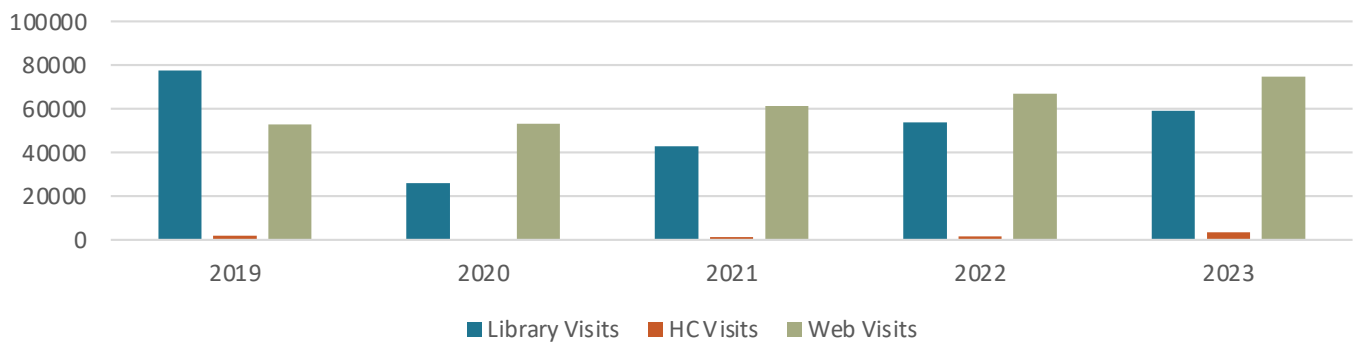
PATRONS YTD



EVENTS YTD



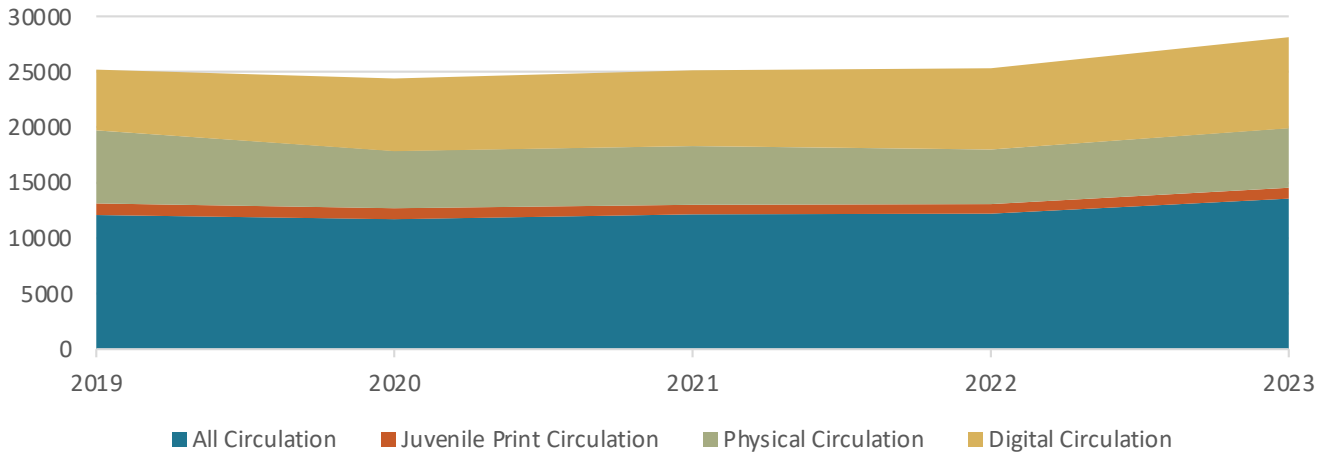
ENGAGEMENT YTD



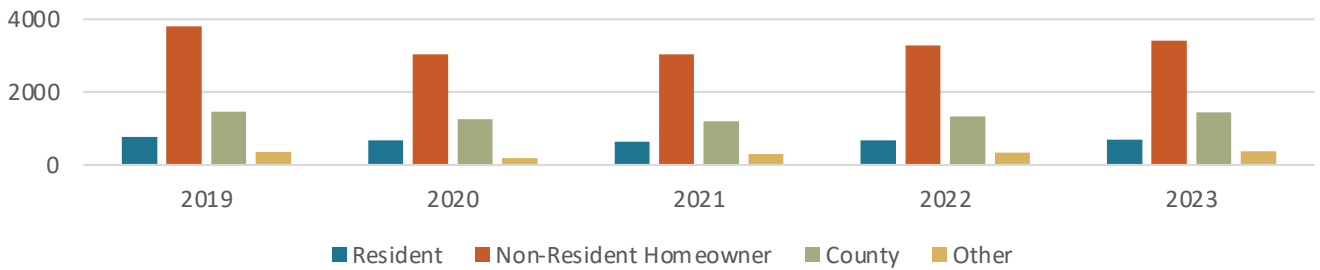
YTD Circulation – As of October 31

BORROWING					
	2019	2020	2021	2022	2023
All Circulation	141781	99643	135959	139725	149504
Juvenile Print Circulation	16430	8535	16927	18140	19506
Physical Circulation	84965	40941	65345	68748	69768
Digital Circulation	56816	58702	70614	70972	79736
PATRONS					
	2019	2020	2021	2022	2023
Resident	777	677	645	670	696
Non-Resident Homeowner	3796	3039	3035	3276	3411
County	1466	1250	1199	1323	1439
Other	354	190	310	348	381
Total Patrons	6393	5156	5189	5617	5927
EVENTS					
	2019	2020	2021	2022	2023
Adult Events	380	175	216	252	280
Youth Events	161	72	85	119	130
Total Events	541	247	301	371	410
Attendance	12077	5708	8435	8037	15764
ENGAGEMENT					
	2019	2020	2021	2022	2023
Library Visits	77484	25924	42915	53781	59017
HC Visits	1794	443	1186	1655	3438
Web Visits	52716	53088	61138	66901	74642

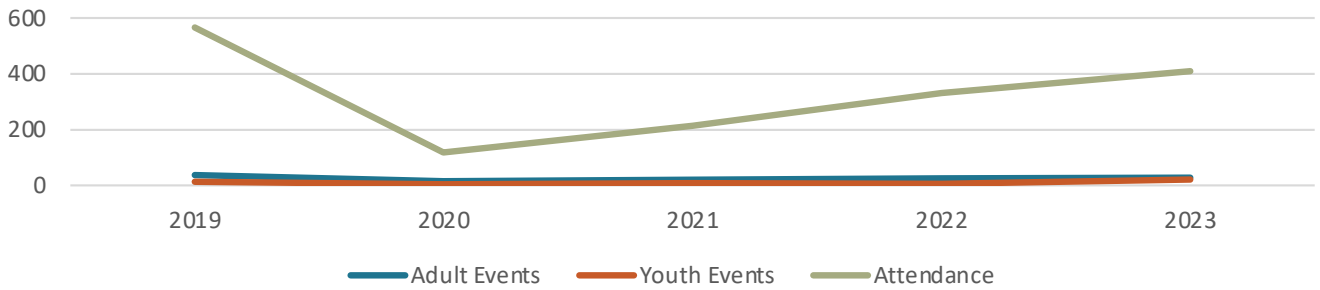
BORROWING_October



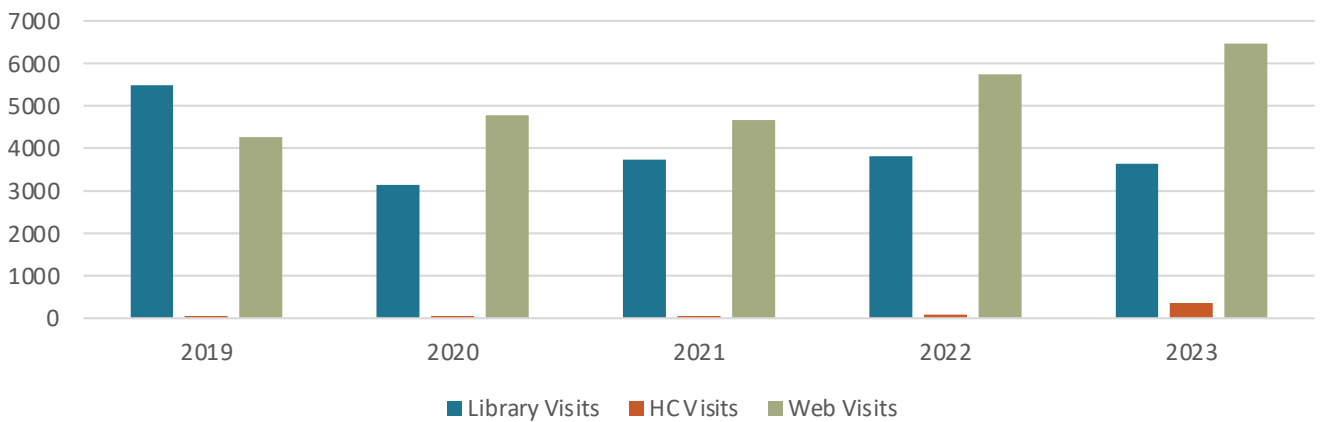
PATRONS_October



EVENTS_October



ENGAGEMENT_October



Monthly Data – October Figures Year-to-Year

BORROWING					
	2019	2020	2021	2022	2023
All Circulation	12076	11710	12130	12227	13572
Juvenile Print Circulation	1042	991	872	849	977
Physical Circulation	6591	5146	5286	4893	5381
Digital Circulation	5485	6564	6844	7334	8191
PATRONS					
	2019	2020	2021	2022	2023
Resident	777	677	645	670	696
Non-Resident Homeowner	3796	3039	3035	3276	3411
County	1466	1250	1199	1323	1439
Other	354	190	310	348	381
Total Patrons	6393	5156	5189	5617	5927
EVENTS					
	2019	2020	2021	2022	2023
Adult Events	37	15	20	26	27
Youth Events	14	4	7	5	21
Total Events	51	19	27	31	48
Attendance	566	118	214	332	410
ENGAGEMENT					
	2019	2020	2021	2022	2023
Library Visits	5487	3137	3738	3821	3636
HC Visits	57	50	58	86	351
Web Visits	4265	4785	4671	5737	6469