

MEMBERS

TOTAL 6,102 / 5,694
 Resident 700 / 667
 Nonresident 3,560 / 3,351
 County 1,451 / 1,327
 Seasonal 185 / 162
 Other 94 / 112
 eCard 112 / 75
 New Patrons 69 / 71



7% growth in patron base vs. same time in 2023. Current active patron base on par with spring 2019 figures.

BORROWING

Circulation 15,324 / 14,082
 Physical 6,818 / 6,622
 Digital 8,506 / 7,460
 Acquisitions 716 / 455
 Print 356 / 187
 AV 72 / 57
 Digital 288 / 211



Overall borrowing (physical and digital) up 8% vs. September 2022.

EVENTS

Adult events 27 / 21
 Children's events 7 / 8
 Attendance 1,732 / 1,030



Event attendance continues to outpace 2022 figures with September numbers up 68%. In large part due to a significant turnout at the Peter Mayer Surfside concert.

HISTORY CENTER OBJECTS

Cataloged 0 / 29
 Digitized 0 / 37

TECH & SOCIAL

PC use 319 / 373
 Wi-Fi use 1,080 / 1,260
 Printing 5,211 / 4,445
 Website Visits 8,407 / 7,336
 Lib Facebook Reach 9,159 (down 36% vs. previous month)
 HC Facebook Reach 83,945 (up 86%)
 Lib Instagram Reach 556 (down 30%)
 HC Instagram Reach 1,707 (down 9%)
 Lib Follows/Likes 7 (down vs. August)
 HC Follows/Likes 157 (up vs. August)



Printing needs continue to outpace inhouse PC and Wi-Fi use. Dramatic increase in HC Facebook engagement.

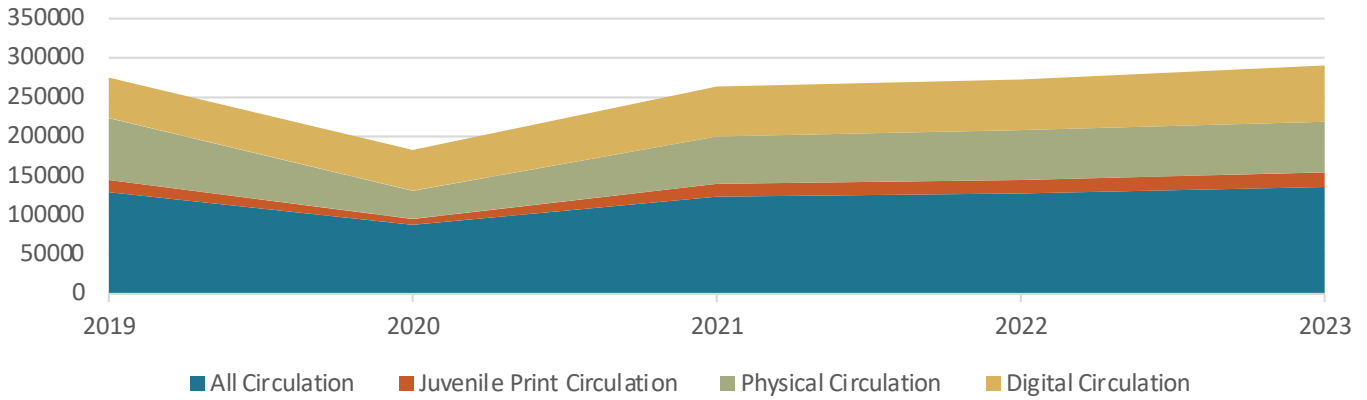
WELCOMED ONSITE

Library 5,422 / 5,334
 History Center 365 / 176

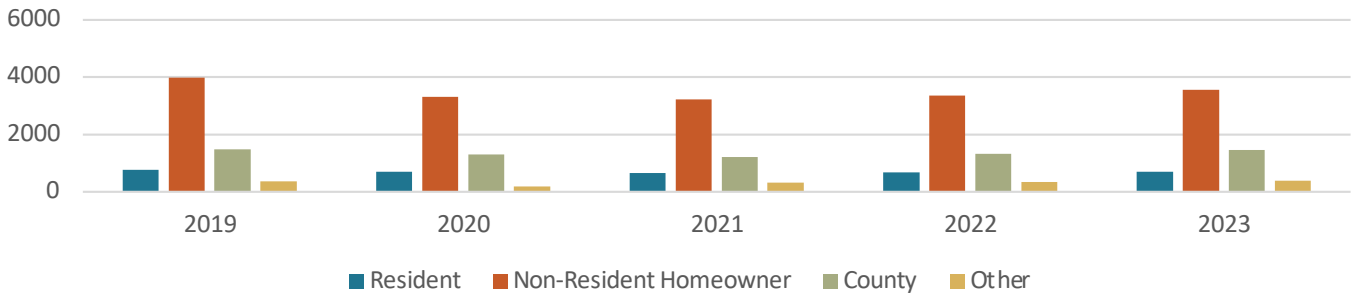


HC Visits continue to exceed 2022 figures.

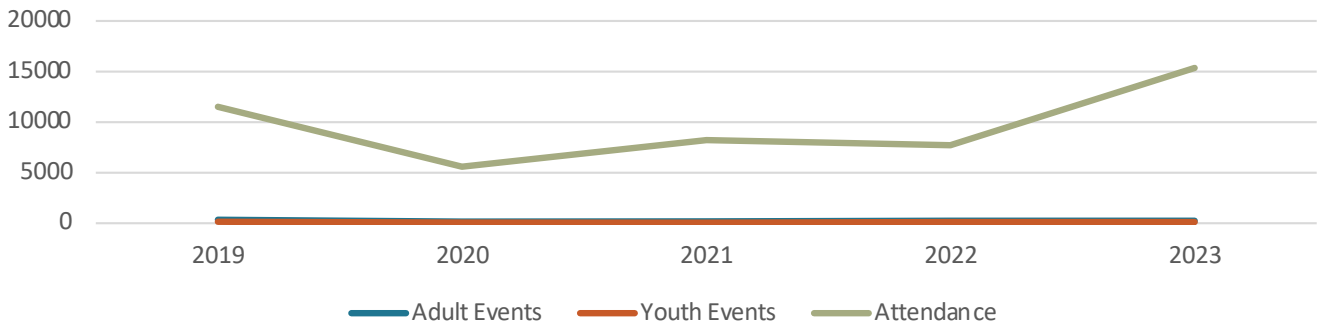
BORROWING YTD



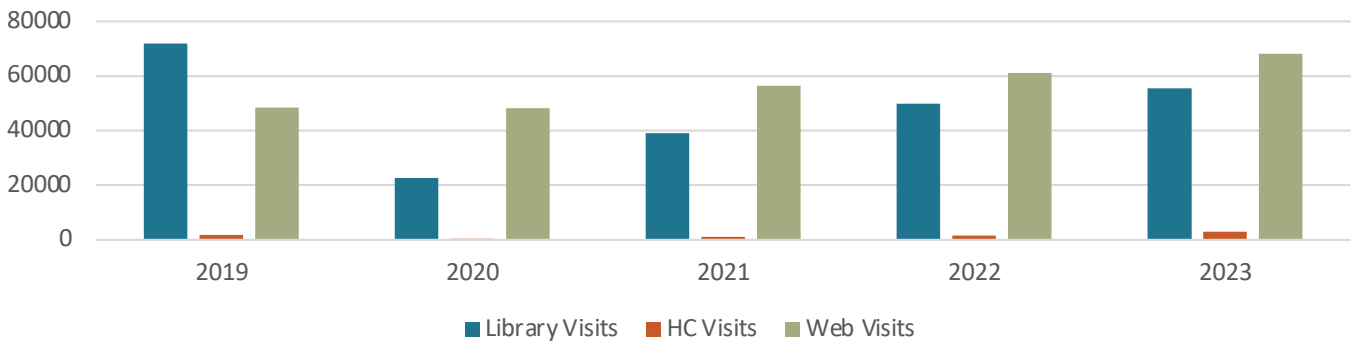
PATRONS YTD



EVENTS YTD



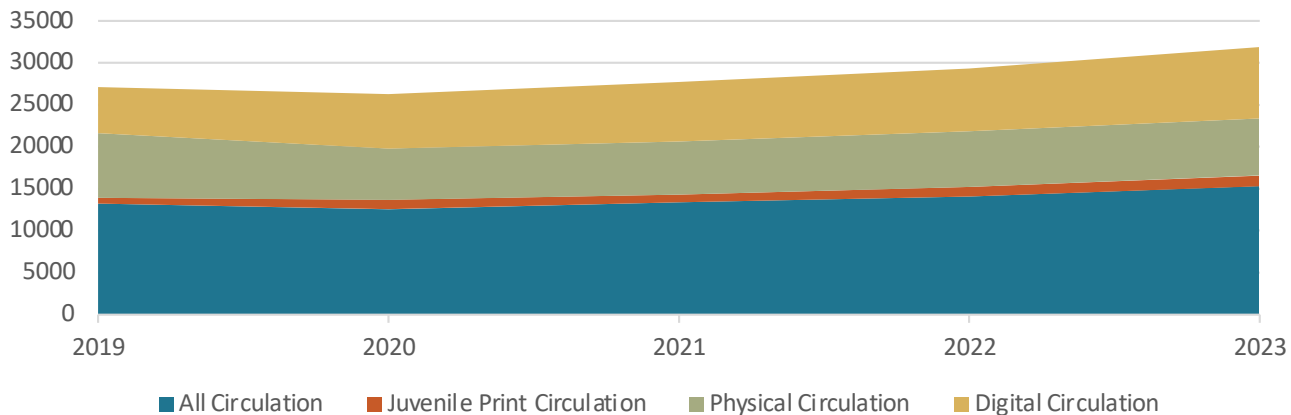
ENGAGEMENT YTD



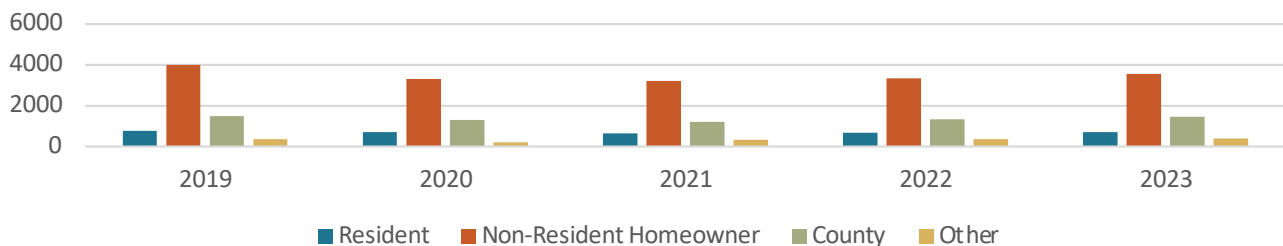
YTD Circulation – September

BORROWING					
	2019	2020	2021	2022	2023
All Circulation	129705	87933	123829	127498	135932
Juvenile Print Circulation	15388	7544	16055	17291	18529
Physical Circulation	78374	35795	60059	63855	64387
Digital Circulation	51331	52138	63770	63638	71545
PATRONS					
	2019	2020	2021	2022	2023
Resident	775	700	654	667	700
Non-Resident Homeowner	3991	3317	3229	3351	3560
County	1486	1299	1218	1327	1451
Other	358	192	319	349	391
Total Patrons	6610	5508	5420	5694	6102
EVENTS					
	2019	2020	2021	2022	2023
Adult Events	343	160	196	226	253
Youth Events	147	68	78	114	109
Total Events	490	228	274	340	362
Attendance	11511	5590	8221	7705	15354
ENGAGEMENT					
	2019	2020	2021	2022	2023
Library Visits	71997	22787	39177	49960	55381
HC Visits	1737	393	1128	1569	3087
Web Visits	48451	48303	56467	61164	68137

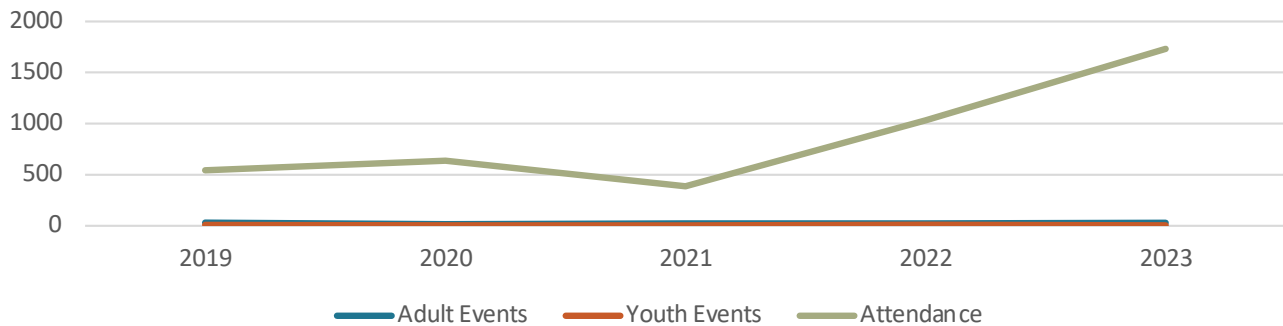
BORROWING_September



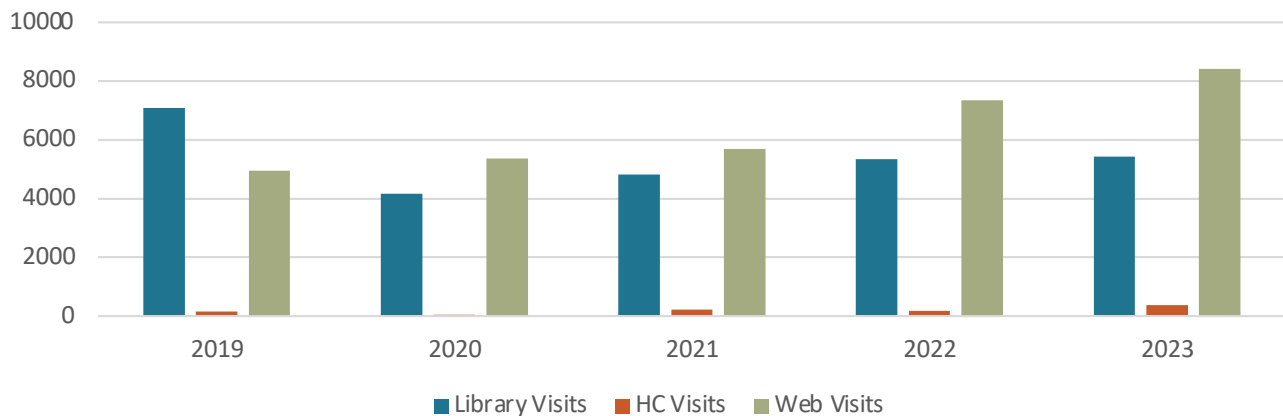
PATRONS_September



EVENTS_September



ENGAGEMENT_September



September Year-To-Year Data

BORROWING					
	2019	2020	2021	2022	2023
All Circulation	13207	12572	13405	14082	15324
Juvenile Print Circulation	690	1103	893	1133	1239
Physical Circulation	7731	6107	6309	6622	6818
Digital Circulation	5476	6465	7096	7460	8506
PATRONS					
	2019	2020	2021	2022	2023
Resident	775	700	654	667	700
Non-Resident Homeowner	3991	3317	3229	3351	3560
County	1486	1299	1218	1327	1451
Other	358	192	319	349	391
Total Patrons	6610	5508	5420	5694	6102
EVENTS					
	2019	2020	2021	2022	2023
Adult Events	31	16	21	21	27
Youth Events	9	6	4	8	7
Total Events	40	22	25	29	34
Attendance	545	636	387	1030	1732
ENGAGEMENT					
	2019	2020	2021	2022	2023
Library Visits	7089	4159	4808	5334	5422
HC Visits	155	58	232	176	365
Web Visits	4956	5373	5695	7336	8407