

## MEMBERS

TOTAL 6,157 / 5,674  
Resident 706 / 665  
Nonresident 3,628 / 3,345  
County 1,433 / 1,328  
Seasonal 179 / 152  
Other 95 / 110  
eCard 116 / 74  
NEW PATRONS 138 / 141



9% growth in patron base vs. same time in 2022.  
Current active patron base down by 8% vs. preCOVID figures.  
Highest since May 2019.

## BORROWING

Circulation 20,672 / 19,721  
Physical 11,799 / 11,647  
Digital 8,873 / 8,074  
Acquisitions 815 / 733  
Print 444 / 356  
AV 78 / 58  
Digital 293 / 319



Overall borrowing (physical and digital) on par with August 2022.

## EVENTS

Adult events 38 / 37  
Children's events 22 / 24  
Attendance 4,203 / 1,967



Event attendance up 113% over August 2022 and 96% over August 2019.  
Concerts remain a highlight, as well as author talks and kids' events.

## HISTORY CENTER OBJECTS

Cataloged 13 / 35  
Digitized 24 / 30

## TECH & SOCIAL

PC use 579 / 525  
Wi-Fi use 1,953 / 2,170  
Printing 11,234 / 8,077  
Website Visits 12,712 / 10,260  
Lib Facebook Reach 14,661 (down 30%)  
HC Facebook Reach 45,003 (up 37%)  
Lib Instagram Reach 804 (down 25%)  
HC Instagram Reach 1,892 (down 16%)  
Lib Follows/Likes 20 (down vs. July)  
HC Follows/Likes 63 (FB up vs. July)



Record number of pages printed by patrons.  
Significant increase in website visits.

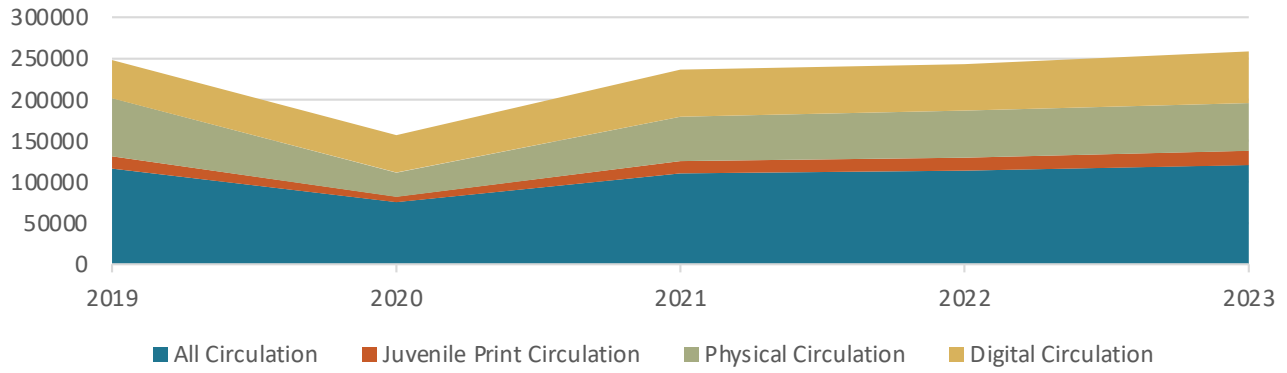
## WELCOMED ONSITE

Library 11,949 / 10,407  
History Center 689 / 316

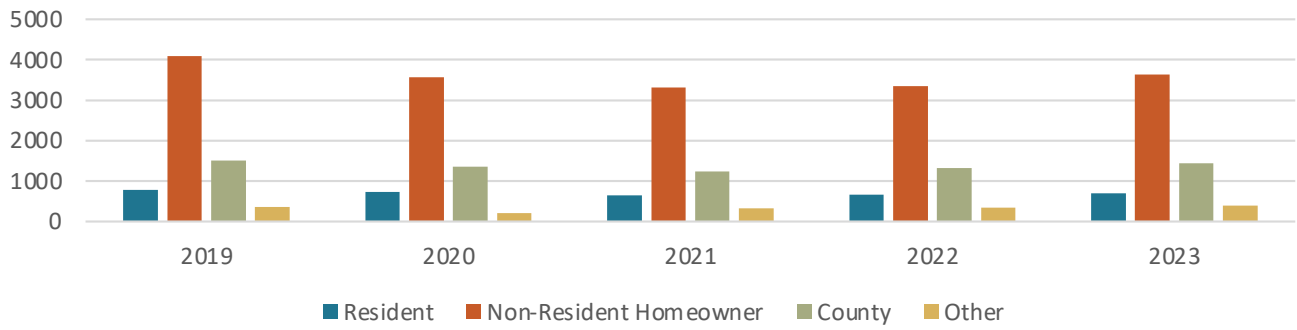


Library Visits - 15% increase over August 2022 library visits.  
HC Visits - 118% increase over Aug 2022.

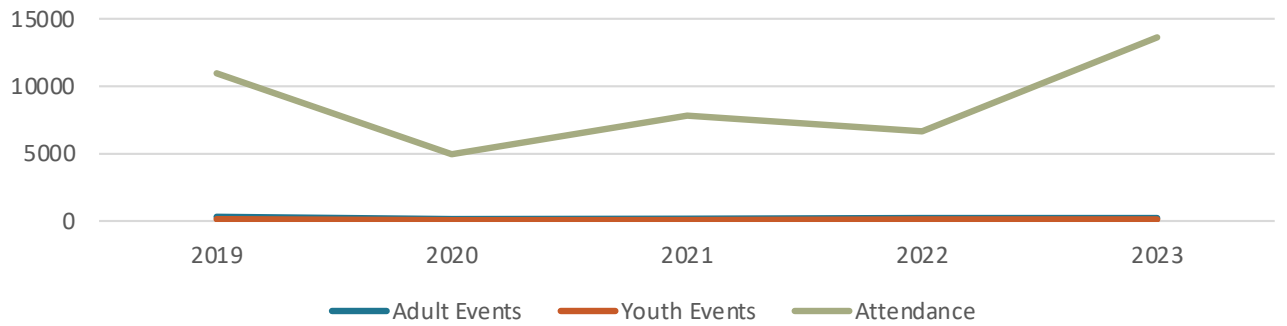
### BORROWING YTD



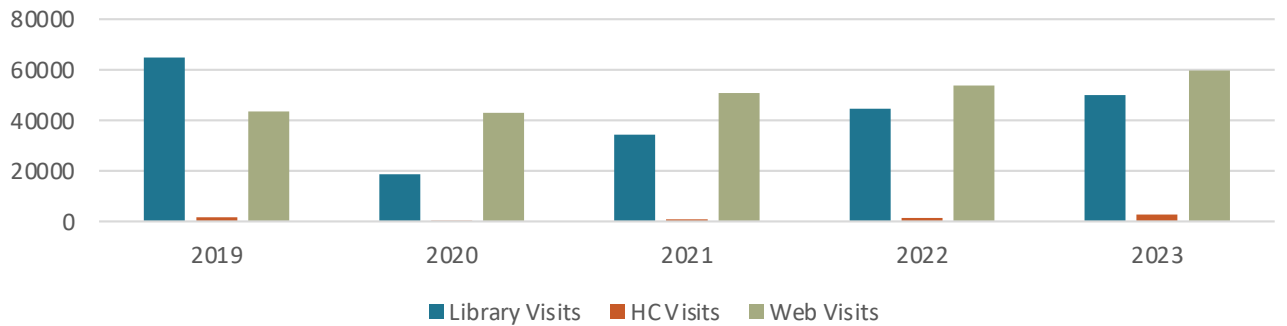
### PATRONS YTD



### PROGRAMS YTD



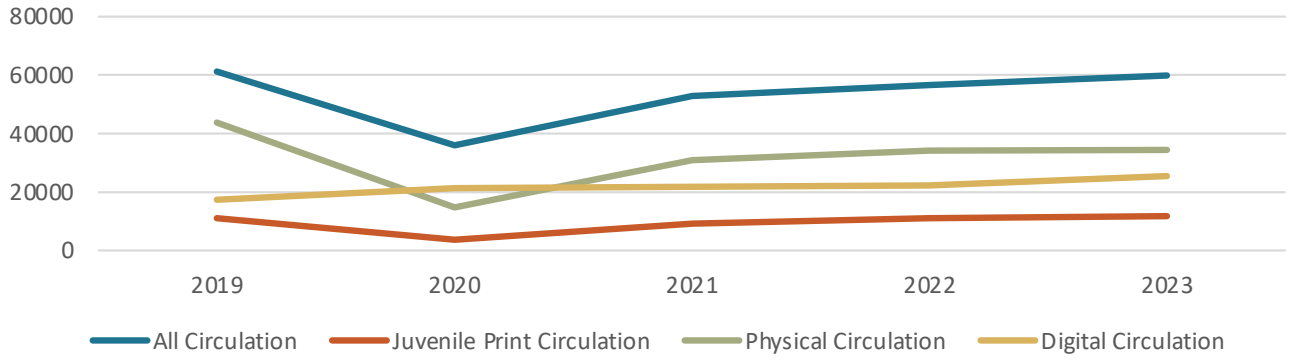
### ENGAGEMENT YTD



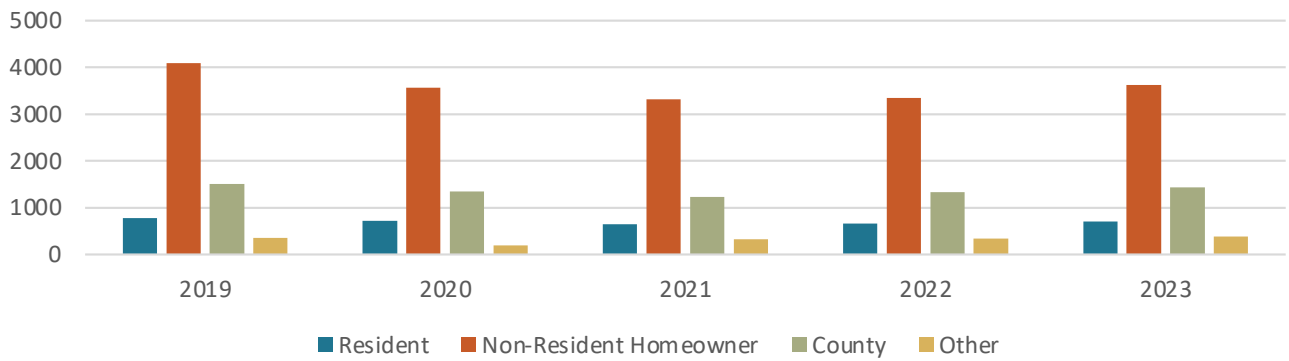
## YTD Circulation – August

<b>BORROWING</b>					
	<b>2019</b>	<b>2020</b>	<b>2021</b>	<b>2022</b>	<b>2023</b>
All Circulation	116498	75361	110424	113416	120608
Juvenile Print Circulation	14698	6441	15162	16158	17290
Physical Circulation	70643	29688	53750	57233	57569
Digital Circulation	45855	45673	56674	56178	63039
<b>PATRONS</b>					
	<b>2019</b>	<b>2020</b>	<b>2021</b>	<b>2022</b>	<b>2023</b>
Resident	776	723	653	665	706
Non-Resident Homeowner	4089	3559	3314	3345	3628
County	1514	1351	1233	1328	1433
Other	354	200	325	336	390
Total Patrons	6733	5833	5525	5674	6157
<b>EVENTS</b>					
	<b>2019</b>	<b>2020</b>	<b>2021</b>	<b>2022</b>	<b>2023</b>
Adult Events	312	144	175	205	226
Youth Events	138	62	74	106	102
Total Events	450	206	249	311	328
Attendance	10966	4954	7834	6675	13622
<b>ENGAGEMENT</b>					
	<b>2019</b>	<b>2020</b>	<b>2021</b>	<b>2022</b>	<b>2023</b>
Library Visits	64908	18628	34369	44626	49959
HC Visits	1582	335	896	1393	2722
Web Visits	43495	42930	50772	53828	59766

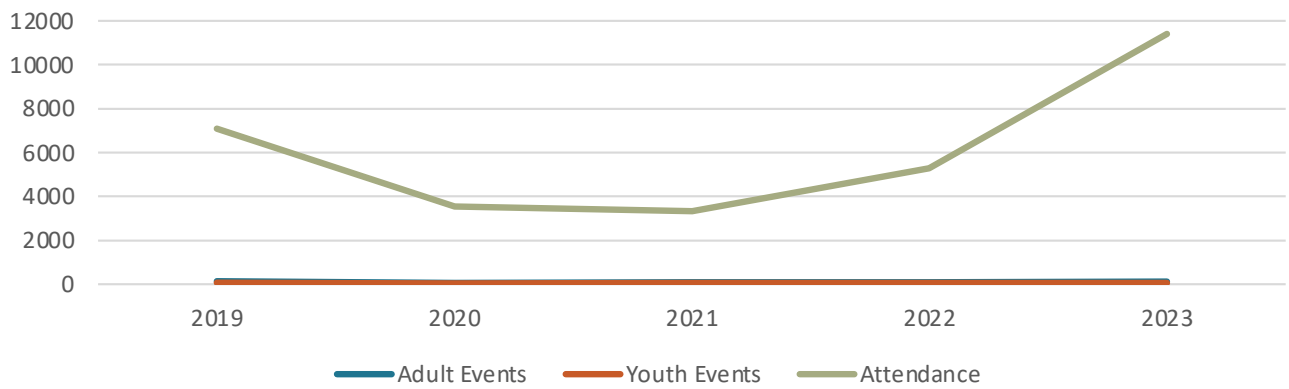
### BORROWING\_SUMMER



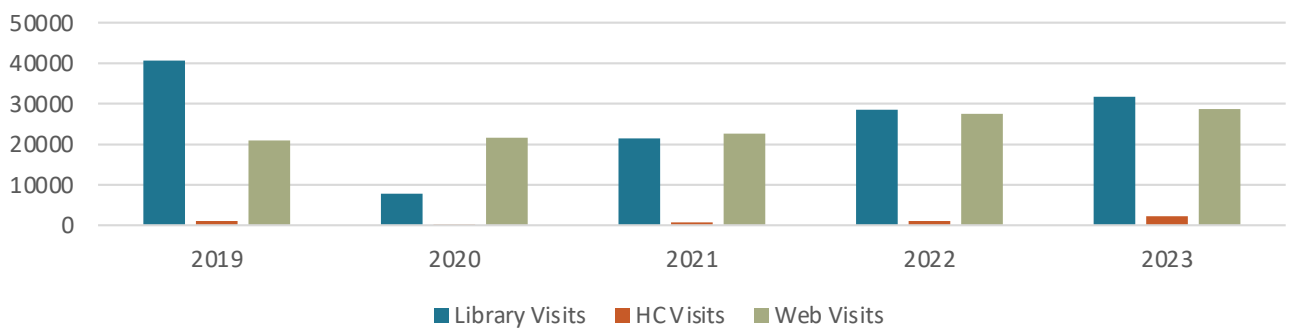
### PATRONS\_SUMMER



### EVENTS\_SUMMER



### ENGAGEMENT\_SUMMER



## Combined Summer (June-August) Data

<b>BORROWING</b>					
	<b>2019</b>	<b>2020</b>	<b>2021</b>	<b>2022</b>	<b>2023</b>
All Circulation	61218	35980	52806	56607	59947
Juvenile Print Circulation	11013	3674	9194	11073	11747
Physical Circulation	43761	14735	30910	34272	34491
Digital Circulation	17357	21245	21896	22330	25456
<b>PATRONS</b>					
	<b>2019</b>	<b>2020</b>	<b>2021</b>	<b>2022</b>	<b>2023</b>
Resident	776	723	653	665	706
Non-Resident Homeowner	4089	3559	3314	3345	3628
County	1514	1351	1233	1328	1433
Other	354	200	325	336	390
Total Patrons	6733	5833	5525	5674	6157
<b>EVENTS</b>					
	<b>2019</b>	<b>2020</b>	<b>2021</b>	<b>2022</b>	<b>2023</b>
Adult Events	136	58	92	95	116
Youth Events	68	36	44	61	56
Total Events	204	94	136	156	172
Attendance	7097	3548	3328	5285	11405
<b>ENGAGEMENT</b>					
	<b>2019</b>	<b>2020</b>	<b>2021</b>	<b>2022</b>	<b>2023</b>
Library Visits	40639	7845	21464	28448	31716
HC Visits	1040	97	685	1024	2164
Web Visits	20978	21650	22676	27430	28712